Analytical Resources, Incorporated
Analytical Chemists and Consultants
MDH/mdh

10 August 2005

Dan Hennessy
Anchor Environmental, L.L.C.
1423 3rd Ave.
Suite 300
Seattle, WA 98101

RE: Client Project: 00010501/T2, KC Former Scott Mill
ARI Job No: IH29

Dear Dan:

Please find enclosed the original chain of custody records and the final data package for the samples from the project referenced above. Eleven sediment samples and two wipe samples were received on July 18, 2005. All samples were received intact and there were no discrepancies in the paperwork. The samples were analyzed for SVOAs, PCBs, total metals, grain size, Atterberg Limits, dioxins/furans and conventional parameters as requested. The test for dioxins/furans was sub-contracted to Eno River Labs in Durham, NC.

Problems associated with these analyses are discussed in the case narrative.

A copy of this package will be kept of file at ARI. If you have any questions or require additional information, please contact me at your convenience.

Sincerely,

ANALYTICAL RESOURCES, INC.

Mark D. Harris
Project Manager
206/695-6210
<mark@arilabs.com>

Enclosures

cc: files IH29

MDH/mdh

Chain of Custody
Documentation

prepared
for

ANCHOR ENVIRONMENTAL

KC FORMER SCOTT MILL , 00010501/T2

ARI JOB NO. IH29

prepared
by

Analytical Resources, Inc.

Chain of Custody Record & Laboratory Analysis Request

ARI Assigned Number: IH29	Turn-around Requested: per SOW
ARI Client Company: ANCHOR ENV	Phone: 206/287-9130
Client Contact: DAN HENNESSY	
Client Project Name: KC FORMER SCOTT MILL	
Client Project #: 000105.01/TZ	Samplers: DH/KM/MM

Page: 3 of 4	
Date: 15 Jul 05	Ice Present? Y
No. of Coolers: 5	Cooler Temps: 0, 0, 2.5, 4, 1

Analytical Resources, Incorporated
Analytical Chemists and Consultants
4611 South 134th Place, Suite 100
Tukwila, WA 98168
206-695-6200 206-695-6201 (fax)

Sample ID	Date	Time	Matrix	No. Containers	Analysis Requested: Grain Size	TS/TOC	SVOC/PCB	Dioxin/Furan	Attributable Limit	Metals	X	X	Notes/Comments
ANRISEDC-01A	15Jul05	1230	SE	5	X	X	X		X	X			
ANRISEDC-01B		1245		5	X	X	X		X	X			
ANRISEDC-01C		1300		4	X	X	X			X			
ANRISEDC-03A	15Jul05	1300		6	X	X	X	X	X	X			
ANRISEDC-03B		1315		5	X	X	X		X	X			
ANRISEDC-03C		1330		4	X	X	X			X			
ANRISEDC-04A	15Jul05	0945		5	X	X	X		X	X			
ANRISEDC-04B		1000		5	X	X	X		X	X			
ANRISEDC-04C		1030		4	X	X	X			X			

000002

Comments/Special Instructions	Relinquished by: (Signature)	Received by: (Signature)	Relinquished by: (Signature)	Received by: (Signature)
	Printed Name: DANIEL P. HENNESSY	Printed Name: BOB CONGLETON	Printed Name:	Printed Name:
	Company: ANCHOR ENV LLC	Company: ARI	Company:	Company:
	Date & Time: 15Jul05 0820	Date & Time: 7/18/05 820	Date & Time:	Date & Time:

Limits of Liability: *ARI will perform all requested services in accordance with appropriate methodology following ARI Standard Operating Procedures and the ARI Quality Assurance Program. This program meets standards for the industry. The total liability of ARI, its officers, agents, employees, or successors, arising out of or in connection with the requested services, shall not exceed the Invoiced amount for said services. The acceptance by the client of a proposal for services by ARI release ARI from any liability in excess thereof, not withstanding any provision to the contrary in any contract, purchase order or co-signed agreement between ARI and the Client.*

Sample Retention Policy: All samples submitted to ARI will be appropriately discarded no sooner than 90 days after receipt or 60 days after submission of hardcopy data, whichever is longer, unless alternate retention schedules have been established by work-order or contract.

05-11903/11915

Chain of Custody Record & Laboratory Analysis Request

ARI Assigned Number:	Turn-around Requested: per SOW
ARI Client Company: ANCHOR ENV	Phone: 206/287-9130
Client Contact: DAN HENNESSY	
Client Project Name: KC Former Scott Mill	
Client Project #: 00010501/T2	Samplers: DH/KM/MM

Page: 4	of 4
Date: 16 JUL 05	Ice Present? Y
No. of Coolers: 5	Cooler Temps: 0.0, 2.5, 4.1

Analytical Resources, Incorporated
Analytical Chemists and Consultants
4611 South 134th Place, Suite 100
Tukwila, WA 98168
206-695-6200 206-695-6201 (fax)

Sample ID	Date	Time	Matrix	No. Containers	Analysis Requested: Grain Size	TS/TOC	TVS	SVOC PCIS	Dioxin/Furan	Alternate Lowest Limit	Metals		Notes/Comments
ANRLSED5-05	14JUL05	1437	SE	5	X	X	X	X			X		000003
ANRLSED-20-WD	14JUL05	1450	SE	3	X	X	X	-			-		
FILTER-WIPE-050714	14JUL05	1700	PAPER	2				X			X		
FILTER-BLANK-050714	14JUL05	1655	PAPER	2				X			X		

Comments/Special Instructions	Relinquished by: (Signature)	Received by: (Signature)	Relinquished by: (Signature)	Received by: (Signature)
	Printed Name: Daniel P. Hennessy	Printed Name: Bob Congleton	Printed Name:	Printed Name:
	Company: Anchor ENV LLC	Company: ARI	Company:	Company:
	Date & Time: 16JUL05 0820	Date & Time: 7/18/05 820	Date & Time:	Date & Time:

Limits of Liability: *ARI will perform all requested services in accordance with appropriate methodology following ARI Standard Operating Procedures and the ARI Quality Assurance Program. This program meets standards for the industry. The total liability of ARI, its officers, agents, employees, or successors, arising out of or in connection with the requested services, shall not exceed the Invoiced amount for said services. The acceptance by the client of a proposal for services by ARI release ARI from any liability in excess thereof, not withstanding any provision to the contrary in any contract, purchase order or co-signed agreement between ARI and the Client.*

Sample Retention Policy: All samples submitted to ARI will be appropriately discarded no sooner than 90 days after receipt or 60 days after submission of hardcopy data, whichever is longer, unless alternate retention schedules have been established by work-order or contract.

Cooler Receipt Form

ANALYTICAL RESOURCES INCORPORATED

ARI Client: ANCHOR Project Name: KC FORMER SCOTT MILL

COC NO.: ——— Delivered By: HAND

Tracking NO.: ——— Date: 7/18/05

ARI Job No.: IH28 & IH29 Lims NO.: 05-11881 TO 05-11915

Preliminary Examination Phase:

1. Were intact, properly signed and dated custody seals attached
   To the outside of the cooler? ..... YES (NO)
2. Were custody papers included with the cooler ..... (YES) NO
3. Were custody papers properly filled out (ink, signed etc.)? ..... (YES) NO
4. Complete custody forms and attach all shipping documents ..... (OK) NA

Cooler Accepted BY: BC Conglet Date: 7/18/05 Time: 0820

Log-IN Phase:

5. Was a temperature blank include in the cooler? ..... YES (NO)
6. Record Cooler Temperature ..... 0.0-2.5 °C
7. What kind of packing material was used? ..... ICE
8. Was sufficient ice used (if appropriate)? ..... (YES) NO
9. Were all bottles sealed in separate plastic bags? ..... YES (NO)
10. Did all bottles arrive in good condition (unbroken)? ..... (YES) NO
11. Were all bottle labels complete and legible? ..... (YES) NO
12. Did all bottle labels and tags agree with custody papers? ..... (YES) NO
13. Were all bottles used correct for the requested analyses? ..... (YES) NO
14. Do any of the analyses (bottles) require preservative?
    (If so, Preservation checklist must be attached) ..... YES (NO)
15. Were all VOA vials free of air bubbles? ..... ~~YES~~ NA ~~NO~~
16. Was sufficient amount of sample sent in each bottle? ..... (YES) NO
17. Notify Project Manager of any discrepancies or concerns ..... (OK) NA

Cooler Opened By: BC Conglet Date: 7/18/05 Time 0820

Explain any discrepancies or negative responses:

FORGOT TO SELECT ATTERBERG FOR SAMPLES:
AN-RI-SEDC-07B
AN-RI-SEDC-07A
FORGOT TO SELECT DIOXINS & FURANS FOR SAMPLES: } RECEIVED JARS
AN-RI-SEDC-06A

FILTER-WIPE-050714 } DID NOT RECEIVE
FILTER-BLANK-050714 } EXTRA JARS

Case Narrative

prepared
for

ANCHOR ENVIRONMENTAL

KC FORMER SCOTT MILL , 00010501/T2

ARI JOB NO. IH29

prepared
by

Analytical Resources, Inc.

Analytical Resources, Incorporated
Analytical Chemists and Consultants

Case Narrative

Client: Anchor Environmental, L.L.C.
Client Project: 00010501/T2, KC Former Scott Mill
ARI Job No.: IH29
Matrix: Sediment
Date: 10 August 2005

Semivolatiles Analysis

A small amount of di-n-butylphthalate was detected in the method blank associated with these samples. Di-n-butylphthalate was detected in one sample associated with this blank. Since phthalates are common lab contaminants, no corrective actions were taken.

For the wipe samples, the three sheets of filter paper were stacked and cut in half. One half was used for SVOA analysis, the other for PCB analysis. The final data do NOT account for this; i.e., the reported results are ½ the final sample amount.

PCBs Analysis

All sample extracts were sulfur and acid cleaned prior to analysis.

These analyses proceeded without incident of note.

For the wipe samples, the three sheets of filter paper were stacked and cut in half. One half was used for SVOA analysis, the other for PCB analysis. The final data do NOT account for this; i.e., the reported results are ½ the final sample amount.

Conventionals Analysis

These analyses proceeded without incident of note.

Total Metals Analysis

Small amounts of nickel and zinc were detected in the method blank associated with the wipe samples. Since no further sample remained, no corrective actions could be taken.

All sediment samples were initially analyzed on 7/29/05. The percent recovery for mercury was low following the initial analysis of the SRM associated with these samples. The affected samples were re-prepared and re-analyzed. The percent recovery for mercury was within acceptable QC limits for the re-analysis. The results for the re-analyses only have been submitted.

For the wipe samples, the three sheets of filter paper were stacked and cut in half. One half was used for metals analysis, the other for dioxin/furan analysis. The final data DO account for this; i.e., the reported results are the final sample amount.

4611 South 134th Place, Suite 100 • Tukwila WA 98168 • **206-695-6200** • **206-695-6201** fax

Analytical Resources, Incorporated
Analytical Chemists and Consultants

Client: Anchor Environmental	ARI Project No.: IH29
Client Project: 00010501/T2	

Case Narrative

1. Twelve samples were received on July 18, 2005, and were in good condition. Each sample was received in a 16 oz plastic jar.
2. The samples were tested for Atterberg limits according to ASTM D-4318 method A dry prep. The samples appeared to have noticeable amounts of silt and fine sand as well as clay. There were no perceived anomalies to the samples or testing.

Approved by: _____ Date: 8/3/05
Title: Supervising Technician

4611 South 134th Place, Suite 100 • Tukwila WA 98168 • **206-695-6200** • **206-695-6201** fax

Data Summary Package

prepared
for

ANCHOR ENVIRONMENTAL

KC FORMER SCOTT MILL , 00010501/T2

ARI JOB NO. IH29

prepared
by

Analytical Resources, Inc.

Analytical Resources, Incorporated
Analytical Chemists and Consultants

Case Narrative

Client: Anchor Environmental, L.L.C.
Client Project: 00010501/T2, KC Former Scott Mill
ARI Job No.: IH29
Matrix: Sediment
Date: 10 August 2005

Semivolatiles Analysis

A small amount of di-n-butylphthalate was detected in the method blank associated with these samples. Di-n-butylphthalate was detected in one sample associated with this blank. Since phthalates are common lab contaminants, no corrective actions were taken.

For the wipe samples, the three sheets of filter paper were stacked and cut in half. One half was used for SVOA analysis, the other for PCB analysis. The final data do NOT account for this; i.e., the reported results are ½ the final sample amount.

PCBs Analysis

All sample extracts were sulfur and acid cleaned prior to analysis.

These analyses proceeded without incident of note.

For the wipe samples, the three sheets of filter paper were stacked and cut in half. One half was used for SVOA analysis, the other for PCB analysis. The final data do NOT account for this; i.e., the reported results are ½ the final sample amount.

Conventionals Analysis

These analyses proceeded without incident of note.

Total Metals Analysis

Small amounts of nickel and zinc were detected in the method blank associated with the wipe samples. Since no further sample remained, no corrective actions could be taken.

All sediment samples were initially analyzed on 7/29/05. The percent recovery for mercury was low following the initial analysis of the SRM associated with these samples. The affected samples were re-prepared and re-analyzed. The percent recovery for mercury was within acceptable QC limits for the re-analysis. The results for the re-analyses only have been submitted.

For the wipe samples, the three sheets of filter paper were stacked and cut in half. One half was used for metals analysis, the other for dioxin/furan analysis. The final data DO account for this; i.e., the reported results are the final sample amount.

4611 South 134th Place, Suite 100 • Tukwila WA 98168 • **206-695-6200** • **206-695-6201** fax

Analytical Resources, Incorporated
Analytical Chemists and Consultants

Client: Anchor Environmental	ARI Project No.: IH29
Client Project: 00010501/T2	

Case Narrative

1. Twelve samples were received on July 18, 2005, and were in good condition. Each sample was received in a 16 oz plastic jar.
2. The samples were tested for Atterberg limits according to ASTM D-4318 method A dry prep. The samples appeared to have noticeable amounts of silt and fine sand as well as clay. There were no perceived anomalies to the samples or testing.

Approved by: _____ Date: 8/3/05
Title: Supervising Technician

4611 South 134th Place, Suite 100 • Tukwila WA 98168 • **206-695-6200** • **206-695-6201** fax

SEMIVOLATILES

ANALYTICAL RESOURCES INCORPORATED

ORGANICS ANALYSIS DATA SHEET
PSDDA Semivolatiles by SW8270D GC/MS **Sample ID: AN-RI-SEDC-01A**
Page 1 of 1 **SAMPLE**

Lab Sample ID: IH29A
LIMS ID: 05-11903
Matrix: Sediment
Data Release Authorized:
Reported: 08/02/05

QC Report No: IH29-Anchor Environmental
Project: KC Former Scott Mill
00010501/T2
Date Sampled: 07/15/05
Date Received: 07/18/05

Date Extracted: 07/27/05
Date Analyzed: 07/29/05 19:42
Instrument/Analyst: NT6/LJR
GPC Cleanup: No

Sample Amount: 25.6 g-dry-wt
Final Extract Volume: 0.5 mL
Dilution Factor: 1.00
Percent Moisture: 27.0%
pH: 7.2

CAS Number	Analyte	RL	Result
108-95-2	Phenol	20	< 20 U
100-51-6	Benzyl Alcohol	20	< 20 U
95-48-7	2-Methylphenol	20	< 20 U
106-44-5	**4-Methylphenol**	**20**	**110**
67-72-1	Hexachloroethane	20	< 20 U
105-67-9	2,4-Dimethylphenol	20	< 20 U
65-85-0	Benzoic Acid	200	< 200 U
120-82-1	1,2,4-Trichlorobenzene	20	< 20 U
91-20-3	Naphthalene	20	< 20 U
87-68-3	Hexachlorobutadiene	20	< 20 U
91-57-6	2-Methylnaphthalene	20	< 20 U
131-11-3	Dimethylphthalate	20	< 20 U
208-96-8	Acenaphthylene	20	< 20 U
83-32-9	Acenaphthene	20	< 20 U
132-64-9	Dibenzofuran	20	< 20 U
84-66-2	Diethylphthalate	20	< 20 U
86-73-7	Fluorene	20	< 20 U
86-30-6	N-Nitrosodiphenylamine	20	< 20 U
87-86-5	Pentachlorophenol	98	< 98 U
85-01-8	Phenanthrene	20	< 20 U
120-12-7	Anthracene	20	< 20 U
84-74-2	Di-n-Butylphthalate	20	< 20 U
206-44-0	**Fluoranthene**	**20**	**48**
129-00-0	**Pyrene**	**20**	**48**
85-68-7	Butylbenzylphthalate	20	< 20 U
56-55-3	**Benzo(a)anthracene**	**20**	**21**
117-81-7	**bis(2-Ethylhexyl)phthalate**	**20**	**44**
218-01-9	**Chrysene**	**20**	**35**
117-84-0	Di-n-Octyl phthalate	20	< 20 U
205-99-2	**Benzo(b)fluoranthene**	**20**	**20**
207-08-9	Benzo(k)fluoranthene	20	< 20 U
50-32-8	Benzo(a)pyrene	20	< 20 U
193-39-5	Indeno(1,2,3-cd)pyrene	20	< 20 U
53-70-3	Dibenz(a,h)anthracene	20	< 20 U
191-24-2	Benzo(g,h,i)perylene	20	< 20 U

Reported in µg/kg (ppb)

Semivolatile Surrogate Recovery

d5-Nitrobenzene	65.2%	2-Fluorobiphenyl	67.6%
d14-p-Terphenyl	68.8%	d4-1,2-Dichlorobenzene	52.0%
d5-Phenol	68.3%	2-Fluorophenol	59.5%
2,4,6-Tribromophenol	85.9%	d4-2-Chlorophenol	70.9%

ANALYTICAL RESOURCES INCORPORATED

ORGANICS ANALYSIS DATA SHEET
PSDDA Semivolatiles by SW8270D GC/MS
Page 1 of 1

Sample ID: AN-RI-SEDC-01B
SAMPLE

Lab Sample ID: IH29B
LIMS ID: 05-11904
Matrix: Sediment
Data Release Authorized:
Reported: 08/02/05

QC Report No: IH29-Anchor Environmental
Project: KC Former Scott Mill
00010501/T2
Date Sampled: 07/15/05
Date Received: 07/18/05

Date Extracted: 07/27/05
Date Analyzed: 07/29/05 20:15
Instrument/Analyst: NT6/LJR
GPC Cleanup: No

Sample Amount: 25.8 g-dry-wt
Final Extract Volume: 0.5 mL
Dilution Factor: 1.00
Percent Moisture: 22.0%
pH: 7.5

CAS Number	Analyte	RL	Result
108-95-2	Phenol	19	< 19 U
100-51-6	Benzyl Alcohol	19	< 19 U
95-48-7	2-Methylphenol	19	< 19 U
106-44-5	4-Methylphenol	19	< 19 U
67-72-1	Hexachloroethane	19	< 19 U
105-67-9	2,4-Dimethylphenol	19	< 19 U
65-85-0	Benzoic Acid	190	< 190 U
120-82-1	1,2,4-Trichlorobenzene	19	< 19 U
91-20-3	Naphthalene	19	< 19 U
87-68-3	Hexachlorobutadiene	19	< 19 U
91-57-6	2-Methylnaphthalene	19	< 19 U
131-11-3	Dimethylphthalate	19	< 19 U
208-96-8	Acenaphthylene	19	< 19 U
83-32-9	Acenaphthene	19	< 19 U
132-64-9	Dibenzofuran	19	< 19 U
84-66-2	Diethylphthalate	19	< 19 U
86-73-7	Fluorene	19	< 19 U
86-30-6	N-Nitrosodiphenylamine	19	< 19 U
87-86-5	Pentachlorophenol	97	< 97 U
85-01-8	Phenanthrene	19	< 19 U
120-12-7	Anthracene	19	< 19 U
84-74-2	Di-n-Butylphthalate	19	< 19 U
206-44-0	Fluoranthene	19	< 19 U
129-00-0	Pyrene	19	< 19 U
85-68-7	Butylbenzylphthalate	19	< 19 U
56-55-3	Benzo(a)anthracene	19	< 19 U
117-81-7	bis(2-Ethylhexyl)phthalate	19	< 19 U
218-01-9	Chrysene	19	< 19 U
117-84-0	Di-n-Octyl phthalate	19	< 19 U
205-99-2	Benzo(b)fluoranthene	19	< 19 U
207-08-9	Benzo(k)fluoranthene	19	< 19 U
50-32-8	Benzo(a)pyrene	19	< 19 U
193-39-5	Indeno(1,2,3-cd)pyrene	19	< 19 U
53-70-3	Dibenz(a,h)anthracene	19	< 19 U
191-24-2	Benzo(g,h,i)perylene	19	< 19 U

Reported in µg/kg (ppb)

Semivolatile Surrogate Recovery

d5-Nitrobenzene	63.6%	2-Fluorobiphenyl	64.4%
d14-p-Terphenyl	66.4%	d4-1,2-Dichlorobenzene	54.4%
d5-Phenol	64.0%	2-Fluorophenol	52.8%
2,4,6-Tribromophenol	75.7%	d4-2-Chlorophenol	67.2%

ANALYTICAL RESOURCES INCORPORATED

ORGANICS ANALYSIS DATA SHEET
PSDDA Semivolatiles by SW8270D GC/MS **Sample ID: AN-RI-SEDC-01C**
Page 1 of 1 **SAMPLE**

Lab Sample ID: IH29C
LIMS ID: 05-11905
Matrix: Sediment
Data Release Authorized:
Reported: 08/02/05

QC Report No: IH29-Anchor Environmental
Project: KC Former Scott Mill
00010501/T2
Date Sampled: 07/15/05
Date Received: 07/18/05

Date Extracted: 07/27/05
Date Analyzed: 07/29/05 20:48
Instrument/Analyst: NT6/LJR
GPC Cleanup: No

Sample Amount: 25.6 g-dry-wt
Final Extract Volume: 0.5 mL
Dilution Factor: 1.00
Percent Moisture: 20.1%
pH: 8.1

CAS Number	Analyte	RL	Result
108-95-2	Phenol	20	< 20 U
100-51-6	Benzyl Alcohol	20	< 20 U
95-48-7	2-Methylphenol	20	< 20 U
106-44-5	4-Methylphenol	20	< 20 U
67-72-1	Hexachloroethane	20	< 20 U
105-67-9	2,4-Dimethylphenol	20	< 20 U
65-85-0	Benzoic Acid	200	< 200 U
120-82-1	1,2,4-Trichlorobenzene	20	< 20 U
91-20-3	Naphthalene	20	< 20 U
87-68-3	Hexachlorobutadiene	20	< 20 U
91-57-6	2-Methylnaphthalene	20	< 20 U
131-11-3	Dimethylphthalate	20	< 20 U
208-96-8	Acenaphthylene	20	< 20 U
83-32-9	Acenaphthene	20	< 20 U
132-64-9	Dibenzofuran	20	< 20 U
84-66-2	Diethylphthalate	20	< 20 U
86-73-7	Fluorene	20	< 20 U
86-30-6	N-Nitrosodiphenylamine	20	< 20 U
87-86-5	Pentachlorophenol	98	< 98 U
85-01-8	Phenanthrene	20	< 20 U
120-12-7	Anthracene	20	< 20 U
84-74-2	Di-n-Butylphthalate	20	< 20 U
206-44-0	Fluoranthene	20	< 20 U
129-00-0	Pyrene	20	< 20 U
85-68-7	Butylbenzylphthalate	20	< 20 U
56-55-3	Benzo(a)anthracene	20	< 20 U
117-81-7	bis(2-Ethylhexyl)phthalate	20	< 20 U
218-01-9	Chrysene	20	< 20 U
117-84-0	Di-n-Octyl phthalate	20	< 20 U
205-99-2	Benzo(b)fluoranthene	20	< 20 U
207-08-9	Benzo(k)fluoranthene	20	< 20 U
50-32-8	Benzo(a)pyrene	20	< 20 U
193-39-5	Indeno(1,2,3-cd)pyrene	20	< 20 U
53-70-3	Dibenz(a,h)anthracene	20	< 20 U
191-24-2	Benzo(g,h,i)perylene	20	< 20 U

Reported in µg/kg (ppb)

Semivolatile Surrogate Recovery

d5-Nitrobenzene	58.8%	2-Fluorobiphenyl	58.4%
d14-p-Terphenyl	65.2%	d4-1,2-Dichlorobenzene	44.4%
d5-Phenol	57.3%	2-Fluorophenol	47.5%
2,4,6-Tribromophenol	50.7%	d4-2-Chlorophenol	56.0%

ANALYTICAL RESOURCES INCORPORATED

ORGANICS ANALYSIS DATA SHEET
PSDDA Semivolatiles by SW8270D GC/MS
Page 1 of 1

Sample ID: AN-RI-SEDC-03A
SAMPLE

Lab Sample ID: IH29D
LIMS ID: 05-11906
Matrix: Sediment
Data Release Authorized:
Reported: 08/02/05

QC Report No: IH29-Anchor Environmental
Project: KC Former Scott Mill
00010501/T2
Date Sampled: 07/15/05
Date Received: 07/18/05

Date Extracted: 07/27/05
Date Analyzed: 07/29/05 21:21
Instrument/Analyst: NT6/LJR
GPC Cleanup: No

Sample Amount: 25.1 g-dry-wt
Final Extract Volume: 0.5 mL
Dilution Factor: 3.00
Percent Moisture: 35.7%
pH: 7.4

CAS Number	Analyte	RL	Result
108-95-2	Phenol	60	< 60 U
100-51-6	Benzyl Alcohol	60	< 60 U
95-48-7	2-Methylphenol	60	< 60 U
106-44-5	4-Methylphenol	60	< 60 U
67-72-1	Hexachloroethane	60	< 60 U
105-67-9	2,4-Dimethylphenol	60	< 60 U
65-85-0	Benzoic Acid	600	< 600 U
120-82-1	1,2,4-Trichlorobenzene	60	< 60 U
91-20-3	Naphthalene	60	< 60 U
87-68-3	Hexachlorobutadiene	60	< 60 U
91-57-6	2-Methylnaphthalene	60	< 60 U
131-11-3	Dimethylphthalate	60	< 60 U
208-96-8	Acenaphthylene	60	< 60 U
83-32-9	Acenaphthene	60	< 60 U
132-64-9	Dibenzofuran	60	< 60 U
84-66-2	Diethylphthalate	60	< 60 U
86-73-7	Fluorene	60	< 60 U
86-30-6	N-Nitrosodiphenylamine	60	< 60 U
87-86-5	Pentachlorophenol	300	< 300 U
85-01-8	**Phenanthrene**	**60**	**130**
120-12-7	Anthracene	60	< 60 U
84-74-2	Di-n-Butylphthalate	60	< 60 U
206-44-0	**Fluoranthene**	**60**	**140**
129-00-0	**Pyrene**	**60**	**130**
85-68-7	**Butylbenzylphthalate**	**60**	**94 M**
56-55-3	Benzo(a)anthracene	60	< 60 U
117-81-7	**bis(2-Ethylhexyl)phthalate**	**60**	**140**
218-01-9	Chrysene	60	< 60 U
117-84-0	Di-n-Octyl phthalate	60	< 60 U
205-99-2	Benzo(b)fluoranthene	60	< 60 U
207-08-9	Benzo(k)fluoranthene	60	< 60 U
50-32-8	Benzo(a)pyrene	60	< 60 U
193-39-5	Indeno(1,2,3-cd)pyrene	60	< 60 U
53-70-3	Dibenz(a,h)anthracene	60	< 60 U
191-24-2	Benzo(g,h,i)perylene	60	< 60 U

Reported in µg/kg (ppb)

Semivolatile Surrogate Recovery

d5-Nitrobenzene	76.6%	2-Fluorobiphenyl	76.8%
d14-p-Terphenyl	71.8%	d4-1,2-Dichlorobenzene	69.7%
d5-Phenol	74.6%	2-Fluorophenol	63.9%
2,4,6-Tribromophenol	80.8%	d4-2-Chlorophenol	79.8%

ANALYTICAL RESOURCES INCORPORATED

ORGANICS ANALYSIS DATA SHEET
PSDDA Semivolatiles by SW8270D GC/MS **Sample ID: AN-RI-SEDC-03B**
Page 1 of 1 **SAMPLE**

Lab Sample ID: IH29E
LIMS ID: 05-11907
Matrix: Sediment
Data Release Authorized:
Reported: 08/02/05

QC Report No: IH29-Anchor Environmental
Project: KC Former Scott Mill
00010501/T2
Date Sampled: 07/15/05
Date Received: 07/18/05

Date Extracted: 07/27/05
Date Analyzed: 07/29/05 21:54
Instrument/Analyst: NT6/LJR
GPC Cleanup: No

Sample Amount: 25.4 g-dry-wt
Final Extract Volume: 0.5 mL
Dilution Factor: 1.00
Percent Moisture: 23.1%
pH: 8.3

CAS Number	Analyte	RL	Result
108-95-2	Phenol	20	< 20 U
100-51-6	Benzyl Alcohol	20	< 20 U
95-48-7	2-Methylphenol	20	< 20 U
106-44-5	4-Methylphenol	20	< 20 U
67-72-1	Hexachloroethane	20	< 20 U
105-67-9	2,4-Dimethylphenol	20	< 20 U
65-85-0	Benzoic Acid	200	< 200 U
120-82-1	1,2,4-Trichlorobenzene	20	< 20 U
91-20-3	Naphthalene	20	< 20 U
87-68-3	Hexachlorobutadiene	20	< 20 U
91-57-6	2-Methylnaphthalene	20	< 20 U
131-11-3	Dimethylphthalate	20	< 20 U
208-96-8	Acenaphthylene	20	< 20 U
83-32-9	Acenaphthene	20	< 20 U
132-64-9	Dibenzofuran	20	< 20 U
84-66-2	Diethylphthalate	20	< 20 U
86-73-7	Fluorene	20	< 20 U
86-30-6	N-Nitrosodiphenylamine	20	< 20 U
87-86-5	Pentachlorophenol	98	< 98 U
85-01-8	Phenanthrene	20	< 20 U
120-12-7	Anthracene	20	< 20 U
84-74-2	Di-n-Butylphthalate	20	< 20 U
206-44-0	Fluoranthene	20	< 20 U
129-00-0	Pyrene	20	< 20 U
85-68-7	Butylbenzylphthalate	20	< 20 U
56-55-3	Benzo(a)anthracene	20	< 20 U
117-81-7	bis(2-Ethylhexyl)phthalate	20	< 20 U
218-01-9	Chrysene	20	< 20 U
117-84-0	Di-n-Octyl phthalate	20	< 20 U
205-99-2	Benzo(b)fluoranthene	20	< 20 U
207-08-9	Benzo(k)fluoranthene	20	< 20 U
50-32-8	Benzo(a)pyrene	20	< 20 U
193-39-5	Indeno(1,2,3-cd)pyrene	20	< 20 U
53-70-3	Dibenz(a,h)anthracene	20	< 20 U
191-24-2	Benzo(g,h,i)perylene	20	< 20 U

Reported in µg/kg (ppb)

Semivolatile Surrogate Recovery

d5-Nitrobenzene	63.2%	2-Fluorobiphenyl	64.8%
d14-p-Terphenyl	61.6%	d4-1,2-Dichlorobenzene	56.4%
d5-Phenol	62.1%	2-Fluorophenol	60.5%
2,4,6-Tribromophenol	73.9%	d4-2-Chlorophenol	66.7%

ANALYTICAL RESOURCES INCORPORATED

ORGANICS ANALYSIS DATA SHEET
PSDDA Semivolatiles by SW8270D GC/MS **Sample ID: AN-RI-SEDC-03C**
Page 1 of 1 **SAMPLE**

Lab Sample ID: IH29F
LIMS ID: 05-11908
Matrix: Sediment
Data Release Authorized:
Reported: 08/02/05

QC Report No: IH29-Anchor Environmental
Project: KC Former Scott Mill
00010501/T2
Date Sampled: 07/15/05
Date Received: 07/18/05

Date Extracted: 07/27/05
Date Analyzed: 07/29/05 22:27
Instrument/Analyst: NT6/LJR
GPC Cleanup: No

Sample Amount: 25.5 g-dry-wt
Final Extract Volume: 0.5 mL
Dilution Factor: 1.00
Percent Moisture: 20.5%
pH: 8.2

CAS Number	Analyte	RL	Result
108-95-2	Phenol	20	< 20 U
100-51-6	Benzyl Alcohol	20	< 20 U
95-48-7	2-Methylphenol	20	< 20 U
106-44-5	4-Methylphenol	20	< 20 U
67-72-1	Hexachloroethane	20	< 20 U
105-67-9	2,4-Dimethylphenol	20	< 20 U
65-85-0	Benzoic Acid	200	< 200 U
120-82-1	1,2,4-Trichlorobenzene	20	< 20 U
91-20-3	Naphthalene	20	< 20 U
87-68-3	Hexachlorobutadiene	20	< 20 U
91-57-6	2-Methylnaphthalene	20	< 20 U
131-11-3	Dimethylphthalate	20	< 20 U
208-96-8	Acenaphthylene	20	< 20 U
83-32-9	Acenaphthene	20	< 20 U
132-64-9	Dibenzofuran	20	< 20 U
84-66-2	Diethylphthalate	20	< 20 U
86-73-7	Fluorene	20	< 20 U
86-30-6	N-Nitrosodiphenylamine	20	< 20 U
87-86-5	Pentachlorophenol	98	< 98 U
85-01-8	Phenanthrene	20	< 20 U
120-12-7	Anthracene	20	< 20 U
84-74-2	Di-n-Butylphthalate	20	< 20 U
206-44-0	Fluoranthene	20	< 20 U
129-00-0	Pyrene	20	< 20 U
85-68-7	Butylbenzylphthalate	20	< 20 U
56-55-3	Benzo(a)anthracene	20	< 20 U
117-81-7	bis(2-Ethylhexyl)phthalate	20	< 20 U
218-01-9	Chrysene	20	< 20 U
117-84-0	Di-n-Octyl phthalate	20	< 20 U
205-99-2	Benzo(b)fluoranthene	20	< 20 U
207-08-9	Benzo(k)fluoranthene	20	< 20 U
50-32-8	Benzo(a)pyrene	20	< 20 U
193-39-5	Indeno(1,2,3-cd)pyrene	20	< 20 U
53-70-3	Dibenz(a,h)anthracene	20	< 20 U
191-24-2	Benzo(g,h,i)perylene	20	< 20 U

Reported in µg/kg (ppb)

Semivolatile Surrogate Recovery

d5-Nitrobenzene	62.4%	2-Fluorobiphenyl	64.0%
d14-p-Terphenyl	60.8%	d4-1,2-Dichlorobenzene	58.4%
d5-Phenol	62.4%	2-Fluorophenol	45.9%
2,4,6-Tribromophenol	78.7%	d4-2-Chlorophenol	65.3%

ANALYTICAL RESOURCES INCORPORATED

ORGANICS ANALYSIS DATA SHEET
PSDDA Semivolatiles by SW8270D GC/MS **Sample ID: AN-RI-SEDC-04A**
Page 1 of 1 **SAMPLE**

Lab Sample ID: IH29G
LIMS ID: 05-11909
Matrix: Sediment
Data Release Authorized:
Reported: 08/02/05

QC Report No: IH29-Anchor Environmental
Project: KC Former Scott Mill
00010501/T2
Date Sampled: 07/15/05
Date Received: 07/18/05

Date Extracted: 07/27/05
Date Analyzed: 08/01/05 16:45
Instrument/Analyst: NT6/LJR
GPC Cleanup: No

Sample Amount: 25.3 g-dry-wt
Final Extract Volume: 0.5 mL
Dilution Factor: 1.00
Percent Moisture: 36.9%
pH: 7.9

CAS Number	Analyte	RL	Result
108-95-2	Phenol	20	< 20 U
100-51-6	Benzyl Alcohol	20	< 20 U
95-48-7	2-Methylphenol	20	< 20 U
106-44-5	**4-Methylphenol**	**20**	**73**
67-72-1	Hexachloroethane	20	< 20 U
105-67-9	2,4-Dimethylphenol	20	< 20 U
65-85-0	Benzoic Acid	200	< 200 U
120-82-1	1,2,4-Trichlorobenzene	20	< 20 U
91-20-3	**Naphthalene**	**20**	**77**
87-68-3	Hexachlorobutadiene	20	< 20 U
91-57-6	2-Methylnaphthalene	20	< 20 U
131-11-3	Dimethylphthalate	20	< 20 U
208-96-8	Acenaphthylene	20	< 20 U
83-32-9	Acenaphthene	20	< 20 U
132-64-9	Dibenzofuran	20	< 20 U
84-66-2	Diethylphthalate	20	< 20 U
86-73-7	Fluorene	20	< 20 U
86-30-6	N-Nitrosodiphenylamine	20	< 20 U
87-86-5	Pentachlorophenol	99	< 99 U
85-01-8	**Phenanthrene**	**20**	**37**
120-12-7	Anthracene	20	< 20 U
84-74-2	Di-n-Butylphthalate	20	< 20 U
206-44-0	**Fluoranthene**	**20**	**46**
129-00-0	**Pyrene**	**20**	**40**
85-68-7	Butylbenzylphthalate	20	< 20 U
56-55-3	Benzo(a)anthracene	20	< 20 U
117-81-7	bis(2-Ethylhexyl)phthalate	20	< 20 U
218-01-9	Chrysene	20	< 20 U
117-84-0	Di-n-Octyl phthalate	20	< 20 U
205-99-2	Benzo(b)fluoranthene	20	< 20 U
207-08-9	Benzo(k)fluoranthene	20	< 20 U
50-32-8	Benzo(a)pyrene	20	< 20 U
193-39-5	Indeno(1,2,3-cd)pyrene	20	< 20 U
53-70-3	Dibenz(a,h)anthracene	20	< 20 U
191-24-2	Benzo(g,h,i)perylene	20	< 20 U

Reported in µg/kg (ppb)

Semivolatile Surrogate Recovery

d5-Nitrobenzene	66.4%	2-Fluorobiphenyl	65.6%
d14-p-Terphenyl	59.6%	d4-1,2-Dichlorobenzene	55.2%
d5-Phenol	67.2%	2-Fluorophenol	62.4%
2,4,6-Tribromophenol	71.5%	d4-2-Chlorophenol	68.3%

ANALYTICAL RESOURCES INCORPORATED

ORGANICS ANALYSIS DATA SHEET
PSDDA Semivolatiles by SW8270D GC/MS **Sample ID: AN-RI-SEDC-04B**
Page 1 of 1 **SAMPLE**

Lab Sample ID: IH29H
LIMS ID: 05-11910
Matrix: Sediment
Data Release Authorized:
Reported: 08/02/05

QC Report No: IH29-Anchor Environmental
Project: KC Former Scott Mill
00010501/T2
Date Sampled: 07/15/05
Date Received: 07/18/05

Date Extracted: 07/27/05
Date Analyzed: 08/01/05 17:18
Instrument/Analyst: NT6/LJR
GPC Cleanup: No

Sample Amount: 25.3 g-dry-wt
Final Extract Volume: 0.5 mL
Dilution Factor: 1.00
Percent Moisture: 35.1%
pH: 7.6

CAS Number	Analyte	RL	Result
108-95-2	Phenol	20	< 20 U
100-51-6	Benzyl Alcohol	20	< 20 U
95-48-7	2-Methylphenol	20	< 20 U
106-44-5	4-Methylphenol	20	< 20 U
67-72-1	Hexachloroethane	20	< 20 U
105-67-9	2,4-Dimethylphenol	20	< 20 U
65-85-0	Benzoic Acid	200	< 200 U
120-82-1	1,2,4-Trichlorobenzene	20	< 20 U
91-20-3	Naphthalene	20	< 20 U
87-68-3	Hexachlorobutadiene	20	< 20 U
91-57-6	2-Methylnaphthalene	20	< 20 U
131-11-3	Dimethylphthalate	20	< 20 U
208-96-8	Acenaphthylene	20	< 20 U
83-32-9	Acenaphthene	20	< 20 U
132-64-9	Dibenzofuran	20	< 20 U
84-66-2	Diethylphthalate	20	< 20 U
86-73-7	Fluorene	20	< 20 U
86-30-6	N-Nitrosodiphenylamine	20	< 20 U
87-86-5	Pentachlorophenol	99	< 99 U
85-01-8	Phenanthrene	20	< 20 U
120-12-7	Anthracene	20	< 20 U
84-74-2	Di-n-Butylphthalate	20	< 20 U
206-44-0	Fluoranthene	20	< 20 U
129-00-0	Pyrene	20	< 20 U
85-68-7	Butylbenzylphthalate	20	< 20 U
56-55-3	Benzo(a)anthracene	20	< 20 U
117-81-7	bis(2-Ethylhexyl)phthalate	20	< 20 U
218-01-9	Chrysene	20	< 20 U
117-84-0	Di-n-Octyl phthalate	20	< 20 U
205-99-2	Benzo(b)fluoranthene	20	< 20 U
207-08-9	Benzo(k)fluoranthene	20	< 20 U
50-32-8	Benzo(a)pyrene	20	< 20 U
193-39-5	Indeno(1,2,3-cd)pyrene	20	< 20 U
53-70-3	Dibenz(a,h)anthracene	20	< 20 U
191-24-2	Benzo(g,h,i)perylene	20	< 20 U

Reported in µg/kg (ppb)

Semivolatile Surrogate Recovery

d5-Nitrobenzene	62.0%	2-Fluorobiphenyl	62.4%
d14-p-Terphenyl	55.2%	d4-1,2-Dichlorobenzene	58.4%
d5-Phenol	59.5%	2-Fluorophenol	50.1%
2,4,6-Tribromophenol	71.7%	d4-2-Chlorophenol	62.1%

ANALYTICAL RESOURCES INCORPORATED

ORGANICS ANALYSIS DATA SHEET
PSDDA Semivolatiles by SW8270D GC/MS **Sample ID: AN-RI-SEDC-04C**
Page 1 of 1 **SAMPLE**

Lab Sample ID: IH29I
LIMS ID: 05-11911
Matrix: Sediment
Data Release Authorized:
Reported: 08/02/05

QC Report No: IH29-Anchor Environmental
Project: KC Former Scott Mill
00010501/T2
Date Sampled: 07/15/05
Date Received: 07/18/05

Date Extracted: 07/27/05
Date Analyzed: 08/01/05 18:57
Instrument/Analyst: NT6/LJR
GPC Cleanup: No

Sample Amount: 25.4 g-dry-wt
Final Extract Volume: 0.5 mL
Dilution Factor: 1.00
Percent Moisture: 39.5%
pH: 8.1

CAS Number	Analyte	RL	Result
108-95-2	Phenol	20	< 20 U
100-51-6	Benzyl Alcohol	20	< 20 U
95-48-7	2-Methylphenol	20	< 20 U
106-44-5	4-Methylphenol	20	< 20 U
67-72-1	Hexachloroethane	20	< 20 U
105-67-9	2,4-Dimethylphenol	20	< 20 U
65-85-0	Benzoic Acid	200	< 200 U
120-82-1	1,2,4-Trichlorobenzene	20	< 20 U
91-20-3	Naphthalene	20	< 20 U
87-68-3	Hexachlorobutadiene	20	< 20 U
91-57-6	2-Methylnaphthalene	20	< 20 U
131-11-3	Dimethylphthalate	20	< 20 U
208-96-8	Acenaphthylene	20	< 20 U
83-32-9	Acenaphthene	20	< 20 U
132-64-9	Dibenzofuran	20	< 20 U
84-66-2	Diethylphthalate	20	< 20 U
86-73-7	Fluorene	20	< 20 U
86-30-6	N-Nitrosodiphenylamine	20	< 20 U
87-86-5	Pentachlorophenol	98	< 98 U
85-01-8	Phenanthrene	20	< 20 U
120-12-7	Anthracene	20	< 20 U
84-74-2	Di-n-Butylphthalate	20	< 20 U
206-44-0	Fluoranthene	20	< 20 U
129-00-0	Pyrene	20	< 20 U
85-68-7	Butylbenzylphthalate	20	< 20 U
56-55-3	Benzo(a)anthracene	20	< 20 U
117-81-7	bis(2-Ethylhexyl)phthalate	20	< 20 U
218-01-9	Chrysene	20	< 20 U
117-84-0	Di-n-Octyl phthalate	20	< 20 U
205-99-2	Benzo(b)fluoranthene	20	< 20 U
207-08-9	Benzo(k)fluoranthene	20	< 20 U
50-32-8	Benzo(a)pyrene	20	< 20 U
193-39-5	Indeno(1,2,3-cd)pyrene	20	< 20 U
53-70-3	Dibenz(a,h)anthracene	20	< 20 U
191-24-2	Benzo(g,h,i)perylene	20	< 20 U

Reported in µg/kg (ppb)

Semivolatile Surrogate Recovery

d5-Nitrobenzene	50.0%	2-Fluorobiphenyl	52.0%
d14-p-Terphenyl	45.2%	d4-1,2-Dichlorobenzene	35.0%
d5-Phenol	51.5%	2-Fluorophenol	46.9%
2,4,6-Tribromophenol	60.5%	d4-2-Chlorophenol	53.3%

ANALYTICAL RESOURCES INCORPORATED

ORGANICS ANALYSIS DATA SHEET
PSDDA Semivolatiles by SW8270D GC/MS **Sample ID: AN-RI-SEDS-05-SS**
Page 1 of 1 **SAMPLE**

Lab Sample ID: IH29J
LIMS ID: 05-11912
Matrix: Sediment
Data Release Authorized:
Reported: 08/02/05

QC Report No: IH29-Anchor Environmental
Project: KC Former Scott Mill
00010501/T2
Date Sampled: 07/14/05
Date Received: 07/18/05

Date Extracted: 07/27/05
Date Analyzed: 08/01/05 19:30
Instrument/Analyst: NT6/LJR
GPC Cleanup: No

Sample Amount: 25.2 g-dry-wt
Final Extract Volume: 0.5 mL
Dilution Factor: 1.00
Percent Moisture: 30.2%
pH: 6.7

CAS Number	Analyte	RL	Result
108-95-2	Phenol	20	< 20 U
100-51-6	Benzyl Alcohol	20	< 20 U
95-48-7	2-Methylphenol	20	< 20 U
106-44-5	**4-Methylphenol**	**20**	**43**
67-72-1	Hexachloroethane	20	< 20 U
105-67-9	2,4-Dimethylphenol	20	< 20 U
65-85-0	Benzoic Acid	200	< 200 U
120-82-1	1,2,4-Trichlorobenzene	20	< 20 U
91-20-3	Naphthalene	20	< 20 U
87-68-3	Hexachlorobutadiene	20	< 20 U
91-57-6	2-Methylnaphthalene	20	< 20 U
131-11-3	Dimethylphthalate	20	< 20 U
208-96-8	Acenaphthylene	20	< 20 U
83-32-9	Acenaphthene	20	< 20 U
132-64-9	Dibenzofuran	20	< 20 U
84-66-2	Diethylphthalate	20	< 20 U
86-73-7	Fluorene	20	< 20 U
86-30-6	N-Nitrosodiphenylamine	20	< 20 U
87-86-5	Pentachlorophenol	99	< 99 U
85-01-8	**Phenanthrene**	**20**	**40**
120-12-7	Anthracene	20	< 20 U
84-74-2	Di-n-Butylphthalate	20	< 20 U
206-44-0	**Fluoranthene**	**20**	**48**
129-00-0	**Pyrene**	**20**	**35**
85-68-7	Butylbenzylphthalate	20	< 20 U
56-55-3	Benzo(a)anthracene	20	< 20 U
117-81-7	bis(2-Ethylhexyl)phthalate	20	< 20 U
218-01-9	Chrysene	20	< 20 U
117-84-0	Di-n-Octyl phthalate	20	< 20 U
205-99-2	Benzo(b)fluoranthene	20	< 20 U
207-08-9	Benzo(k)fluoranthene	20	< 20 U
50-32-8	Benzo(a)pyrene	20	< 20 U
193-39-5	Indeno(1,2,3-cd)pyrene	20	< 20 U
53-70-3	Dibenz(a,h)anthracene	20	< 20 U
191-24-2	Benzo(g,h,i)perylene	20	< 20 U

Reported in µg/kg (ppb)

Semivolatile Surrogate Recovery

d5-Nitrobenzene	64.4%	2-Fluorobiphenyl	65.2%
d14-p-Terphenyl	58.0%	d4-1,2-Dichlorobenzene	50.4%
d5-Phenol	67.7%	2-Fluorophenol	63.7%
2,4,6-Tribromophenol	75.7%	d4-2-Chlorophenol	68.0%

ANALYTICAL RESOURCES INCORPORATED

ORGANICS ANALYSIS DATA SHEET
Semivolatiles by SW8270D GC/MS
Page 1 of 1

Sample ID: Filter-Wipe-050714
SAMPLE

Lab Sample ID: IH29L
LIMS ID: 05-11914
Matrix: Wipe
Data Release Authorized:
Reported: 08/02/05

QC Report No: IH29-Anchor Environmental
Project: KC Former Scott Mill
00010501/T2
Date Sampled: 07/14/05
Date Received: 07/18/05

Date Extracted: 07/27/05
Date Analyzed: 07/30/05 02:16
Instrument/Analyst: NT6/LJR
GPC Cleanup: No

Sample Amount: 1.00 Wipe
Final Extract Volume: 0.5 mL
Dilution Factor: 1.00

CAS Number	Analyte	RL	Result
108-95-2	Phenol	0.5	< 0.5 U
100-51-6	Benzyl Alcohol	2.5	< 2.5 U
95-48-7	2-Methylphenol	0.5	< 0.5 U
106-44-5	4-Methylphenol	0.5	< 0.5 U
67-72-1	Hexachloroethane	0.5	< 0.5 U
105-67-9	2,4-Dimethylphenol	0.5	< 0.5 U
65-85-0	Benzoic Acid	5.0	< 5.0 U
120-82-1	1,2,4-Trichlorobenzene	0.5	< 0.5 U
91-20-3	Naphthalene	0.5	< 0.5 U
87-68-3	Hexachlorobutadiene	0.5	< 0.5 U
91-57-6	2-Methylnaphthalene	0.5	< 0.5 U
131-11-3	Dimethylphthalate	0.5	< 0.5 U
208-96-8	Acenaphthylene	0.5	< 0.5 U
83-32-9	Acenaphthene	0.5	< 0.5 U
132-64-9	Dibenzofuran	0.5	< 0.5 U
84-66-2	Diethylphthalate	0.5	< 0.5 U
86-73-7	Fluorene	0.5	< 0.5 U
86-30-6	N-Nitrosodiphenylamine	0.5	< 0.5 U
87-86-5	Pentachlorophenol	2.5	< 2.5 U
85-01-8	Phenanthrene	0.5	< 0.5 U
120-12-7	Anthracene	0.5	< 0.5 U
84-74-2	**Di-n-Butylphthalate**	**0.5**	**0.5 B**
206-44-0	Fluoranthene	0.5	< 0.5 U
129-00-0	Pyrene	0.5	< 0.5 U
85-68-7	Butylbenzylphthalate	0.5	< 0.5 U
56-55-3	Benzo(a)anthracene	0.5	< 0.5 U
117-81-7	**bis(2-Ethylhexyl)phthalate**	**0.5**	**0.9**
218-01-9	Chrysene	0.5	< 0.5 U
117-84-0	Di-n-Octyl phthalate	0.5	< 0.5 U
205-99-2	Benzo(b)fluoranthene	0.5	< 0.5 U
207-08-9	Benzo(k)fluoranthene	0.5	< 0.5 U
50-32-8	Benzo(a)pyrene	0.5	< 0.5 U
193-39-5	Indeno(1,2,3-cd)pyrene	0.5	< 0.5 U
53-70-3	Dibenz(a,h)anthracene	0.5	< 0.5 U
191-24-2	Benzo(g,h,i)perylene	0.5	< 0.5 U

Reported in Total µg

Semivolatile Surrogate Recovery

d5-Nitrobenzene	66.0%	2-Fluorobiphenyl	65.6%
d14-p-Terphenyl	62.4%	d4-1,2-Dichlorobenzene	58.8%
d5-Phenol	68.8%	2-Fluorophenol	64.5%
2,4,6-Tribromophenol	80.8%	d4-2-Chlorophenol	70.1%

ANALYTICAL RESOURCES INCORPORATED

ORGANICS ANALYSIS DATA SHEET
Semivolatiles by SW8270D GC/MS
Page 1 of 1

Sample ID: Filter-Blank-050714
SAMPLE

Lab Sample ID: IH29M
LIMS ID: 05-11915
Matrix: Wipe
Data Release Authorized:
Reported: 08/02/05

QC Report No: IH29-Anchor Environmental
Project: KC Former Scott Mill
00010501/T2
Date Sampled: 07/14/05
Date Received: 07/18/05

Date Extracted: 07/27/05
Date Analyzed: 07/30/05 02:49
Instrument/Analyst: NT6/LJR
GPC Cleanup: No

Sample Amount: 1.00 Wipe
Final Extract Volume: 0.5 mL
Dilution Factor: 1.00

CAS Number	Analyte	RL	Result
108-95-2	Phenol	0.5	< 0.5 U
100-51-6	Benzyl Alcohol	2.5	< 2.5 U
95-48-7	2-Methylphenol	0.5	< 0.5 U
106-44-5	4-Methylphenol	0.5	< 0.5 U
67-72-1	Hexachloroethane	0.5	< 0.5 U
105-67-9	2,4-Dimethylphenol	0.5	< 0.5 U
65-85-0	Benzoic Acid	5.0	< 5.0 U
120-82-1	1,2,4-Trichlorobenzene	0.5	< 0.5 U
91-20-3	Naphthalene	0.5	< 0.5 U
87-68-3	Hexachlorobutadiene	0.5	< 0.5 U
91-57-6	2-Methylnaphthalene	0.5	< 0.5 U
131-11-3	Dimethylphthalate	0.5	< 0.5 U
208-96-8	Acenaphthylene	0.5	< 0.5 U
83-32-9	Acenaphthene	0.5	< 0.5 U
132-64-9	Dibenzofuran	0.5	< 0.5 U
84-66-2	Diethylphthalate	0.5	< 0.5 U
86-73-7	Fluorene	0.5	< 0.5 U
86-30-6	N-Nitrosodiphenylamine	0.5	< 0.5 U
87-86-5	Pentachlorophenol	2.5	< 2.5 U
85-01-8	Phenanthrene	0.5	< 0.5 U
120-12-7	Anthracene	0.5	< 0.5 U
84-74-2	Di-n-Butylphthalate	0.5	< 0.5 U
206-44-0	Fluoranthene	0.5	< 0.5 U
129-00-0	Pyrene	0.5	< 0.5 U
85-68-7	Butylbenzylphthalate	0.5	< 0.5 U
56-55-3	Benzo(a)anthracene	0.5	< 0.5 U
117-81-7	bis(2-Ethylhexyl)phthalate	0.5	< 0.5 U
218-01-9	Chrysene	0.5	< 0.5 U
117-84-0	Di-n-Octyl phthalate	0.5	< 0.5 U
205-99-2	Benzo(b)fluoranthene	0.5	< 0.5 U
207-08-9	Benzo(k)fluoranthene	0.5	< 0.5 U
50-32-8	Benzo(a)pyrene	0.5	< 0.5 U
193-39-5	Indeno(1,2,3-cd)pyrene	0.5	< 0.5 U
53-70-3	Dibenz(a,h)anthracene	0.5	< 0.5 U
191-24-2	Benzo(g,h,i)perylene	0.5	< 0.5 U

Reported in Total µg

Semivolatile Surrogate Recovery

d5-Nitrobenzene	50.8%	2-Fluorobiphenyl	50.0%
d14-p-Terphenyl	49.6%	d4-1,2-Dichlorobenzene	50.0%
d5-Phenol	53.9%	2-Fluorophenol	46.1%
2,4,6-Tribromophenol	55.5%	d4-2-Chlorophenol	54.1%

ANALYTICAL RESOURCES INCORPORATED

ORGANICS ANALYSIS DATA SHEET
PSDDA Semivolatiles by SW8270D GC/MS **Sample ID: SQ-1 072705**
Page 1 of 1 **STANDARD REFERENCE**

Lab Sample ID: SRM-072705 QC Report No: IH29-Anchor Environmental
LIMS ID: 05-11910 Project: KC Former Scott Mill
Matrix: Sediment 00010501/T2
Data Release Authorized: Date Sampled: NA
Reported: 08/02/05 Date Received: NA

Date Extracted: 07/27/05 Sample Amount: 18.0 g-dry-wt
Date Analyzed: 07/29/05 17:27 Final Extract Volume: 0.5 mL
Instrument/Analyst: NT6/LJR Dilution Factor: 1.00
GPC Cleanup: No Percent Moisture: 40.2%
pH: NA

CAS Number	Analyte	RL	Result
108-95-2	**Phenol**	**28**	**28**
100-51-6	Benzyl Alcohol	28	< 28 U
95-48-7	2-Methylphenol	28	< 28 U
106-44-5	**4-Methylphenol**	**28**	**27 J**
67-72-1	Hexachloroethane	28	< 28 U
105-67-9	2,4-Dimethylphenol	28	< 28 U
65-85-0	**Benzoic Acid**	**280**	**310**
120-82-1	1,2,4-Trichlorobenzene	28	< 28 U
91-20-3	**Naphthalene**	**28**	**53**
87-68-3	Hexachlorobutadiene	28	< 28 U
91-57-6	**2-Methylnaphthalene**	**28**	**84**
131-11-3	Dimethylphthalate	28	< 28 U
208-96-8	Acenaphthylene	28	< 28 U
83-32-9	**Acenaphthene**	**28**	**75**
132-64-9	Dibenzofuran	28	< 28 U
84-66-2	Diethylphthalate	28	< 28 U
86-73-7	**Fluorene**	**28**	**54**
86-30-6	N-Nitrosodiphenylamine	28	< 28 U
87-86-5	**Pentachlorophenol**	**140**	**460**
85-01-8	**Phenanthrene**	**28**	**140**
120-12-7	**Anthracene**	**28**	**63**
84-74-2	Di-n-Butylphthalate	28	< 28 U
206-44-0	**Fluoranthene**	**28**	**110**
129-00-0	**Pyrene**	**28**	**110**
85-68-7	Butylbenzylphthalate	28	< 28 U
56-55-3	**Benzo(a)anthracene**	**28**	**94**
117-81-7	**bis(2-Ethylhexyl)phthalate**	**28**	**72**
218-01-9	**Chrysene**	**28**	**100**
117-84-0	Di-n-Octyl phthalate	28	< 28 U
205-99-2	**Benzo(b)fluoranthene**	**28**	**110**
207-08-9	Benzo(k)fluoranthene	28	< 28 U
50-32-8	**Benzo(a)pyrene**	**28**	**100**
193-39-5	**Indeno(1,2,3-cd)pyrene**	**28**	**21 J**
53-70-3	**Dibenz(a,h)anthracene**	**28**	**100**
191-24-2	**Benzo(g,h,i)perylene**	**28**	**100**

Reported in µg/kg (ppb)

Semivolatile Surrogate Recovery

d5-Nitrobenzene	62.8%	2-Fluorobiphenyl	66.4%
d14-p-Terphenyl	71.2%	d4-1,2-Dichlorobenzene	61.2%
d5-Phenol	65.3%	2-Fluorophenol	48.8%
2,4,6-Tribromophenol	79.2%	d4-2-Chlorophenol	66.9%

ANALYTICAL RESOURCES INCORPORATED

SW8270 SURROGATE RECOVERY SUMMARY

Matrix: Sediment

QC Report No: IH29-Anchor Environmental
Project: KC Former Scott Mill
00010501/T2

Client ID	NBZ	FBP	TPH	DCB	PHL	2FP	TBP	2CP	TOT OUT
AN-RI-SEDC-01A	65.2%	67.6%	68.8%	52.0%	68.3%	59.5%	85.9%	70.9%	0
AN-RI-SEDC-01B	63.6%	64.4%	66.4%	54.4%	64.0%	52.8%	75.7%	67.2%	0
AN-RI-SEDC-01C	58.8%	58.4%	65.2%	44.4%	57.3%	47.5%	50.7%	56.0%	0
AN-RI-SEDC-03A	76.6%	76.8%	71.8%	69.7%	74.6%	63.9%	80.8%	79.8%	0
AN-RI-SEDC-03B	63.2%	64.8%	61.6%	56.4%	62.1%	60.5%	73.9%	66.7%	0
AN-RI-SEDC-03C	62.4%	64.0%	60.8%	58.4%	62.4%	45.9%	78.7%	65.3%	0
AN-RI-SEDC-04A	66.4%	65.6%	59.6%	55.2%	67.2%	62.4%	71.5%	68.3%	0
MB-072705	60.8%	65.6%	75.2%	65.6%	69.3%	63.5%	79.5%	68.8%	0
LCS-072705	56.8%	61.2%	76.4%	57.2%	64.5%	45.1%	81.3%	61.9%	0
SRM-SQ-1	62.8%	66.4%	71.2%	61.2%	65.3%	48.8%	79.2%	66.9%	0
AN-RI-SEDC-04B	62.0%	62.4%	55.2%	58.4%	59.5%	50.1%	71.7%	62.1%	0
AN-RI-SEDC-04B MS	56.4%	56.8%	49.2%	46.0%	54.7%	48.3%	65.9%	56.8%	0
AN-RI-SEDC-04B MSD	57.2%	58.4%	46.8%	52.4%	51.2%	53.1%	64.3%	57.9%	0
AN-RI-SEDC-04C	50.0%	52.0%	45.2%	35.0%	51.5%	46.9%	60.5%	53.3%	0
AN-RI-SEDS-05-SS	64.4%	65.2%	58.0%	50.4%	67.7%	63.7%	75.7%	68.0%	0

	LCS/MB LIMITS	QC LIMITS
(NBZ) = d5-Nitrobenzene	(39-93)	(28-103)
(FBP) = 2-Fluorobiphenyl	(40-95)	(33-104)
(TPH) = d14-p-Terphenyl	(46-116)	(31-120)
(DCB) = d4-1,2-Dichlorobenzene	(41-86)	(30-84)
(PHL) = d5-Phenol	(45-91)	(29-109)
(2FP) = 2-Fluorophenol	(36-100)	(24-112)
(TBP) = 2,4,6-Tribromophenol	(34-110)	(27-134)
(2CP) = d4-2-Chlorophenol	(46-89)	(34-101)

Prep Method: SW3550B
Log Number Range: 05-11903 to 05-11912

ANALYTICAL RESOURCES INCORPORATED

SW8270 SURROGATE RECOVERY SUMMARY

Matrix: Wipe

QC Report No: IH29-Anchor Environmental
Project: KC Former Scott Mill
00010501/T2

Client ID	NBZ	FBP	TPH	DCB	PHL	2FP	TBP	2CP	TOT OUT
Filter-Wipe-05071	66.0%	65.6%	62.4%	58.8%	68.8%	64.5%	80.8%	70.1%	0
Filter-Blank-0507	50.8%	50.0%	49.6%	50.0%	53.9%	46.1%	55.5%	54.1%	0

		LCS/MB LIMITS	QC LIMITS
(NBZ)	= d5-Nitrobenzene	(24-100)	(7-113)
(FBP)	= 2-Fluorobiphenyl	(27-108)	(30-99)
(TPH)	= d14-p-Terphenyl	(38-134)	(39-116)
(DCB)	= d4-1,2-Dichlorobenzene	(24-96)	(23-84)
(PHL)	= d5-Phenol	(34-99)	(27-97)
(2FP)	= 2-Fluorophenol	(35-102)	(33-93)
(TBP)	= 2,4,6-Tribromophenol	(28-113)	(22-127)
(2CP)	= d4-2-Chlorophenol	(33-97)	(30-94)

Prep Method: SW3550B
Log Number Range: 05-11914 to 05-11915

ANALYTICAL RESOURCES INCORPORATED

ORGANICS ANALYSIS DATA SHEET
PSDDA Semivolatiles by SW8270D GC/MS
Page 1 of 1

Sample ID: AN-RI-SEDC-04B
MS/MSD

Lab Sample ID: IH29H
LIMS ID: 05-11910
Matrix: Sediment
Data Release Authorized:
Reported: 08/02/05

QC Report No: IH29-Anchor Environmental
Project: KC Former Scott Mill
00010501/T2
Date Sampled: 07/15/05
Date Received: 07/18/05

Date Extracted MS/MSD: 07/27/05

Date Analyzed MS: 08/01/05 17:51
MSD: 08/01/05 18:24
Instrument/Analyst MS: NT6/LJR
MSD: NT6/LJR
GPC Cleanup: NO

Sample Amount MS: 25.3 g-dry-wt
MSD: 25.3 g-dry-wt
Final Extract Volume MS: 0.5 mL
MSD: 0.5 mL
Dilution Factor MS: 1.00
MSD: 1.00
Percent Moisture: 35.1%
pH: 7.6

Analyte	Sample	MS	Spike Added-MS	MS Recovery	MSD	Spike Added-MSD	MSD Recovery	RPD
Phenol	< 19.7	424	741	57.2%	445	740	60.1%	4.8%
1,2,4-Trichlorobenzene	< 19.7	292	494	59.1%	285	493	57.8%	2.4%
Acenaphthene	< 19.7	301	494	60.9%	295	493	59.8%	2.0%
Pentachlorophenol	< 98.7	607	741	81.9%	589	740	79.6%	3.0%
Pyrene	< 19.7	252	494	51.0%	241	493	48.9%	4.5%

Results reported in µg/kg
RPD calculated using sample concentrations per SW846.

ANALYTICAL RESOURCES INCORPORATED

ORGANICS ANALYSIS DATA SHEET
PSDDA Semivolatiles by SW8270D GC/MS **Sample ID: AN-RI-SEDC-04B**
Page 1 of 1 **MATRIX SPIKE**

Lab Sample ID: IH29H
LIMS ID: 05-11910
Matrix: Sediment
Data Release Authorized:
Reported: 08/02/05

QC Report No: IH29-Anchor Environmental
Project: KC Former Scott Mill 00010501/T2
Date Sampled: 07/15/05
Date Received: 07/18/05

Date Extracted: 07/27/05
Date Analyzed: 08/01/05 17:51
Instrument/Analyst: NT6/LJR
GPC Cleanup: No

Sample Amount: 25.3 g-dry-wt
Final Extract Volume: 0.5 mL
Dilution Factor: 1.00
Percent Moisture: 35.1%
pH: 7.6

CAS Number	Analyte	RL	Result
108-95-2	Phenol	20	---
100-51-6	Benzyl Alcohol	20	< 20 U
95-48-7	2-Methylphenol	20	< 20 U
106-44-5	4-Methylphenol	20	< 20 U
67-72-1	Hexachloroethane	20	< 20 U
105-67-9	2,4-Dimethylphenol	20	< 20 U
65-85-0	Benzoic Acid	200	< 200 U
120-82-1	1,2,4-Trichlorobenzene	20	---
91-20-3	Naphthalene	20	< 20 U
87-68-3	Hexachlorobutadiene	20	< 20 U
91-57-6	2-Methylnaphthalene	20	< 20 U
131-11-3	Dimethylphthalate	20	< 20 U
208-96-8	Acenaphthylene	20	< 20 U
83-32-9	Acenaphthene	20	---
132-64-9	Dibenzofuran	20	< 20 U
84-66-2	Diethylphthalate	20	< 20 U
86-73-7	Fluorene	20	< 20 U
86-30-6	N-Nitrosodiphenylamine	20	< 20 U
87-86-5	Pentachlorophenol	99	---
85-01-8	Phenanthrene	20	< 20 U
120-12-7	Anthracene	20	< 20 U
84-74-2	Di-n-Butylphthalate	20	< 20 U
206-44-0	Fluoranthene	20	< 20 U
129-00-0	Pyrene	20	---
85-68-7	Butylbenzylphthalate	20	< 20 U
56-55-3	Benzo(a)anthracene	20	< 20 U
117-81-7	bis(2-Ethylhexyl)phthalate	20	< 20 U
218-01-9	Chrysene	20	< 20 U
117-84-0	Di-n-Octyl phthalate	20	< 20 U
205-99-2	Benzo(b)fluoranthene	20	< 20 U
207-08-9	Benzo(k)fluoranthene	20	< 20 U
50-32-8	Benzo(a)pyrene	20	< 20 U
193-39-5	Indeno(1,2,3-cd)pyrene	20	< 20 U
53-70-3	Dibenz(a,h)anthracene	20	< 20 U
191-24-2	Benzo(g,h,i)perylene	20	< 20 U

Reported in µg/kg (ppb)

Semivolatile Surrogate Recovery

d5-Nitrobenzene	56.4%	2-Fluorobiphenyl	56.8%
d14-p-Terphenyl	49.2%	d4-1,2-Dichlorobenzene	46.0%
d5-Phenol	54.7%	2-Fluorophenol	48.3%
2,4,6-Tribromophenol	65.9%	d4-2-Chlorophenol	56.8%

ANALYTICAL RESOURCES INCORPORATED

ORGANICS ANALYSIS DATA SHEET
PSDDA Semivolatiles by SW8270D GC/MS **Sample ID: AN-RI-SEDC-04B**
Page 1 of 1 **MATRIX SPIKE DUPLICATE**

Lab Sample ID: IH29H
LIMS ID: 05-11910
Matrix: Sediment
Data Release Authorized:
Reported: 08/02/05

QC Report No: IH29-Anchor Environmental
Project: KC Former Scott Mill
00010501/T2
Date Sampled: 07/15/05
Date Received: 07/18/05

Date Extracted: 07/27/05
Date Analyzed: 08/01/05 18:24
Instrument/Analyst: NT6/LJR
GPC Cleanup: No

Sample Amount: 25.3 g-dry-wt
Final Extract Volume: 0.5 mL
Dilution Factor: 1.00
Percent Moisture: 35.1%
pH: 7.6

CAS Number	Analyte	RL	Result
108-95-2	Phenol	20	---
100-51-6	Benzyl Alcohol	20	< 20 U
95-48-7	2-Methylphenol	20	< 20 U
106-44-5	4-Methylphenol	20	< 20 U
67-72-1	Hexachloroethane	20	< 20 U
105-67-9	2,4-Dimethylphenol	20	< 20 U
65-85-0	Benzoic Acid	200	< 200 U
120-82-1	1,2,4-Trichlorobenzene	20	---
91-20-3	Naphthalene	20	< 20 U
87-68-3	Hexachlorobutadiene	20	< 20 U
91-57-6	2-Methylnaphthalene	20	< 20 U
131-11-3	Dimethylphthalate	20	< 20 U
208-96-8	Acenaphthylene	20	< 20 U
83-32-9	Acenaphthene	20	---
132-64-9	Dibenzofuran	20	< 20 U
84-66-2	Diethylphthalate	20	< 20 U
86-73-7	Fluorene	20	< 20 U
86-30-6	N-Nitrosodiphenylamine	20	< 20 U
87-86-5	Pentachlorophenol	99	---
85-01-8	Phenanthrene	20	< 20 U
120-12-7	Anthracene	20	< 20 U
84-74-2	Di-n-Butylphthalate	20	< 20 U
206-44-0	Fluoranthene	20	< 20 U
129-00-0	Pyrene	20	---
85-68-7	Butylbenzylphthalate	20	< 20 U
56-55-3	Benzo(a)anthracene	20	< 20 U
117-81-7	bis(2-Ethylhexyl)phthalate	20	< 20 U
218-01-9	Chrysene	20	< 20 U
117-84-0	Di-n-Octyl phthalate	20	< 20 U
205-99-2	Benzo(b)fluoranthene	20	< 20 U
207-08-9	Benzo(k)fluoranthene	20	< 20 U
50-32-8	Benzo(a)pyrene	20	< 20 U
193-39-5	Indeno(1,2,3-cd)pyrene	20	< 20 U
53-70-3	Dibenz(a,h)anthracene	20	< 20 U
191-24-2	Benzo(g,h,i)perylene	20	< 20 U

Reported in µg/kg (ppb)

Semivolatile Surrogate Recovery

d5-Nitrobenzene	57.2%	2-Fluorobiphenyl	58.4%
d14-p-Terphenyl	46.8%	d4-1,2-Dichlorobenzene	52.4%
d5-Phenol	51.2%	2-Fluorophenol	53.1%
2,4,6-Tribromophenol	64.3%	d4-2-Chlorophenol	57.9%

ANALYTICAL RESOURCES INCORPORATED

ORGANICS ANALYSIS DATA SHEET
PSDDA Semivolatiles by SW8270D GC/MS
Page 1 of 1

Sample ID: LCS-072705
LAB CONTROL

Lab Sample ID: LCS-072705
LIMS ID: 05-11910
Matrix: Sediment
Data Release Authorized:
Reported: 08/02/05

QC Report No: IH29-Anchor Environmental
Project: KC Former Scott Mill
00010501/T2
Date Sampled: 07/15/05
Date Received: 07/18/05

Date Extracted: 07/27/05
Date Analyzed: 07/29/05 16:53
Instrument/Analyst: NT6/LJR
GPC Cleanup: NO

Sample Amount: 25.0 g
Final Extract Volume: 0.5 mL
Dilution Factor: 1.00
Percent Moisture: NA
pH: NA

Analyte	Lab Control	Spike Added	Recovery
Phenol	520	750	69.3%
1,2,4-Trichlorobenzene	305	500	61.0%
Acenaphthene	333	500	66.6%
Pentachlorophenol	732	750	97.6%
Pyrene	379	500	75.8%

Semivolatile Surrogate Recovery

d5-Nitrobenzene	56.8%
2-Fluorobiphenyl	61.2%
d14-p-Terphenyl	76.4%
d4-1,2-Dichlorobenzene	57.2%
d5-Phenol	64.5%
2-Fluorophenol	45.1%
2,4,6-Tribromophenol	81.3%
d4-2-Chlorophenol	61.9%

Results reported in µg/kg

4B

SEMIVOLATILE METHOD BLANK SUMMARY

BLANK NO.

IH29MBS1

Lab Name: ANALYTICAL RESOURCES, INC Client: ANCHOR

ARI Job No: IH29 Project: KC FORMER SCOTT MILL

Lab File ID: IH29MB Date Extracted: 07/27/05

Instrument ID: NT6 Date Analyzed: 07/29/05

Matrix: SOLID Time Analyzed: 1619

THIS METHOD BLANK APPLIES TO THE FOLLOWING SAMPLES, MS and MSD:

	CLIENT SAMPLE NO.	LAB SAMPLE ID	LAB FILE ID	DATE ANALYZED
01	IH29LCSS1	IH29LCSS1	IH29SB	07/29/05
02	SQ-1	IH29SRM	IH29SRM	07/29/05
03	AN-RI-SEDC-01A	IH29A	IH29A	07/29/05
04	AN-RI-SEDC-01B	IH29B	IH29B	07/29/05
05	AN-RI-SEDC-01C	IH29C	IH29C	07/29/05
06	AN-RI-SEDC-03A	IH29D	IH29D	07/29/05
07	AN-RI-SEDC-03B	IH29E	IH29E	07/29/05
08	AN-RI-SEDC-03C	IH29F	IH29F	07/29/05
09	FILTER-WIPE-0507	IH29L	IH29L	07/30/05
10	FILTER-BLANK-050	IH29M	IH29M	07/30/05
11	AN-RI-SEDC-04A	IH29G	IH29G2	08/01/05
12	AN-RI-SEDC-04B	IH29H	IH29H2	08/01/05
13	AN-RI-SEDC-04B M	IH29HMS	IH29HMS2	08/01/05
14	AN-RI-SEDC-04B M	IH29HMSD	IH29HMD2	08/01/05
15	AN-RI-SEDC-04C	IH29I	IH29I2	08/01/05
16	AN-RI-SEDS-05-SS	IH29J	IH29J2	08/01/05
17				
18				
19				
20				
21				
22				
23				
24				
25				
26				
27				
28				
29				
30				

COMMENTS:

FORM IV SV

ANALYTICAL RESOURCES INCORPORATED

ORGANICS ANALYSIS DATA SHEET
PSDDA Semivolatiles by SW8270D GC/MS **Sample ID: MB-072705**
Page 1 of 1 **METHOD BLANK**

Lab Sample ID: MB-072705 QC Report No: IH29-Anchor Environmental
LIMS ID: 05-11910 Project: KC Former Scott Mill
Matrix: Sediment 00010501/T2
Data Release Authorized: Date Sampled: NA
Reported: 08/02/05 Date Received: NA

Date Extracted: 07/27/05 Sample Amount: 25.0 g
Date Analyzed: 07/29/05 16:19 Final Extract Volume: 0.5 mL
Instrument/Analyst: NT6/LJR Dilution Factor: 1.00
GPC Cleanup: No Percent Moisture: NA
pH: NA

CAS Number	Analyte	RL	Result
108-95-2	Phenol	20	< 20 U
100-51-6	Benzyl Alcohol	20	< 20 U
95-48-7	2-Methylphenol	20	< 20 U
106-44-5	4-Methylphenol	20	< 20 U
67-72-1	Hexachloroethane	20	< 20 U
105-67-9	2,4-Dimethylphenol	20	< 20 U
65-85-0	Benzoic Acid	200	< 200 U
120-82-1	1,2,4-Trichlorobenzene	20	< 20 U
91-20-3	Naphthalene	20	< 20 U
87-68-3	Hexachlorobutadiene	20	< 20 U
91-57-6	2-Methylnaphthalene	20	< 20 U
131-11-3	Dimethylphthalate	20	< 20 U
208-96-8	Acenaphthylene	20	< 20 U
83-32-9	Acenaphthene	20	< 20 U
132-64-9	Dibenzofuran	20	< 20 U
84-66-2	Diethylphthalate	20	< 20 U
86-73-7	Fluorene	20	< 20 U
86-30-6	N-Nitrosodiphenylamine	20	< 20 U
87-86-5	Pentachlorophenol	100	< 100 U
85-01-8	Phenanthrene	20	< 20 U
120-12-7	Anthracene	20	< 20 U
84-74-2	**Di-n-Butylphthalate**	**20**	**13 J**
206-44-0	Fluoranthene	20	< 20 U
129-00-0	Pyrene	20	< 20 U
85-68-7	Butylbenzylphthalate	20	< 20 U
56-55-3	Benzo(a)anthracene	20	< 20 U
117-81-7	bis(2-Ethylhexyl)phthalate	20	< 20 U
218-01-9	Chrysene	20	< 20 U
117-84-0	Di-n-Octyl phthalate	20	< 20 U
205-99-2	Benzo(b)fluoranthene	20	< 20 U
207-08-9	Benzo(k)fluoranthene	20	< 20 U
50-32-8	Benzo(a)pyrene	20	< 20 U
193-39-5	Indeno(1,2,3-cd)pyrene	20	< 20 U
53-70-3	Dibenz(a,h)anthracene	20	< 20 U
191-24-2	Benzo(g,h,i)perylene	20	< 20 U

Reported in µg/kg (ppb)

Semivolatile Surrogate Recovery

d5-Nitrobenzene	60.8%	2-Fluorobiphenyl	65.6%
d14-p-Terphenyl	75.2%	d4-1,2-Dichlorobenzene	65.6%
d5-Phenol	69.3%	2-Fluorophenol	63.5%
2,4,6-Tribromophenol	79.5%	d4-2-Chlorophenol	68.8%

PCBs

ANALYTICAL RESOURCES INCORPORATED

ORGANICS ANALYSIS DATA SHEET
PSDDA PCB by GC/ECD
Page 1 of 1

Sample ID: AN-RI-SEDC-01A
SAMPLE

Lab Sample ID: IH29A
LIMS ID: 05-11903
Matrix: Sediment
Data Release Authorized:
Reported: 08/02/05

QC Report No: IH29-Anchor Environmental
Project: KC Former Scott Mill
00010501/T2
Date Sampled: 07/15/05
Date Received: 07/18/05

Date Extracted: 07/26/05
Date Analyzed: 07/29/05 23:46
Instrument/Analyst: ECD5/PK
GPC Cleanup: No
Sulfur Cleanup: Yes
Acid Cleanup: Yes
Florisil Cleanup: No

Sample Amount: 25.9 g-dry-wt
Final Extract Volume: 5.0 mL
Dilution Factor: 1.00
Silica Gel: No
pH: 7.2
Percent Moisture: 27.0%

CAS Number	Analyte	RL	Result
12674-11-2	Aroclor 1016	19	< 19 U
53469-21-9	Aroclor 1242	19	< 19 U
12672-29-6	Aroclor 1248	19	< 19 U
11097-69-1	Aroclor 1254	19	< 19 U
11096-82-5	Aroclor 1260	19	< 19 U
11104-28-2	Aroclor 1221	19	< 19 U
11141-16-5	Aroclor 1232	19	< 19 U

Reported in µg/kg (ppb)

PCB Surrogate Recovery

Decachlorobiphenyl	97.0%
Tetrachlorometaxylene	91.0%

ANALYTICAL RESOURCES INCORPORATED

ORGANICS ANALYSIS DATA SHEET
PSDDA PCB by GC/ECD
Page 1 of 1

Sample ID: AN-RI-SEDC-01B
SAMPLE

Lab Sample ID: IH29B
LIMS ID: 05-11904
Matrix: Sediment
Data Release Authorized:
Reported: 08/02/05

QC Report No: IH29-Anchor Environmental
Project: KC Former Scott Mill
00010501/T2
Date Sampled: 07/15/05
Date Received: 07/18/05

Date Extracted: 07/26/05
Date Analyzed: 07/30/05 00:03
Instrument/Analyst: ECD5/PK
GPC Cleanup: No
Sulfur Cleanup: Yes
Acid Cleanup: Yes
Florisil Cleanup: No

Sample Amount: 25.8 g-dry-wt
Final Extract Volume: 5.0 mL
Dilution Factor: 1.00
Silica Gel: No
pH: 7.5
Percent Moisture: 22.0%

CAS Number	Analyte	RL	Result
12674-11-2	Aroclor 1016	19	< 19 U
53469-21-9	Aroclor 1242	19	< 19 U
12672-29-6	Aroclor 1248	19	< 19 U
11097-69-1	Aroclor 1254	19	< 19 U
11096-82-5	Aroclor 1260	19	< 19 U
11104-28-2	Aroclor 1221	19	< 19 U
11141-16-5	Aroclor 1232	19	< 19 U

Reported in µg/kg (ppb)

PCB Surrogate Recovery

Decachlorobiphenyl	96.8%
Tetrachlorometaxylene	91.0%

ANALYTICAL RESOURCES INCORPORATED

ORGANICS ANALYSIS DATA SHEET
PSDDA PCB by GC/ECD
Page 1 of 1

Sample ID: AN-RI-SEDC-01C
SAMPLE

Lab Sample ID: IH29C
LIMS ID: 05-11905
Matrix: Sediment
Data Release Authorized:
Reported: 08/02/05

QC Report No: IH29-Anchor Environmental
Project: KC Former Scott Mill
00010501/T2
Date Sampled: 07/15/05
Date Received: 07/18/05

Date Extracted: 07/26/05
Date Analyzed: 07/30/05 00:20
Instrument/Analyst: ECD5/PK
GPC Cleanup: No
Sulfur Cleanup: Yes
Acid Cleanup: Yes
Florisil Cleanup: No

Sample Amount: 26.1 g-dry-wt
Final Extract Volume: 5.0 mL
Dilution Factor: 1.00
Silica Gel: No
pH: 8.1
Percent Moisture: 20.1%

CAS Number	Analyte	RL	Result
12674-11-2	Aroclor 1016	19	< 19 U
53469-21-9	Aroclor 1242	19	< 19 U
12672-29-6	Aroclor 1248	19	< 19 U
11097-69-1	Aroclor 1254	19	< 19 U
11096-82-5	Aroclor 1260	19	< 19 U
11104-28-2	Aroclor 1221	19	< 19 U
11141-16-5	Aroclor 1232	19	< 19 U

Reported in µg/kg (ppb)

PCB Surrogate Recovery

Decachlorobiphenyl	103%
Tetrachlorometaxylene	92.2%

ANALYTICAL RESOURCES INCORPORATED

ORGANICS ANALYSIS DATA SHEET
PSDDA PCB by GC/ECD
Page 1 of 1

Sample ID: AN-RI-SEDC-03A
SAMPLE

Lab Sample ID: IH29D
LIMS ID: 05-11906
Matrix: Sediment
Data Release Authorized:
Reported: 08/02/05

QC Report No: IH29-Anchor Environmental
Project: KC Former Scott Mill
00010501/T2
Date Sampled: 07/15/05
Date Received: 07/18/05

Date Extracted: 07/26/05
Date Analyzed: 07/30/05 01:11
Instrument/Analyst: ECD5/PK
GPC Cleanup: No
Sulfur Cleanup: Yes
Acid Cleanup: Yes
Florisil Cleanup: No

Sample Amount: 25.2 g-dry-wt
Final Extract Volume: 5.0 mL
Dilution Factor: 1.00
Silica Gel: No
pH: 7.4
Percent Moisture: 35.7%

CAS Number	Analyte	RL	Result
12674-11-2	Aroclor 1016	20	< 20 U
53469-21-9	Aroclor 1242	20	< 20 U
12672-29-6	Aroclor 1248	20	< 20 U
11097-69-1	**Aroclor 1254**	**20**	**50 P**
11096-82-5	Aroclor 1260	20	< 20 U
11104-28-2	Aroclor 1221	20	< 20 U
11141-16-5	Aroclor 1232	20	< 20 U

Reported in µg/kg (ppb)

PCB Surrogate Recovery

Decachlorobiphenyl	94.0%
Tetrachlorometaxylene	82.8%

ANALYTICAL RESOURCES INCORPORATED

ORGANICS ANALYSIS DATA SHEET
PSDDA PCB by GC/ECD
Page 1 of 1

Sample ID: AN-RI-SEDC-03B
SAMPLE

Lab Sample ID: IH29E
LIMS ID: 05-11907
Matrix: Sediment
Data Release Authorized:
Reported: 08/02/05

QC Report No: IH29-Anchor Environmental
Project: KC Former Scott Mill
00010501/T2
Date Sampled: 07/15/05
Date Received: 07/18/05

Date Extracted: 07/26/05
Date Analyzed: 07/30/05 01:28
Instrument/Analyst: ECD5/PK
GPC Cleanup: No
Sulfur Cleanup: Yes
Acid Cleanup: Yes
Florisil Cleanup: No

Sample Amount: 25.5 g-dry-wt
Final Extract Volume: 5.0 mL
Dilution Factor: 1.00
Silica Gel: No
pH: 8.3
Percent Moisture: 23.1%

CAS Number	Analyte	RL	Result
12674-11-2	Aroclor 1016	20	< 20 U
53469-21-9	Aroclor 1242	20	< 20 U
12672-29-6	Aroclor 1248	20	< 20 U
11097-69-1	Aroclor 1254	20	< 20 U
11096-82-5	Aroclor 1260	20	< 20 U
11104-28-2	Aroclor 1221	20	< 20 U
11141-16-5	Aroclor 1232	20	< 20 U

Reported in µg/kg (ppb)

PCB Surrogate Recovery

Decachlorobiphenyl	92.5%
Tetrachlorometaxylene	81.0%

ANALYTICAL RESOURCES INCORPORATED

ORGANICS ANALYSIS DATA SHEET
PSDDA PCB by GC/ECD

Sample ID: AN-RI-SEDC-03C
SAMPLE

Lab Sample ID: IH29F
LIMS ID: 05-11908
Matrix: Sediment
Data Release Authorized:
Reported: 08/02/05

QC Report No: IH29-Anchor Environmental
Project: KC Former Scott Mill
00010501/T2
Date Sampled: 07/15/05
Date Received: 07/18/05

Date Extracted: 07/26/05
Date Analyzed: 07/30/05 01:45
Instrument/Analyst: ECD5/PK
GPC Cleanup: No
Sulfur Cleanup: Yes
Acid Cleanup: Yes
Florisil Cleanup: No

Sample Amount: 25.6 g-dry-wt
Final Extract Volume: 5.0 mL
Dilution Factor: 1.00
Silica Gel: No
pH: 8.2
Percent Moisture: 20.5%

CAS Number	Analyte	RL	Result
12674-11-2	Aroclor 1016	20	< 20 U
53469-21-9	Aroclor 1242	20	< 20 U
12672-29-6	Aroclor 1248	20	< 20 U
11097-69-1	Aroclor 1254	20	< 20 U
11096-82-5	Aroclor 1260	20	< 20 U
11104-28-2	Aroclor 1221	20	< 20 U
11141-16-5	Aroclor 1232	20	< 20 U

Reported in µg/kg (ppb)

PCB Surrogate Recovery	
Decachlorobiphenyl	98.5%
Tetrachlorometaxylene	89.2%

ANALYTICAL RESOURCES INCORPORATED

ORGANICS ANALYSIS DATA SHEET
PSDDA PCB by GC/ECD
Page 1 of 1

Sample ID: AN-RI-SEDC-04A
SAMPLE

Lab Sample ID: IH29G
LIMS ID: 05-11909
Matrix: Sediment
Data Release Authorized:
Reported: 08/02/05

QC Report No: IH29-Anchor Environmental
Project: KC Former Scott Mill
00010501/T2
Date Sampled: 07/15/05
Date Received: 07/18/05

Date Extracted: 07/26/05
Date Analyzed: 07/30/05 02:02
Instrument/Analyst: ECD5/PK
GPC Cleanup: No
Sulfur Cleanup: Yes
Acid Cleanup: Yes
Florisil Cleanup: No

Sample Amount: 25.8 g-dry-wt
Final Extract Volume: 5.0 mL
Dilution Factor: 1.00
Silica Gel: No
pH: 7.9
Percent Moisture: 36.9%

CAS Number	Analyte	RL	Result
12674-11-2	Aroclor 1016	19	< 19 U
53469-21-9	Aroclor 1242	19	< 19 U
12672-29-6	Aroclor 1248	19	< 19 U
11097-69-1	Aroclor 1254	19	< 19 U
11096-82-5	Aroclor 1260	19	< 19 U
11104-28-2	Aroclor 1221	19	< 19 U
11141-16-5	Aroclor 1232	19	< 19 U

Reported in µg/kg (ppb)

PCB Surrogate Recovery

Decachlorobiphenyl	88.5%
Tetrachlorometaxylene	88.5%

ANALYTICAL RESOURCES INCORPORATED

ORGANICS ANALYSIS DATA SHEET
PSDDA PCB by GC/ECD
Page 1 of 1

Sample ID: AN-RI-SEDC-04B
SAMPLE

Lab Sample ID: IH29H
LIMS ID: 05-11910
Matrix: Sediment
Data Release Authorized:
Reported: 08/02/05

QC Report No: IH29-Anchor Environmental
Project: KC Former Scott Mill
00010501/T2
Date Sampled: 07/15/05
Date Received: 07/18/05

Date Extracted: 07/26/05
Date Analyzed: 07/30/05 02:19
Instrument/Analyst: ECD5/PK
GPC Cleanup: No
Sulfur Cleanup: Yes
Acid Cleanup: Yes
Florisil Cleanup: No

Sample Amount: 25.6 g-dry-wt
Final Extract Volume: 5.0 mL
Dilution Factor: 1.00
Silica Gel: No
pH: 7.6
Percent Moisture: 35.1%

CAS Number	Analyte	RL	Result
12674-11-2	Aroclor 1016	20	< 20 U
53469-21-9	Aroclor 1242	20	< 20 U
12672-29-6	Aroclor 1248	20	< 20 U
11097-69-1	Aroclor 1254	20	< 20 U
11096-82-5	Aroclor 1260	20	< 20 U
11104-28-2	Aroclor 1221	20	< 20 U
11141-16-5	Aroclor 1232	20	< 20 U

Reported in µg/kg (ppb)

PCB Surrogate Recovery

Decachlorobiphenyl	104%
Tetrachlorometaxylene	99.5%

ANALYTICAL RESOURCES INCORPORATED

ORGANICS ANALYSIS DATA SHEET
PSDDA PCB by GC/ECD
Page 1 of 1

Sample ID: AN-RI-SEDC-04C
SAMPLE

Lab Sample ID: IH29I
LIMS ID: 05-11911
Matrix: Sediment
Data Release Authorized:
Reported: 08/02/05

QC Report No: IH29-Anchor Environmental
Project: KC Former Scott Mill
00010501/T2
Date Sampled: 07/15/05
Date Received: 07/18/05

Date Extracted: 07/26/05
Date Analyzed: 07/30/05 02:36
Instrument/Analyst: ECD5/PK
GPC Cleanup: No
Sulfur Cleanup: Yes
Acid Cleanup: Yes
Florisil Cleanup: No

Sample Amount: 25.6 g-dry-wt
Final Extract Volume: 5.0 mL
Dilution Factor: 1.00
Silica Gel: No
pH: 8.1
Percent Moisture: 39.5%

CAS Number	Analyte	RL	Result
12674-11-2	Aroclor 1016	20	< 20 U
53469-21-9	Aroclor 1242	20	< 20 U
12672-29-6	Aroclor 1248	20	< 20 U
11097-69-1	Aroclor 1254	20	< 20 U
11096-82-5	Aroclor 1260	20	< 20 U
11104-28-2	Aroclor 1221	20	< 20 U
11141-16-5	Aroclor 1232	20	< 20 U

Reported in µg/kg (ppb)

PCB Surrogate Recovery

Decachlorobiphenyl	92.0%
Tetrachlorometaxylene	92.8%

ANALYTICAL RESOURCES INCORPORATED

ORGANICS ANALYSIS DATA SHEET
PSDDA PCB by GC/ECD
Page 1 of 1

Sample ID: AN-RI-SEDS-05-SS
SAMPLE

Lab Sample ID: IH29J
LIMS ID: 05-11912
Matrix: Sediment
Data Release Authorized:
Reported: 08/02/05

QC Report No: IH29-Anchor Environmental
Project: KC Former Scott Mill
00010501/T2
Date Sampled: 07/14/05
Date Received: 07/18/05

Date Extracted: 07/26/05
Date Analyzed: 07/30/05 02:53
Instrument/Analyst: ECD5/PK
GPC Cleanup: No
Sulfur Cleanup: Yes
Acid Cleanup: Yes
Florisil Cleanup: No

Sample Amount: 25.6 g-dry-wt
Final Extract Volume: 5.0 mL
Dilution Factor: 1.00
Silica Gel: No
pH: 6.7
Percent Moisture: 30.2%

CAS Number	Analyte	RL	Result
12674-11-2	Aroclor 1016	20	< 20 U
53469-21-9	Aroclor 1242	20	< 20 U
12672-29-6	Aroclor 1248	20	< 20 U
11097-69-1	Aroclor 1254	20	< 20 U
11096-82-5	Aroclor 1260	20	< 20 U
11104-28-2	Aroclor 1221	20	< 20 U
11141-16-5	Aroclor 1232	20	< 20 U

Reported in µg/kg (ppb)

PCB Surrogate Recovery

Decachlorobiphenyl	95.0%
Tetrachlorometaxylene	76.5%

ANALYTICAL RESOURCES INCORPORATED

ORGANICS ANALYSIS DATA SHEET
PCB by GC/ECD Method SW8082
Page 1 of 1

Sample ID: Filter-Wipe-050714
SAMPLE

Lab Sample ID: IH29L
LIMS ID: 05-11914
Matrix: Wipe
Data Release Authorized:
Reported: 08/02/05

QC Report No: IH29-Anchor Environmental
Project: KC Former Scott Mill
00010501/T2
Date Sampled: 07/14/05
Date Received: 07/18/05

Date Extracted: 07/26/05
Date Analyzed: 07/30/05 03:10
Instrument/Analyst: ECD5/PK
GPC Cleanup: No
Sulfur Cleanup: Yes
Acid Cleanup: Yes

Sample Amount: 1.00 Wipe
Final Extract Volume: 5.0 mL
Dilution Factor: 1.00
Silica Gel: No

CAS Number	Analyte	RL	Result
12674-11-2	Aroclor 1016	0.5	< 0.5 U
53469-21-9	Aroclor 1242	0.5	< 0.5 U
12672-29-6	Aroclor 1248	0.5	< 0.5 U
11097-69-1	Aroclor 1254	0.5	< 0.5 U
11096-82-5	Aroclor 1260	0.5	< 0.5 U
11104-28-2	Aroclor 1221	0.5	< 0.5 U
11141-16-5	Aroclor 1232	0.5	< 0.5 U

Reported in Total µg

PCB Surrogate Recovery

Decachlorobiphenyl	101%
Tetrachlorometaxylene	95.0%

ANALYTICAL RESOURCES INCORPORATED

ORGANICS ANALYSIS DATA SHEET
PCB by GC/ECD Method SW8082
Page 1 of 1

Sample ID: Filter-Blank-050714
SAMPLE

Lab Sample ID: IH29M
LIMS ID: 05-11915
Matrix: Wipe
Data Release Authorized:
Reported: 08/02/05

QC Report No: IH29-Anchor Environmental
Project: KC Former Scott Mill
00010501/T2
Date Sampled: 07/14/05
Date Received: 07/18/05

Date Extracted: 07/26/05
Date Analyzed: 07/30/05 03:27
Instrument/Analyst: ECD5/PK
GPC Cleanup: No
Sulfur Cleanup: Yes
Acid Cleanup: Yes

Sample Amount: 1.00 Wipe
Final Extract Volume: 5.0 mL
Dilution Factor: 1.00
Silica Gel: No

CAS Number	Analyte	RL	Result
12674-11-2	Aroclor 1016	0.5	< 0.5 U
53469-21-9	Aroclor 1242	0.5	< 0.5 U
12672-29-6	Aroclor 1248	0.5	< 0.5 U
11097-69-1	Aroclor 1254	0.5	< 0.5 U
11096-82-5	Aroclor 1260	0.5	< 0.5 U
11104-28-2	Aroclor 1221	0.5	< 0.5 U
11141-16-5	Aroclor 1232	0.5	< 0.5 U

Reported in Total µg

PCB Surrogate Recovery

Decachlorobiphenyl	101%
Tetrachlorometaxylene	93.8%

ANALYTICAL RESOURCES INCORPORATED

ORGANICS ANALYSIS DATA SHEET
PSDDA PCB by GC/ECD **Sample ID: SRM SQ-1**
Page 1 of 1 **STANDARD REFERENCE**

Lab Sample ID: SRM SQ-1
LIMS ID: 05-11905
Matrix: Sediment
Data Release Authorized:
Reported: 08/02/05

QC Report No: IH29-Anchor Environmental
Project: KC Former Scott Mill
00010501/T2
Date Sampled: NA
Date Received: NA

Date Extracted: 07/26/05
Date Analyzed: 07/29/05 23:29
Instrument/Analyst: ECD5/PK
GPC Cleanup: No
Sulfur Cleanup: Yes
Acid Cleanup: Yes
Florisil Cleanup: No

Sample Amount: 15.0 g-dry-wt
Final Extract Volume: 5.0 mL
Dilution Factor: 1.00
Silica Gel: No
pH: NA
Percent Moisture: 40.2%

CAS Number	Analyte	RL	Result
12674-11-2	Aroclor 1016	33	< 33 U
53469-21-9	Aroclor 1242	33	< 33 U
12672-29-6	Aroclor 1248	33	< 33 U
11097-69-1	**Aroclor 1254**	**33**	**200**
11096-82-5	Aroclor 1260	33	< 33 U
11104-28-2	Aroclor 1221	33	< 33 U
11141-16-5	Aroclor 1232	33	< 33 U

Reported in µg/kg (ppb)

PCB Surrogate Recovery

Decachlorobiphenyl	104%
Tetrachlorometaxylene	111%

ANALYTICAL RESOURCES INCORPORATED

SW8082/PCB SOIL/SEDIMENTS SURROGATE RECOVERY SUMMARY

Matrix: Sediment

QC Report No: IH29-Anchor Environmental
Project: KC Former Scott Mill
00010501/T2

Client ID	DCBP	TCMX	TOT OUT
AN-RI-SEDC-01A	97.0%	91.0%	0
AN-RI-SEDC-01B	96.8%	91.0%	0
MB-072605	106%	96.2%	0
LCS-072605	106%	93.8%	0
SRM SQ-1	104%	111%	0
AN-RI-SEDC-01C	103%	92.2%	0
AN-RI-SEDC-01C MS	97.0%	91.8%	0
AN-RI-SEDC-01C MSD	101%	92.2%	0
AN-RI-SEDC-03A	94.0%	82.8%	0
AN-RI-SEDC-03B	92.5%	81.0%	0
AN-RI-SEDC-03C	98.5%	89.2%	0
AN-RI-SEDC-04A	88.5%	88.5%	0
AN-RI-SEDC-04B	104%	99.5%	0
AN-RI-SEDC-04C	92.0%	92.8%	0
AN-RI-SEDS-05-SS	95.0%	76.5%	0

	LCS/MB LIMITS	QC LIMITS
(DCBP) = Decachlorobiphenyl	(49-140)	(30-164)
(TCMX) = Tetrachlorometaxylene	(30-135)	(26-143)

Prep Method: SW3550B
Log Number Range: 05-11903 to 05-11912

FORM-II SW8082

ANALYTICAL RESOURCES INCORPORATED

SW8082/PCB WIPES SURROGATE RECOVERY SUMMARY

Matrix: Wipe

QC Report No: IH29-Anchor Environmental
Project: KC Former Scott Mill
00010501/T2

Client ID	DCBP	TCMX	TOT OUT
Filter-Wipe-050714	101%	95.0%	0
Filter-Blank-050714	101%	93.8%	0

	LCS/MB LIMITS	QC LIMITS
(DCBP) = Decachlorobiphenyl	(70-141)	(20-148)
(TCMX) = Tetrachlorometaxylene	(73-129)	(20-137)

Prep Method: SW3550B
Log Number Range: 05-11914 to 05-11915

FORM-II SW8082

ANALYTICAL RESOURCES INCORPORATED

ORGANICS ANALYSIS DATA SHEET
PSDDA PCB by GC/ECD
Page 1 of 1

Sample ID: AN-RI-SEDC-01C
MS/MSD

Lab Sample ID: IH29C
LIMS ID: 05-11905
Matrix: Sediment
Data Release Authorized:
Reported: 08/02/05

QC Report No: IH29-Anchor Environmental
Project: KC Former Scott Mill
00010501/T2
Date Sampled: 07/15/05
Date Received: 07/18/05

Date Extracted MS/MSD: 07/26/05

Date Analyzed MS: 07/30/05 00:37
MSD: 07/30/05 00:54
Instrument/Analyst MS: ECD5/PK
MSD: ECD5/PK
GPC Cleanup: No
Sulfur Cleanup: Yes
Acid Cleanup: Yes
Florisil Cleanup: No

Sample Amount MS: 25.8 g-dry-wt
MSD: 25.8 g-dry-wt
Final Extract Volume MS: 5.0 mL
MSD: 5.0 mL
Dilution Factor MS: 1.00
MSD: 1.00
Silica Gel: No
pH: 8.1
Percent Moisture: 20.1%

Analyte	Sample	MS	Spike Added-MS	MS Recovery	MSD	Spike Added-MSD	MSD Recovery	RPD
Aroclor 1016	< 19.2 U	81.3	99.3	81.9%	83.4	99.3	84.0%	2.6%
Aroclor 1260	< 19.2 U	92.5	99.3	93.2%	95.2	99.3	95.9%	2.9%

Results reported in µg/kg (ppb)
RPD calculated using sample concentrations per SW846.

ANALYTICAL RESOURCES INCORPORATED

ORGANICS ANALYSIS DATA SHEET
PSDDA PCB by GC/ECD
Page 1 of 1

Sample ID: AN-RI-SEDC-01C
MATRIX SPIKE

Lab Sample ID: IH29C
LIMS ID: 05-11905
Matrix: Sediment
Data Release Authorized:
Reported: 08/02/05

QC Report No: IH29-Anchor Environmental
Project: KC Former Scott Mill
00010501/T2
Date Sampled: 07/15/05
Date Received: 07/18/05

Date Extracted: 07/26/05
Date Analyzed: 07/30/05 00:37
Instrument/Analyst: ECD5/PK
GPC Cleanup: No
Sulfur Cleanup: Yes
Acid Cleanup: Yes
Florisil Cleanup: No

Sample Amount: 25.8 g-dry-wt
Final Extract Volume: 5.0 mL
Dilution Factor: 1.00
Silica Gel: No
pH: 8.1
Percent Moisture: 20.1%

CAS Number	Analyte	RL	Result
12674-11-2	Aroclor 1016	19	---
53469-21-9	Aroclor 1242	19	< 19 U
12672-29-6	Aroclor 1248	19	< 19 U
11097-69-1	Aroclor 1254	19	< 19 U
11096-82-5	Aroclor 1260	19	---
11104-28-2	Aroclor 1221	19	< 19 U
11141-16-5	Aroclor 1232	19	< 19 U

Reported in µg/kg (ppb)

PCB Surrogate Recovery

Decachlorobiphenyl	97.0%
Tetrachlorometaxylene	91.8%

ANALYTICAL RESOURCES INCORPORATED

ORGANICS ANALYSIS DATA SHEET
PSDDA PCB by GC/ECD
Page 1 of 1

Sample ID: AN-RI-SEDC-01C
MATRIX SPIKE DUP

Lab Sample ID: IH29C
LIMS ID: 05-11905
Matrix: Sediment
Data Release Authorized:
Reported: 08/02/05

QC Report No: IH29-Anchor Environmental
Project: KC Former Scott Mill
00010501/T2
Date Sampled: 07/15/05
Date Received: 07/18/05

Date Extracted: 07/26/05
Date Analyzed: 07/30/05 00:54
Instrument/Analyst: ECD5/PK
GPC Cleanup: No
Sulfur Cleanup: Yes
Acid Cleanup: Yes
Florisil Cleanup: No

Sample Amount: 25.8 g-dry-wt
Final Extract Volume: 5.0 mL
Dilution Factor: 1.00
Silica Gel: No
pH: 8.1
Percent Moisture: 20.1%

CAS Number	Analyte	RL	Result
12674-11-2	Aroclor 1016	19	---
53469-21-9	Aroclor 1242	19	< 19 U
12672-29-6	Aroclor 1248	19	< 19 U
11097-69-1	Aroclor 1254	19	< 19 U
11096-82-5	Aroclor 1260	19	---
11104-28-2	Aroclor 1221	19	< 19 U
11141-16-5	Aroclor 1232	19	< 19 U

Reported in µg/kg (ppb)

PCB Surrogate Recovery

Decachlorobiphenyl	101%
Tetrachlorometaxylene	92.2%

ANALYTICAL RESOURCES INCORPORATED

ORGANICS ANALYSIS DATA SHEET
PSDDA PCB by GC/ECD
Page 1 of 1

Sample ID: LCS-072605
LAB CONTROL

Lab Sample ID: LCS-072605
LIMS ID: 05-11905
Matrix: Sediment
Data Release Authorized:
Reported: 08/02/05

QC Report No: IH29-Anchor Environmental
Project: KC Former Scott Mill
00010501/T2
Date Sampled: NA
Date Received: NA

Date Extracted: 07/26/05
Date Analyzed: 07/29/05 23:12
Instrument/Analyst: ECD5/PK
GPC Cleanup: No
Sulfur Cleanup: Yes
Acid Cleanup: Yes
Florisil Cleanup: No

Sample Amount: 25.0 g-dry-wt
Final Extract Volume: 5.0 mL
Dilution Factor: 1.00
Silica Gel: No
pH: NA
Percent Moisture: NA

Analyte	Lab Control	Spike Added	Recovery
Aroclor 1016	88.2	102	86.5%
Aroclor 1260	100	102	98.0%

PCB Surrogate Recovery

Decachlorobiphenyl	106%
Tetrachlorometaxylene	93.8%

Results reported in µg/kg (ppb)

4

PCB METHOD BLANK SUMMARY

BLANK NO.

IH29MBS1

Lab Name: ANALYTICAL RESOURCES, INC Client: ANCHOR

ARI Job No.: IH28 Project: KC FORMER SCOTT MILL

Lab Sample ID: IH29MBS1 Lab File ID: 0729B034

Date Extracted: 07/26/05 Matrix: SOLID

Date Analyzed: 07/29/05 Instrument ID: ECD5

Time Analyzed: 2255 GC Columns: CLP-PEST/ZB35

THIS METHOD BLANK APPLIES TO THE FOLLOWING SAMPLES, MS and MSD:

	CLIENT SAMPLE NO.	LAB SAMPLE ID	DATE ANALYZED
01	IH29LCSS1	IH29LCSS1	07/29/05
02	SQ-1	IH28SRM	07/29/05
03	AN-RI-SEDC-01A	IH29A	07/29/05
04	AN-RI-SEDC-01B	IH29B	07/30/05
05	AN-RI-SEDC-01C	IH29C	07/30/05
06	AN-RI-SEDC-01C MS	IH29CMS	07/30/05
07	AN-RI-SEDC-01C MSD	IH29CMSD	07/30/05
08	AN-RI-SEDC-03A	IH29D	07/30/05
09	AN-RI-SEDC-03B	IH29E	07/30/05
10	AN-RI-SEDC-03C	IH29F	07/30/05
11	AN-RI-SEDC-04A	IH29G	07/30/05
12	AN-RI-SEDC-04B	IH29H	07/30/05
13	AN-RI-SEDC-04C	IH29I	07/30/05
14	AN-RI-SEDS-05-SS	IH29J	07/30/05
15	FILTER-WIPE-050714	IH29L	07/30/05
16	FILTER-BLANK-050714	IH29M	07/30/05

FORM IV PCB

ANALYTICAL RESOURCES INCORPORATED

ORGANICS ANALYSIS DATA SHEET
PSDDA PCB by GC/ECD
Page 1 of 1

Sample ID: MB-072605
METHOD BLANK

Lab Sample ID: MB-072605
LIMS ID: 05-11905
Matrix: Sediment
Data Release Authorized:
Reported: 08/02/05

QC Report No: IH29-Anchor Environmental
Project: KC Former Scott Mill
00010501/T2
Date Sampled: NA
Date Received: NA

Date Extracted: 07/26/05
Date Analyzed: 07/29/05 22:55
Instrument/Analyst: ECD5/PK
GPC Cleanup: No
Sulfur Cleanup: Yes
Acid Cleanup: Yes
Florisil Cleanup: No

Sample Amount: 25.0 g
Final Extract Volume: 5.0 mL
Dilution Factor: 1.00
Silica Gel: No
pH: NA
Percent Moisture: NA

CAS Number	Analyte	RL	Result
12674-11-2	Aroclor 1016	20	< 20 U
53469-21-9	Aroclor 1242	20	< 20 U
12672-29-6	Aroclor 1248	20	< 20 U
11097-69-1	Aroclor 1254	20	< 20 U
11096-82-5	Aroclor 1260	20	< 20 U
11104-28-2	Aroclor 1221	20	< 20 U
11141-16-5	Aroclor 1232	20	< 20 U

Reported in µg/kg (ppb)

PCB Surrogate Recovery

Decachlorobiphenyl	106%
Tetrachlorometaxylene	96.2%

METALS

ANALYTICAL RESOURCES INCORPORATED

INORGANICS ANALYSIS DATA SHEET
TOTAL METALS
Page 1 of 1

Sample ID: AN-RI-SEDC-01A
SAMPLE

Lab Sample ID: IH29A
LIMS ID: 05-11903
Matrix: Sediment
Data Release Authorized:
Reported: 08/04/05

QC Report No: IH29-Anchor Environmental
Project: KC Former Scott Mill
00010501/T2
Date Sampled: 07/15/05
Date Received: 07/18/05

Percent Total Solids: 76.7%

Prep Meth	Prep Date	Analysis Method	Analysis Date	CAS Number	Analyte	RL	mg/kg-dry	Q
3050B	07/26/05	6010B	07/28/05	7440-36-0	Antimony	6	6	U
3050B	07/26/05	6010B	07/28/05	**7440-38-2**	**Arsenic**	6	**6**	
3050B	07/26/05	6010B	07/28/05	**7440-43-9**	**Cadmium**	0.3	**0.8**	
3050B	07/26/05	6010B	07/28/05	**7440-50-8**	**Copper**	0.3	**10.0**	
3050B	07/26/05	6010B	07/28/05	**7439-92-1**	**Lead**	3	**5**	
CLP	08/02/05	7471A	08/02/05	7439-97-6	Mercury	0.06	0.06	U
3050B	07/26/05	6010B	07/28/05	**7440-02-0**	**Nickel**	1	**10**	
3050B	07/26/05	6010B	07/28/05	7440-22-4	Silver	0.4	0.4	U
3050B	07/26/05	6010B	07/28/05	**7440-66-6**	**Zinc**	0.8	**26.6**	

U-Analyte undetected at given RL
RL-Reporting Limit

ANALYTICAL RESOURCES INCORPORATED

INORGANICS ANALYSIS DATA SHEET
TOTAL METALS

Sample ID: AN-RI-SEDC-01A
DUPLICATE

Lab Sample ID: IH29A
LIMS ID: 05-11903
Matrix: Sediment
Data Release Authorized:
Reported: 08/04/05

QC Report No: IH29-Anchor Environmental
Project: KC Former Scott Mill
00010501/T2
Date Sampled: 07/15/05
Date Received: 07/18/05

MATRIX DUPLICATE QUALITY CONTROL REPORT

Analyte	Analysis Method	Sample	Duplicate	RPD	Control Limit	Q
Antimony	6010B	6 U	6 U	0.0%	+/- 6	L
Arsenic	6010B	6	6 U	0.0%	+/- 6	L
Cadmium	6010B	0.8	0.8	0.0%	+/- 0.3	L
Copper	6010B	10.0	9.5	5.1%	+/- 20%	
Lead	6010B	5	4	22.2%	+/- 3	L
Mercury	7471A	0.06 U	0.06 U	0.0%	+/- 0.06	L
Nickel	6010B	10	10	0.0%	+/- 20%	
Silver	6010B	0.4 U	0.4 U	0.0%	+/- 0.4	L
Zinc	6010B	26.6	25.7	3.4%	+/- 20%	

Reported in mg/kg-dry

*-Control Limit Not Met
L-RPD Invalid, Limit = Detection Limit

ANALYTICAL RESOURCES INCORPORATED

INORGANICS ANALYSIS DATA SHEET
TOTAL METALS

Sample ID: AN-RI-SEDC-01A
MATRIX SPIKE

Lab Sample ID: IH29A
LIMS ID: 05-11903
Matrix: Sediment
Data Release Authorized:
Reported: 08/04/05

QC Report No: IH29-Anchor Environmental
Project: KC Former Scott Mill
00010501/T2
Date Sampled: 07/15/05
Date Received: 07/18/05

MATRIX SPIKE QUALITY CONTROL REPORT

Analyte	Analysis Method	Sample	Spike	Spike Added	% Recovery	Q
Antimony	6010B	6 U	69	260	26.5%	N
Arsenic	6010B	6	260	260	97.7%	
Cadmium	6010B	0.8	63.4	64.9	96.5%	
Copper	6010B	10.0	74.1	64.9	98.8%	
Lead	6010B	5	244	260	91.9%	
Mercury	7471A	0.06 U	0.63	0.615	102%	
Nickel	6010B	10	68	64.9	89.4%	
Silver	6010B	0.4 U	61.4	64.9	94.6%	
Zinc	6010B	26.6	83.9	64.9	88.3%	

Reported in mg/kg-dry

N-Control Limit Not Met
H-% Recovery Not Applicable, Sample Concentration Too High
NA-Not Applicable, Analyte Not Spiked

Percent Recovery Limits: 75-125%

ANALYTICAL RESOURCES INCORPORATED

INORGANICS ANALYSIS DATA SHEET
TOTAL METALS

Sample ID: AN-RI-SEDC-01B
SAMPLE

Lab Sample ID: IH29B
LIMS ID: 05-11904
Matrix: Sediment
Data Release Authorized: BL
Reported: 08/04/05

QC Report No: IH29-Anchor Environmental
Project: KC Former Scott Mill
00010501/T2
Date Sampled: 07/15/05
Date Received: 07/18/05

Percent Total Solids: 78.9%

Prep Meth	Prep Date	Analysis Method	Analysis Date	CAS Number	Analyte	RL	mg/kg-dry	Q
3050B	07/26/05	6010B	07/28/05	7440-36-0	Antimony	6	6	U
3050B	07/26/05	6010B	07/28/05	**7440-38-2**	**Arsenic**	6	**7**	
3050B	07/26/05	6010B	07/28/05	**7440-43-9**	**Cadmium**	0.2	**0.5**	
3050B	07/26/05	6010B	07/28/05	**7440-50-8**	**Copper**	0.2	**10.7**	
3050B	07/26/05	6010B	07/28/05	7439-92-1	Lead	2	2	U
CLP	08/02/05	7471A	08/02/05	7439-97-6	Mercury	0.06	0.06	U
3050B	07/26/05	6010B	07/28/05	**7440-02-0**	**Nickel**	1	**11**	
3050B	07/26/05	6010B	07/28/05	7440-22-4	Silver	0.4	0.4	U
3050B	07/26/05	6010B	07/28/05	**7440-66-6**	**Zinc**	0.7	**19.5**	

U-Analyte undetected at given RL
RL-Reporting Limit

ANALYTICAL RESOURCES INCORPORATED

INORGANICS ANALYSIS DATA SHEET
TOTAL METALS

Sample ID: AN-RI-SEDC-01C
SAMPLE

Lab Sample ID: IH29C
LIMS ID: 05-11905
Matrix: Sediment
Data Release Authorized:
Reported: 08/04/05

QC Report No: IH29-Anchor Environmental
Project: KC Former Scott Mill
00010501/T2
Date Sampled: 07/15/05
Date Received: 07/18/05

Percent Total Solids: 79.7%

Prep Meth	Prep Date	Analysis Method	Analysis Date	CAS Number	Analyte	RL	mg/kg-dry	Q
3050B	07/26/05	6010B	07/28/05	7440-36-0	Antimony	6	6	U
3050B	07/26/05	6010B	07/28/05	**7440-38-2**	**Arsenic**	6	**7**	
3050B	07/26/05	6010B	07/28/05	7440-43-9	Cadmium	0.2	0.2	U
3050B	07/26/05	6010B	07/28/05	**7440-50-8**	**Copper**	0.2	**41.1**	
3050B	07/26/05	6010B	07/28/05	**7439-92-1**	**Lead**	2	**6**	
CLP	08/02/05	7471A	08/02/05	7439-97-6	Mercury	0.06	0.06	U
3050B	07/26/05	6010B	07/28/05	**7440-02-0**	**Nickel**	1	**37**	
3050B	07/26/05	6010B	07/28/05	7440-22-4	Silver	0.4	0.4	U
3050B	07/26/05	6010B	07/28/05	**7440-66-6**	**Zinc**	0.7	**62.7**	

U-Analyte undetected at given RL
RL-Reporting Limit

ANALYTICAL RESOURCES INCORPORATED

INORGANICS ANALYSIS DATA SHEET
TOTAL METALS

Sample ID: AN-RI-SEDC-03A
SAMPLE

Lab Sample ID: IH29D
LIMS ID: 05-11906
Matrix: Sediment
Data Release Authorized:
Reported: 08/04/05

QC Report No: IH29-Anchor Environmental
Project: KC Former Scott Mill
00010501/T2
Date Sampled: 07/15/05
Date Received: 07/18/05

Percent Total Solids: 63.1%

Prep Meth	Prep Date	Analysis Method	Analysis Date	CAS Number	Analyte	RL	mg/kg-dry	Q
3050B	07/26/05	6010B	07/28/05	7440-36-0	Antimony	8	8	U
3050B	07/26/05	6010B	07/28/05	7440-38-2	Arsenic	8	8	U
3050B	07/26/05	6010B	07/28/05	**7440-43-9**	**Cadmium**	0.3	**0.5**	
3050B	07/26/05	6010B	07/28/05	**7440-50-8**	**Copper**	0.3	**79.0**	
3050B	07/26/05	6010B	07/28/05	**7439-92-1**	**Lead**	3	**52**	
CLP	08/02/05	7471A	08/02/05	**7439-97-6**	**Mercury**	0.08	**0.21**	
3050B	07/26/05	6010B	07/28/05	**7440-02-0**	**Nickel**	2	**27**	
3050B	07/26/05	6010B	07/28/05	7440-22-4	Silver	0.5	0.5	U
3050B	07/26/05	6010B	07/28/05	**7440-66-6**	**Zinc**	0.9	**43.6**	

U-Analyte undetected at given RL
RL-Reporting Limit

ANALYTICAL RESOURCES INCORPORATED

INORGANICS ANALYSIS DATA SHEET
TOTAL METALS
Page 1 of 1

Sample ID: AN-RI-SEDC-03B
SAMPLE

Lab Sample ID: IH29E
LIMS ID: 05-11907
Matrix: Sediment
Data Release Authorized:
Reported: 08/04/05

QC Report No: IH29-Anchor Environmental
Project: KC Former Scott Mill
00010501/T2
Date Sampled: 07/15/05
Date Received: 07/18/05

Percent Total Solids: 77.0%

Prep Meth	Prep Date	Analysis Method	Analysis Date	CAS Number	Analyte	RL	mg/kg-dry	Q
3050B	07/26/05	6010B	07/28/05	7440-36-0	Antimony	6	6	U
3050B	07/26/05	6010B	07/28/05	**7440-38-2**	**Arsenic**	6	**8**	
3050B	07/26/05	6010B	07/28/05	7440-43-9	Cadmium	0.3	0.3	U
3050B	07/26/05	6010B	07/28/05	**7440-50-8**	**Copper**	0.3	**37.9**	
3050B	07/26/05	6010B	07/28/05	**7439-92-1**	**Lead**	3	**8**	
CLP	08/02/05	7471A	08/02/05	7439-97-6	Mercury	0.06	0.06	U
3050B	07/26/05	6010B	07/28/05	**7440-02-0**	**Nickel**	1	**36**	
3050B	07/26/05	6010B	07/28/05	7440-22-4	Silver	0.4	0.4	U
3050B	07/26/05	6010B	07/28/05	**7440-66-6**	**Zinc**	0.8	**47.8**	

U-Analyte undetected at given RL
RL-Reporting Limit

ANALYTICAL RESOURCES INCORPORATED

INORGANICS ANALYSIS DATA SHEET
TOTAL METALS
Page 1 of 1

Sample ID: AN-RI-SEDC-03C
SAMPLE

Lab Sample ID: IH29F
LIMS ID: 05-11908
Matrix: Sediment
Data Release Authorized:
Reported: 08/04/05

QC Report No: IH29-Anchor Environmental
Project: KC Former Scott Mill
00010501/T2
Date Sampled: 07/15/05
Date Received: 07/18/05

Percent Total Solids: 80.2%

Prep Meth	Prep Date	Analysis Method	Analysis Date	CAS Number	Analyte	RL	mg/kg-dry	Q
3050B	07/26/05	6010B	07/28/05	7440-36-0	Antimony	6	6	U
3050B	07/26/05	6010B	07/28/05	**7440-38-2**	**Arsenic**	6	**8**	
3050B	07/26/05	6010B	07/28/05	7440-43-9	Cadmium	0.2	0.2	U
3050B	07/26/05	6010B	07/28/05	**7440-50-8**	**Copper**	0.2	**37.0**	
3050B	07/26/05	6010B	07/28/05	**7439-92-1**	**Lead**	2	**5**	
CLP	08/02/05	7471A	08/02/05	7439-97-6	Mercury	0.06	0.06	U
3050B	07/26/05	6010B	07/28/05	**7440-02-0**	**Nickel**	1	**43**	
3050B	07/26/05	6010B	07/28/05	7440-22-4	Silver	0.3	0.3	U
3050B	07/26/05	6010B	07/28/05	**7440-66-6**	**Zinc**	0.7	**53.1**	

U-Analyte undetected at given RL
RL-Reporting Limit

ANALYTICAL RESOURCES INCORPORATED

INORGANICS ANALYSIS DATA SHEET
TOTAL METALS
Page 1 of 1

Sample ID: AN-RI-SEDC-04A
SAMPLE

Lab Sample ID: IH29G
LIMS ID: 05-11909
Matrix: Sediment
Data Release Authorized:
Reported: 08/04/05

QC Report No: IH29-Anchor Environmental
Project: KC Former Scott Mill
00010501/T2
Date Sampled: 07/15/05
Date Received: 07/18/05

Percent Total Solids: 63.0%

Prep Meth	Prep Date	Analysis Method	Analysis Date	CAS Number	Analyte	RL	mg/kg-dry	Q
3050B	07/26/05	6010B	07/28/05	7440-36-0	Antimony	7	7	U
3050B	07/26/05	6010B	07/28/05	7440-38-2	Arsenic	7	7	U
3050B	07/26/05	6010B	07/28/05	**7440-43-9**	**Cadmium**	0.3	**0.8**	
3050B	07/26/05	6010B	07/28/05	**7440-50-8**	**Copper**	0.3	**24.0**	
3050B	07/26/05	6010B	07/28/05	**7439-92-1**	**Lead**	3	**6**	
CLP	08/02/05	7471A	08/02/05	**7439-97-6**	**Mercury**	0.07	**0.07**	
3050B	07/26/05	6010B	07/28/05	**7440-02-0**	**Nickel**	1	**14**	
3050B	07/26/05	6010B	07/28/05	7440-22-4	Silver	0.4	0.4	U
3050B	07/26/05	6010B	07/28/05	**7440-66-6**	**Zinc**	0.9	**31.7**	

U-Analyte undetected at given RL
RL-Reporting Limit

ANALYTICAL RESOURCES INCORPORATED

INORGANICS ANALYSIS DATA SHEET
TOTAL METALS

Sample ID: AN-RI-SEDC-04B
SAMPLE

Lab Sample ID: IH29H
LIMS ID: 05-11910
Matrix: Sediment
Data Release Authorized:
Reported: 08/04/05

QC Report No: IH29-Anchor Environmental
Project: KC Former Scott Mill
00010501/T2
Date Sampled: 07/15/05
Date Received: 07/18/05

Percent Total Solids: 62.4%

Prep Meth	Prep Date	Analysis Method	Analysis Date	CAS Number	Analyte	RL	mg/kg-dry	Q
3050B	07/26/05	6010B	07/28/05	7440-36-0	Antimony	8	8	U
3050B	07/26/05	6010B	07/28/05	7440-38-2	Arsenic	8	8	U
3050B	07/26/05	6010B	07/28/05	**7440-43-9**	**Cadmium**	0.3	**1.1**	
3050B	07/26/05	6010B	07/28/05	**7440-50-8**	**Copper**	0.3	**15.3**	
3050B	07/26/05	6010B	07/28/05	**7439-92-1**	**Lead**	3	**4**	
CLP	08/02/05	7471A	08/02/05	7439-97-6	Mercury	0.08	0.08	U
3050B	07/26/05	6010B	07/28/05	**7440-02-0**	**Nickel**	2	**20**	
3050B	07/26/05	6010B	07/28/05	7440-22-4	Silver	0.5	0.5	U
3050B	07/26/05	6010B	07/28/05	**7440-66-6**	**Zinc**	0.9	**40.7**	

U-Analyte undetected at given RL
RL-Reporting Limit

ANALYTICAL RESOURCES INCORPORATED

INORGANICS ANALYSIS DATA SHEET
TOTAL METALS
Page 1 of 1

Sample ID: AN-RI-SEDC-04C
SAMPLE

Lab Sample ID: IH29I
LIMS ID: 05-11911
Matrix: Sediment
Data Release Authorized:
Reported: 08/04/05

QC Report No: IH29-Anchor Environmental
Project: KC Former Scott Mill
00010501/T2
Date Sampled: 07/15/05
Date Received: 07/18/05

Percent Total Solids: 64.0%

Prep Meth	Prep Date	Analysis Method	Analysis Date	CAS Number	Analyte	RL	mg/kg-dry	Q
3050B	07/26/05	6010B	07/28/05	7440-36-0	Antimony	7	7	U
3050B	07/26/05	6010B	07/28/05	**7440-38-2**	**Arsenic**	7	**8**	
3050B	07/26/05	6010B	07/28/05	**7440-43-9**	**Cadmium**	0.3	**0.7**	
3050B	07/26/05	6010B	07/28/05	**7440-50-8**	**Copper**	0.3	**17.4**	
3050B	07/26/05	6010B	07/28/05	**7439-92-1**	**Lead**	3	**4**	
CLP	08/02/05	7471A	08/02/05	7439-97-6	Mercury	0.08	0.08	U
3050B	07/26/05	6010B	07/28/05	**7440-02-0**	**Nickel**	1	**24**	
3050B	07/26/05	6010B	07/28/05	7440-22-4	Silver	0.4	0.4	U
3050B	07/26/05	6010B	07/28/05	**7440-66-6**	**Zinc**	0.9	**44.8**	

U-Analyte undetected at given RL
RL-Reporting Limit

ANALYTICAL RESOURCES INCORPORATED

INORGANICS ANALYSIS DATA SHEET
TOTAL METALS

Sample ID: AN-RI-SEDS-05-SS
SAMPLE

Lab Sample ID: IH29J
LIMS ID: 05-11912
Matrix: Sediment
Data Release Authorized:
Reported: 08/04/05

QC Report No: IH29-Anchor Environmental
Project: KC Former Scott Mill
00010501/T2
Date Sampled: 07/14/05
Date Received: 07/18/05

Percent Total Solids: 71.1%

Prep Meth	Prep Date	Analysis Method	Analysis Date	CAS Number	Analyte	RL	mg/kg-dry	Q
3050B	07/26/05	6010B	07/28/05	7440-36-0	Antimony	7	7	U
3050B	07/26/05	6010B	07/28/05	7440-38-2	Arsenic	7	7	U
3050B	07/26/05	6010B	07/28/05	**7440-43-9**	**Cadmium**	0.3	**0.4**	
3050B	07/26/05	6010B	07/28/05	**7440-50-8**	**Copper**	0.3	**28.5**	
3050B	07/26/05	6010B	07/28/05	**7439-92-1**	**Lead**	3	**10**	
CLP	08/02/05	7471A	08/02/05	7439-97-6	Mercury	0.06	0.06	U
3050B	07/26/05	6010B	07/28/05	**7440-02-0**	**Nickel**	1	**14**	
3050B	07/26/05	6010B	07/28/05	7440-22-4	Silver	0.4	0.4	U
3050B	07/26/05	6010B	07/28/05	**7440-66-6**	**Zinc**	0.8	**31.0**	

U-Analyte undetected at given RL
RL-Reporting Limit

ANALYTICAL RESOURCES INCORPORATED

INORGANICS ANALYSIS DATA SHEET
TOTAL METALS

Sample No: Filter-Wipe-050714

Lab Sample ID: IH29L
LIMS ID: 05-11914
Matrix: Wipe

QC Report No: IH29-Anchor Environmental
Project: KC Former Scott Mill
00010501/T2
Date Sampled: 07/14/05
Date Received: 07/18/05

Data Release Authorized:
Reported: 08/04/05

Percent Total Solids: 100%

Prep Meth	Prep Date	Analysis Method	Analysis Date	CAS Number	Analyte	RL	ug/sample
6010B	07/20/05	6010B	07/28/05	7440-36-0	Antimony	5	5 U
6010B	07/20/05	6010B	07/28/05	7440-38-2	Arsenic	5	5 U
6010B	07/20/05	6010B	07/28/05	7440-43-9	Cadmium	0.2	0.2 U
6010B	07/20/05	6010B	07/28/05	**7440-50-8**	**Copper**	0.2	**0.8**
6010B	07/20/05	6010B	07/28/05	7439-92-1	Lead	2	2 U
7470A	07/21/05	7470A	07/22/05	7439-97-6	Mercury	0.01	0.01 U
6010B	07/20/05	6010B	07/28/05	7440-02-0	Nickel	1	1 U
6010B	07/20/05	6010B	07/28/05	7440-22-4	Silver	0.3	0.3 U
6010B	07/20/05	6010B	07/28/05	**7440-66-6**	**Zinc**	0.6	**4.3**

U Analyte undetected at given RL

RL Reporting Limit

FORM-I

ANALYTICAL RESOURCES INCORPORATED

INORGANICS ANALYSIS DATA SHEET
TOTAL METALS

Sample No: Filter-Blank-050714

Lab Sample ID: IH29M
LIMS ID: 05-11915
Matrix: Wipe

QC Report No: IH29-Anchor Environmental
Project: KC Former Scott Mill
00010501/T2
Date Sampled: 07/14/05
Date Received: 07/18/05

Data Release Authorized:
Reported: 08/04/05

Percent Total Solids: 100%

Prep Meth	Prep Date	Analysis Method	Analysis Date	CAS Number	Analyte	RL	ug/sample
6010B	07/20/05	6010B	07/28/05	7440-36-0	Antimony	5	5 U
6010B	07/20/05	6010B	07/28/05	7440-38-2	Arsenic	5	5 U
6010B	07/20/05	6010B	07/28/05	7440-43-9	Cadmium	0.2	0.2 U
6010B	07/20/05	6010B	07/28/05	**7440-50-8**	**Copper**	0.2	**0.5**
6010B	07/20/05	6010B	07/28/05	7439-92-1	Lead	2	2 U
7470A	07/21/05	7470A	07/22/05	7439-97-6	Mercury	0.01	0.01 U
6010B	07/20/05	6010B	07/28/05	7440-02-0	Nickel	1	1 U
6010B	07/20/05	6010B	07/28/05	7440-22-4	Silver	0.3	0.3 U
6010B	07/20/05	6010B	07/28/05	**7440-66-6**	**Zinc**	0.6	**2.3**

U Analyte undetected at given RL

RL Reporting Limit

FORM-I

ANALYTICAL RESOURCES INCORPORATED

INORGANICS ANALYSIS DATA SHEET
TOTAL METALS

Lab Sample ID: IH29LCS
LIMS ID: 05-11914
Matrix: Wipe

Sample No: Filter-Wipe-050714
QC Report No: IH29-Anchor Environmental
Project: KC Former Scott Mill
00010501/T2

Data Release Authorized:
Reported: 08/04/05

BLANK SPIKE QUALITY CONTROL REPORT

Analyte	Spike ug/sample	Spike Added	% Recovery	Q
Antimony	59	100	59.0%	N
Arsenic	61	100	61.0%	N
Cadmium	16.0	25.0	64.0%	N
Copper	17.2	25.0	68.8%	N
Lead	60	100	60.0%	N
Mercury	0.086	0.100	86.0%	
Nickel	21.5	25.0	86.0%	
Silver	14.8	25.0	59.2%	N
Zinc	64.4	25.0	258%	N

'Q' codes: N = control limit not met

Control Limits: 80-120%

FORM-VII

ANALYTICAL RESOURCES INCORPORATED

INORGANICS ANALYSIS DATA SHEET
TOTAL METALS
Page 1 of 1

Sample ID: STD REFERENCE
ERA D044540

Lab Sample ID: IH29SRM
LIMS ID: 05-11904
Matrix: Sediment
Data Release Authorized:
Reported: 08/04/05

QC Report No: IH29-Anchor Environmental
Project: KC Former Scott Mill
00010501/T2
Date Sampled: NA
Date Received: NA

Analyte	Analysis Method	Analysis Date	mg/kg-dry	Certified Value	Advisory Range
Antimony	6010B	07/28/05	44	79	5-162
Arsenic	6010B	07/28/05	94	96	76-115
Cadmium	6010B	07/28/05	54.1	54.6	44.5-64.7
Copper	6010B	07/28/05	83.4	83.8	69.0-98.6
Lead	6010B	07/28/05	113	121	98-145
Mercury	7471A	08/02/05	4.79	5.82	3.96-7.68
Nickel	6010B	07/28/05	51	54	44-65
Silver	6010B	07/28/05	101	106	64.9-147
Zinc	6010B	07/28/05	231	243	193-293

*Lower advisory range for antimony is the calculated detection limit.

ANALYTICAL RESOURCES INCORPORATED

INORGANICS ANALYSIS DATA SHEET
TOTAL METALS **Sample ID: METHOD BLANK**

Lab Sample ID: IH29MB
LIMS ID: 05-11904
Matrix: Sediment
Data Release Authorized:
Reported: 08/04/05

QC Report No: IH29-Anchor Environmental
Project: KC Former Scott Mill
00010501/T2
Date Sampled: NA
Date Received: NA

Percent Total Solids: NA

Prep Meth	Prep Date	Analysis Method	Analysis Date	CAS Number	Analyte	RL	mg/kg-dry	Q
3050B	07/26/05	6010B	07/28/05	7440-36-0	Antimony	5	5	U
3050B	07/26/05	6010B	07/28/05	7440-38-2	Arsenic	5	5	U
3050B	07/26/05	6010B	07/28/05	7440-43-9	Cadmium	0.2	0.2	U
3050B	07/26/05	6010B	07/28/05	7440-50-8	Copper	0.2	0.2	U
3050B	07/26/05	6010B	07/28/05	7439-92-1	Lead	2	2	U
CLP	08/02/05	7471A	08/02/05	7439-97-6	Mercury	0.05	0.05	U
3050B	07/26/05	6010B	07/28/05	7440-02-0	Nickel	1	1	U
3050B	07/26/05	6010B	07/28/05	7440-22-4	Silver	0.3	0.3	U
3050B	07/26/05	6010B	07/28/05	7440-66-6	Zinc	0.6	0.6	U

U-Analyte undetected at given RL
RL-Reporting Limit

ANALYTICAL RESOURCES INCORPORATED

INORGANICS ANALYSIS DATA SHEET **Sample No: Method Blank**
TOTAL METALS

Lab Sample ID: IH29MB
LIMS ID: 05-11914
Matrix: Wipe

QC Report No: IH29-Anchor Environmental
Project: KC Former Scott Mill
00010501/T2
Date Sampled: NA
Date Received: NA

Data Release Authorized:
Reported: 08/04/05

Percent Total Solids: NA

Prep Meth	Prep Date	Analysis Method	Analysis Date	CAS Number	Analyte	RL	ug/sample
6010B	07/20/05	6010B	07/28/05	7440-36-0	Antimony	2	2 U
6010B	07/20/05	6010B	07/28/05	7440-38-2	Arsenic	2	2 U
6010B	07/20/05	6010B	07/28/05	7440-43-9	Cadmium	0.1	0.1 U
6010B	07/20/05	6010B	07/28/05	7440-50-8	Copper	0.1	0.1 U
6010B	07/20/05	6010B	07/28/05	7439-92-1	Lead	1	1 U
7470A	07/21/05	7470A	07/22/05	7439-97-6	Mercury	0.005	0.005 U
6010B	07/20/05	6010B	07/28/05	**7440-02-0**	**Nickel**	0.5	**1.4**
6010B	07/20/05	6010B	07/28/05	7440-22-4	Silver	0.2	0.2 U
6010B	07/20/05	6010B	07/28/05	**7440-66-6**	**Zinc**	0.3	**15.2**

U Analyte undetected at given RL

RL Reporting Limit

FORM-I

GENERAL CHEMISTRY

SAMPLE RESULTS-CONVENTIONALS
IH29-Anchor Environmental

ANALYTICAL RESOURCES INCORPORATED

Matrix: Sediment
Data Release Authorized:
Reported: 07/26/05

Project: KC Former Scott Mill
Event: 00010501/T2
Date Sampled: 07/15/05
Date Received: 07/18/05

Client ID: AN-RI-SEDC-01A
ARI ID: 05-11903 IH29A

Analyte	Date	Method	Units	RL	Sample
Total Solids	07/18/05 071805#2	EPA 160.3	Percent	0.01	78.00
Total Organic Carbon	07/22/05 072205#1	Plumb,1981	Percent	0.020	1.20

RL Analytical reporting limit
U Undetected at reported detection limit

SAMPLE RESULTS-CONVENTIONALS
IH29-Anchor Environmental

ANALYTICAL RESOURCES INCORPORATED

Matrix: Sediment
Data Release Authorized:
Reported: 07/26/05

Project: KC Former Scott Mill
Event: 00010501/T2
Date Sampled: 07/15/05
Date Received: 07/18/05

Client ID: AN-RI-SEDC-01B
ARI ID: 05-11904 IH29B

Analyte	Date	Method	Units	RL	Sample
Total Solids	07/18/05 071805#2	EPA 160.3	Percent	0.01	78.40
Total Organic Carbon	07/22/05 072205#1	Plumb,1981	Percent	0.020	0.532

RL Analytical reporting limit
U Undetected at reported detection limit

SAMPLE RESULTS-CONVENTIONALS
IH29-Anchor Environmental

ANALYTICAL RESOURCES INCORPORATED

Matrix: Sediment
Data Release Authorized:
Reported: 07/26/05

Project: KC Former Scott Mill
Event: 00010501/T2
Date Sampled: 07/15/05
Date Received: 07/18/05

Client ID: AN-RI-SEDC-01C
ARI ID: 05-11905 IH29C

Analyte	Date	Method	Units	RL	Sample
Total Solids	07/18/05 071805#2	EPA 160.3	Percent	0.01	80.10
Total Organic Carbon	07/22/05 072205#1	Plumb,1981	Percent	0.020	0.259

RL Analytical reporting limit
U Undetected at reported detection limit

SAMPLE RESULTS-CONVENTIONALS
IH29-Anchor Environmental

ANALYTICAL RESOURCES INCORPORATED

Matrix: Sediment
Data Release Authorized:
Reported: 07/26/05

Project: KC Former Scott Mill
Event: 00010501/T2
Date Sampled: 07/15/05
Date Received: 07/18/05

Client ID: AN-RI-SEDC-03A
ARI ID: 05-11906 IH29D

Analyte	Date	Method	Units	RL	Sample
Total Solids	07/18/05 071805#2	EPA 160.3	Percent	0.01	73.70
Total Organic Carbon	07/22/05 072205#1	Plumb,1981	Percent	0.020	3.23

RL Analytical reporting limit
U Undetected at reported detection limit

SAMPLE RESULTS-CONVENTIONALS
IH29-Anchor Environmental

ANALYTICAL RESOURCES INCORPORATED

Matrix: Sediment
Data Release Authorized: MC
Reported: 07/26/05

Project: KC Former Scott Mill
Event: 00010501/T2
Date Sampled: 07/15/05
Date Received: 07/18/05

Client ID: AN-RI-SEDC-03B
ARI ID: 05-11907 IH29E

Analyte	Date	Method	Units	RL	Sample
Total Solids	07/18/05 071805#2	EPA 160.3	Percent	0.01	78.70
Total Organic Carbon	07/22/05 072205#1	Plumb,1981	Percent	0.020	0.607

RL Analytical reporting limit
U Undetected at reported detection limit

SAMPLE RESULTS-CONVENTIONALS
IH29-Anchor Environmental

ANALYTICAL RESOURCES INCORPORATED

Matrix: Sediment
Data Release Authorized:
Reported: 07/26/05

Project: KC Former Scott Mill
Event: 00010501/T2
Date Sampled: 07/15/05
Date Received: 07/18/05

Client ID: AN-RI-SEDC-03C
ARI ID: 05-11908 IH29F

Analyte	Date	Method	Units	RL	Sample
Total Solids	07/18/05 071805#2	EPA 160.3	Percent	0.01	82.70
Total Organic Carbon	07/22/05 072205#1	Plumb,1981	Percent	0.020	0.297

RL Analytical reporting limit
U Undetected at reported detection limit

SAMPLE RESULTS-CONVENTIONALS
IH29-Anchor Environmental

ANALYTICAL RESOURCES INCORPORATED

Matrix: Sediment
Data Release Authorized:
Reported: 07/26/05

Project: KC Former Scott Mill
Event: 00010501/T2
Date Sampled: 07/15/05
Date Received: 07/18/05

Client ID: AN-RI-SEDC-04A
ARI ID: 05-11909 IH29G

Analyte	Date	Method	Units	RL	Sample
Total Solids	07/18/05 071805#2	EPA 160.3	Percent	0.01	61.30
Total Organic Carbon	07/22/05 072205#1	Plumb,1981	Percent	0.020	2.48

RL Analytical reporting limit
U Undetected at reported detection limit

SAMPLE RESULTS-CONVENTIONALS
IH29-Anchor Environmental

ANALYTICAL RESOURCES INCORPORATED

Matrix: Sediment
Data Release Authorized:
Reported: 07/26/05

Project: KC Former Scott Mill
Event: 00010501/T2
Date Sampled: 07/15/05
Date Received: 07/18/05

Client ID: AN-RI-SEDC-04B
ARI ID: 05-11910 IH29H

Analyte	Date	Method	Units	RL	Sample
Total Solids	07/18/05 071805#2	EPA 160.3	Percent	0.01	62.70
Total Organic Carbon	07/22/05 072205#1	Plumb,1981	Percent	0.020	0.621

RL Analytical reporting limit
U Undetected at reported detection limit

SAMPLE RESULTS-CONVENTIONALS
IH29-Anchor Environmental

ANALYTICAL RESOURCES INCORPORATED

Matrix: Sediment
Data Release Authorized: [signature]
Reported: 07/26/05

Project: KC Former Scott Mill
Event: 00010501/T2
Date Sampled: 07/15/05
Date Received: 07/18/05

Client ID: AN-RI-SEDC-04C
ARI ID: 05-11911 IH29I

Analyte	Date	Method	Units	RL	Sample
Total Solids	07/18/05 071805#2	EPA 160.3	Percent	0.01	63.90
Total Organic Carbon	07/22/05 072205#1	Plumb,1981	Percent	0.020	0.864

RL Analytical reporting limit
U Undetected at reported detection limit

SAMPLE RESULTS-CONVENTIONALS
IH29-Anchor Environmental

ANALYTICAL RESOURCES INCORPORATED

Matrix: Sediment
Data Release Authorized:
Reported: 07/26/05

Project: KC Former Scott Mill
Event: 00010501/T2
Date Sampled: 07/14/05
Date Received: 07/18/05

Client ID: AN-RI-SEDS-05-SS
ARI ID: 05-11912 IH29J

Analyte	Date	Method	Units	RL	Sample
Total Solids	07/18/05 071805#2	EPA 160.3	Percent	0.01	70.70
Total Organic Carbon	07/22/05 072205#1	Plumb,1981	Percent	0.020	1.69

RL Analytical reporting limit
U Undetected at reported detection limit

SAMPLE RESULTS-CONVENTIONALS
IH29-Anchor Environmental

ANALYTICAL RESOURCES INCORPORATED

Matrix: Sediment
Data Release Authorized:
Reported: 07/26/05

Project: KC Former Scott Mill
Event: 00010501/T2
Date Sampled: 07/14/05
Date Received: 07/18/05

Client ID: AN-RI-SEDS-20-WD
ARI ID: 05-11913 IH29K

Analyte	Date	Method	Units	RL	Sample
Total Solids	07/18/05 071805#2	EPA 160.3	Percent	0.01	64.10
Total Organic Carbon	07/22/05 072205#1	Plumb,1981	Percent	0.020	1.56

RL Analytical reporting limit
U Undetected at reported detection limit

METHOD BLANK RESULTS-CONVENTIONALS
IH29-Anchor Environmental

ANALYTICAL RESOURCES INCORPORATED

Matrix: Sediment
Data Release Authorized:
Reported: 07/26/05

Project: KC Former Scott Mill
Event: 00010501/T2
Date Sampled: NA
Date Received: NA

Analyte	Date	Units	Blank
Total Solids	07/18/05	Percent	< 0.01 U
Total Organic Carbon	07/22/05	Percent	< 0.020 U

LAB CONTROL RESULTS-CONVENTIONALS
IH29-Anchor Environmental

ANALYTICAL RESOURCES INCORPORATED

Matrix: Sediment
Data Release Authorized:
Reported: 07/26/05

Project: KC Former Scott Mill
Event: 00010501/T2
Date Sampled: NA
Date Received: NA

Analyte	Date	Units	LCS	Spike Added	Recovery
Total Organic Carbon	07/22/05	Percent	0.529	0.500	105.8%

STANDARD REFERENCE RESULTS-CONVENTIONALS
IH29-Anchor Environmental

ANALYTICAL RESOURCES INCORPORATED

Matrix: Sediment
Data Release Authorized:
Reported: 07/26/05

Project: KC Former Scott Mill
Event: 00010501/T2
Date Sampled: NA
Date Received: NA

Analyte/SRM ID	Date	Units	SRM	True Value	Recovery
Total Organic Carbon NIST #8704	07/22/05	Percent	3.28	3.35	97.9%

REPLICATE RESULTS-CONVENTIONALS
IH29-Anchor Environmental

ANALYTICAL RESOURCES INCORPORATED

Matrix: Sediment
Data Release Authorized:
Reported: 07/26/05

Project: KC Former Scott Mill
Event: 00010501/T2
Date Sampled: 07/15/05
Date Received: 07/18/05

Analyte	Date	Units	Sample	Replicate(s)	RPD/RSD
ARI ID: IH29A Client ID: AN-RI-SEDC-01A					
Total Solids	07/18/05	Percent	78.00	77.90	0.1%
Total Organic Carbon	07/22/05	Percent	1.20	1.25 1.04	9.4%

MS/MSD RESULTS-CONVENTIONALS
IH29-Anchor Environmental

ANALYTICAL RESOURCES INCORPORATED

Matrix: Sediment
Data Release Authorized:
Reported: 07/26/05

Project: KC Former Scott Mill
Event: 00010501/T2
Date Sampled: 07/15/05
Date Received: 07/18/05

Analyte	Date	Units	Sample	Spike	Spike Added	Recovery
ARI ID: IH29A Client ID: AN-RI-SEDC-01A						
Total Organic Carbon	07/22/05	Percent	1.20	4.40	3.21	99.8%

GEOTECH

Analytical Resources, Incorporated
Analytical Chemists and Consultants

Client: Anchor Environmental	ARI Project No.: IH29
Client Project: 00010501/T2	

Case Narrative

1. Twelve samples were received on July 18, 2005, and were in good condition. Each sample was received in a 16 oz plastic jar.
2. The samples were tested for Atterberg limits according to ASTM D-4318 method A dry prep. The samples appeared to have noticeable amounts of silt and fine sand as well as clay. There were no perceived anomalies to the samples or testing.

Approved by: _____ Date: 8/3/05
Title: Supervising Technician

4611 South 134th Place, Suite 100 • Tukwila WA 98168 • **206-695-6200** • **206-695-6201** fax

Anchor Environmental
00010501/T2

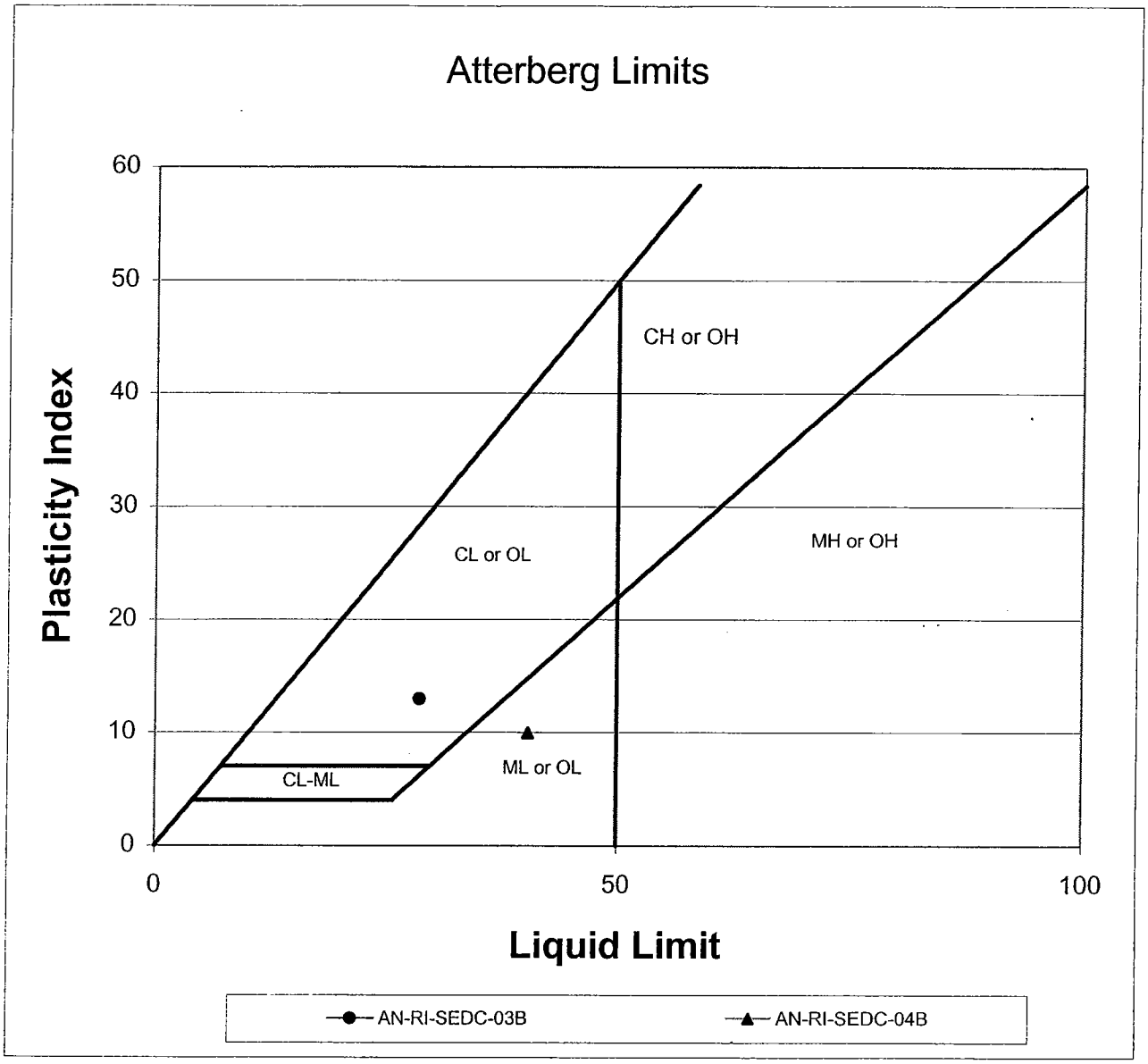

Sample Number	Depth	Plasticity Index	Liquid Limit	Plastic Limit	Classification
AN-RI-SEDC-03B	NA	13.0	28.5	15.5	CL
AN-RI-SEDC-04B	NA	10.0	40.3	30.3	OL

IH29

Analytical Resources, Incorporated
Analytical Chemists and Consultants

Client: Anchor Environmental	Project No.: IH29
Client Project: 00010501/T2	

Case Narrative

1. The samples were submitted for grain size analysis according to PSEP methodology.
2. The samples were run in a single batch, and one sample was chosen for triplicate analysis. The triplicate data is reported on the QA summary.
3. The data is provided in summary tables and plots.
4. There were no other noted anomalies in the samples or methods on this project.

Approved by: Tom Clyn Date: 8/3/05
Title: Supervising Technician

4611 South 134th Place, Suite 100 • Tukwila WA 98168 • **206-695-6200** • **206-695-6201** fax

QA SUMMARY

ANALYTICAL RESOURCES INCORPORATED

PROJECT:	Anchor Environmental	Project No.:	00010501/T2
ARI Triplicate Sample ID:		Batch No.:	IH29
Client Triplicate Sample ID:	AN-RI-SEDC-04B	Page:	1 of 1

Relative Standard Deviation, By Phi Size

Sample ID	-3	-2	-1	0	1	2	3	4	5	6	7	8	9	10
N-RI-SEDC-04	100.0	100.0	98.3	97.6	96.8	95.5	92.7	80.6	46.4	29.3	20.8	16.3	12.8	8.8
N-RI-SEDC-04	100.0	100.0	99.1	98.4	97.8	96.5	93.7	81.7	48.3	30.1	21.4	16.8	13.1	9.0
N-RI-SEDC-04	100.0	100.0	98.5	97.9	97.2	95.9	93.1	81.1	49.6	30.1	21.4	16.9	13.0	9.2
AVE	NA	100.00	98.60	97.97	97.28	95.99	93.16	81.13	48.07	29.81	21.19	16.68	12.96	9.02
STDEV	NA	0.01	0.42	0.43	0.47	0.49	0.49	0.59	1.59	0.47	0.32	0.33	0.15	0.19
%RSD	NA	0.01	0.42	0.44	0.49	0.52	0.52	0.73	3.31	1.59	1.51	1.98	1.18	2.08

The Triplicate Applies To The Following Samples

Client ID	Date Sampled	Date Extracted	Date Complete	QA Ratio (95-105)	Data Qualifiers	Pipette Portion (5.0-25.0g)
AN-RI-SEDC-04B	7/15/05	7/19/05	8/1/05	98.6		20.2
AN-RI-SEDC-04B	7/15/05	7/20/05	8/1/05	100.5		19.9
AN-RI-SEDC-04B	7/15/05	7/20/05	8/1/05	99.8		21.3
AN-RI-SEDC-01A	7/15/05	7/20/05	8/1/05	99.8		11.1
AN-RI-SEDC-01B	7/15/05	7/20/05	8/1/05	99.7		14.3
AN-RI-SEDC-01C	7/15/05	7/20/05	8/1/05	99.4		21.4
AN-RI-SEDC-03A	7/15/05	7/20/05	8/1/05	102.0		9.3
AN-RI-SEDC-03B	7/15/05	7/19/05	8/1/05	101.7		20.5
AN-RI-SEDC-03C	7/15/05	7/20/05	8/1/05	100.4		16.7
AN-RI-SEDC-04A	7/15/05	7/20/05	8/1/05	98.9		15.1
AN-RI-SEDC-04C	7/15/05	7/20/05	8/1/05	100.8		23.6
AN-RI-SEDS-05-SS	7/14/05	7/20/05	8/1/05	98.8		12.5
AN-RI-SEDS-20-WD	7/14/05	7/20/05	8/1/05	102.2		20.6

* ARI Internal QA limits = 95-105%

Notes to the Testing:

000095

ANALYTICAL RESOURCES INCORPORATED

Anchor Environmental
00010501/T2

Apparent Grain Size Distribution Summary
Percent Finer Than Indicated Size

Sample No.	Gravel			Very Coarse Sand	Coarse Sand	Medium Sand	Fine Sand	Very Fine Sand	Silt				Clay	
Phi Size	-3	-2	-1	0	1	2	3	4	5	6	7	8	9	10
Sieve Size (microns)	3/8"	#4	#10 (2000)	#18 (1000)	#35 (500)	#60 (250)	#120 (125)	#230 (62)	31.00	15.60	7.80	3.90	2.00	1.00
AN-RI-SEDC-04B	100.0	100.0	98.3	97.6	96.8	95.5	92.7	80.6	46.4	29.3	20.8	16.3	12.8	8.8
AN-RI-SEDC-04B	100.0	100.0	99.1	98.4	97.8	96.5	93.7	81.7	48.3	30.1	21.4	16.8	13.1	9.0
AN-RI-SEDC-04B	100.0	100.0	98.5	97.9	97.2	95.9	93.1	81.1	49.6	30.1	21.4	16.9	13.0	9.2
AN-RI-SEDC-01A	100.0	97.3	95.9	95.0	92.8	82.4	27.6	13.8	9.4	6.8	5.2	4.0	3.2	2.3
AN-RI-SEDC-01B	100.0	88.9	82.0	79.1	76.9	68.3	24.5	16.2	13.4	9.9	7.1	5.4	4.2	2.9
AN-RI-SEDC-01C	100.0	99.1	95.5	90.0	84.5	79.0	69.3	63.5	56.4	47.4	36.5	24.3	20.3	14.5
AN-RI-SEDC-03A	100.0	81.6	70.0	64.1	57.6	47.0	34.1	21.5	16.1	12.6	9.7	7.4	5.5	4.1
AN-RI-SEDC-03B	100.0	98.8	89.4	82.3	75.2	63.3	51.5	43.9	36.6	27.9	20.5	15.0	10.4	7.4
AN-RI-SEDC-03C	100.0	97.3	89.5	82.2	74.4	63.3	52.1	45.0	37.4	27.5	19.8	14.2	10.0	7.2
AN-RI-SEDC-04A	100.0	97.2	89.5	86.3	83.4	72.5	51.1	38.2	22.4	14.8	10.8	8.3	6.4	4.5
AN-RI-SEDC-04C	100.0	100.0	98.6	98.2	97.6	96.3	93.7	87.3	57.9	32.4	20.9	15.8	12.7	9.3
AN-RI-SEDS-05-SS	100.0	99.9	99.7	99.3	97.8	80.3	34.1	22.4	18.3	13.2	9.9	7.7	6.0	4.7
AN-RI-SEDS-20-WD	100.0	99.6	98.3	96.9	94.4	91.6	83.5	49.6	23.9	15.3	11.9	9.4	8.1	6.4

Notes to the Testing:

1. Organic matter was not removed prior to testing, thus the reported values are the "apparent" grain size distribution. See narrative for discussion of the testing.

IH29

960000

ANALYTICAL RESOURCES INCORPORATED

Anchor Environmental
00010501/T2

Apparent Grain Size Distribution Summary
Percent Retained in Each Size Fraction

Sample No.	Gravel	Very Coarse Sand	Coarse Sand	Medium Sand	Fine Sand	Very Fine Sand	Coarse Silt	Medium Silt	Fine Silt	Very Fine Silt	Clay		
Phi Size	> -1	-1 to 0	0 to 1	1 to 2	2 to 3	3 to 4	4 to 5	5 to 6	6 to 7	7 to 8	8 to 9	9 to 10	< 10
Sieve Size (microns)	> #10 (2000)	10 to 18 (2000-1000)	18-35 (1000-500)	35-60 (500-250)	60-120 (250-125)	120-230 (125-62)	62.5-31.0	31.0-15.6	15.6-7.8	7.8-3.9	3.9-2.0	2.0-1.0	<1.0
AN-RI-SEDC-04B	1.7	0.7	0.7	1.3	2.8	12.2	34.2	17.1	8.4	4.5	3.5	4.0	8.8
AN-RI-SEDC-04B	0.9	0.6	0.6	1.3	2.8	12.0	33.5	18.2	8.7	4.6	3.8	4.0	9.0
AN-RI-SEDC-04B	1.5	0.6	0.7	1.3	2.9	12.0	31.5	19.5	8.7	4.4	3.9	3.8	9.2
AN-RI-SEDC-01A	4.1	0.9	2.3	10.4	54.7	13.8	4.4	2.6	1.7	1.2	0.8	0.9	2.3
AN-RI-SEDC-01B	18.0	2.9	2.2	8.6	43.8	8.3	2.8	3.5	2.8	1.7	1.2	1.3	2.9
AN-RI-SEDC-01C	4.5	5.4	5.6	5.4	9.7	5.8	7.2	9.0	10.9	12.2	4.0	5.8	14.5
AN-RI-SEDC-03A	30.0	5.9	6.4	10.6	12.9	12.6	5.4	3.5	2.9	2.3	1.8	1.5	4.1
AN-RI-SEDC-03B	10.6	7.0	7.1	12.0	11.7	7.7	7.3	8.7	7.4	5.5	4.6	3.0	7.4
AN-RI-SEDC-03C	10.5	7.3	7.8	11.1	11.2	7.0	7.6	9.9	7.8	5.6	4.2	2.8	7.2
AN-RI-SEDC-04A	10.5	3.3	2.9	10.9	21.4	12.9	15.7	7.6	4.0	2.5	1.9	1.9	4.5
AN-RI-SEDC-04C	1.4	0.4	0.6	1.3	2.6	6.4	29.4	25.5	11.5	5.1	3.1	3.4	9.3
AN-RI-SEDS-05-SS	0.3	0.4	1.4	17.5	46.2	11.8	4.0	5.1	3.4	2.2	1.6	1.4	4.7
AN-RI-SEDS-20-WD	1.7	1.3	2.5	2.8	8.1	34.0	25.7	8.6	3.4	2.4	1.4	1.6	6.4

Notes to the Testing:

1. Organic matter was not removed prior to testing, thus the reported values are the "apparent" grain size distribution. See narrative for discussion of the testing.

IH29

000097

Laboratory Data Package

prepared
for

ANCHOR ENVIRONMENTAL

KC FORMER SCOTT MILL , 00010501/T2

ARI JOB NO. IH29

prepared
by

Analytical Resources, Inc.

TOTAL SOLIDS

Extractions Total Solids-extts
Data By: Jan Felkins
Created: 7/20/05

Worklist: 8933
Analyst: JAF
Comments:

	ARI ID	Tare Wt (g)	Wet Wt (g)	Dry Wt (g)	% Solids	pH
1.	IH29A 05-11903	0.84	12.87	9.62	73.0	7.2
2.	IH29B 05-11904	0.78	12.67	10.06	78.0	7.5
3.	IH29C 05-11905	0.80	10.19	8.30	79.9	8.1
4.	IH29D 05-11906	0.82	12.95	8.62	64.3	7.4
5.	IH29E 05-11907	0.81	10.84	8.52	76.9	8.3
6.	IH29F 05-11908	0.81	11.61	9.40	79.5	8.2
7.	IH29G 05-11909	0.81	11.31	7.44	63.1	7.9
8.	IH29H 05-11910	0.81	10.25	6.94	64.9	7.6
9.	IH29I 05-11911	0.84	12.75	8.04	60.5	8.1
10.	IH29J 05-11912	0.84	13.14	9.42	69.8	6.7

Solids Data Entry Report Checked by: LM Date: 7/26/05
Date: 07/26/05 Data Analyst: DM

Solids Determination performed on 07/25/05 by LM

JOB	SAMPLE	CLIENTID	TAREWEIGHT	SAMPDISH	DRYWEIGHT	SOLIDS
IH29	A	AN-RI-SEDC-01A	0.994	10.146	8.014	76.70
IH29	B	AN-RI-SEDC-01B	1.019	10.262	8.308	78.86
IH29	C	AN-RI-SEDC-01C	1.007	10.028	8.193	79.66
IH29	D	AN-RI-SEDC-03A	0.998	10.487	6.987	63.12
IH29	E	AN-RI-SEDC-03B	1.011	10.090	8.005	77.03
IH29	F	AN-RI-SEDC-03C	1.031	10.401	8.541	80.15
IH29	G	AN-RI-SEDC-04A	1.043	10.056	6.717	62.95
IH29	H	AN-RI-SEDC-04B	1.038	10.173	6.740	62.42
IH29	I	AN-RI-SEDC-04C	1.025	10.149	6.863	63.99
IH29	J	AN-RI-SEDS-05-SS	1.047	10.444	7.727	71.09

Semivolatile Organics Analysis
QC Summary Data

prepared
for

ANCHOR ENVIRONMENTAL

KC FORMER SCOTT MILL , 00010501/T2

ARI JOB NO. IH29

prepared
by

Analytical Resources, Inc.

ANALYTICAL RESOURCES INCORPORATED

SW8270 SURROGATE RECOVERY SUMMARY

Matrix: Sediment

QC Report No: IH29-Anchor Environmental
Project: KC Former Scott Mill
00010501/T2

Client ID	NBZ	FBP	TPH	DCB	PHL	2FP	TBP	2CP	TOT OUT
AN-RI-SEDC-01A	65.2%	67.6%	68.8%	52.0%	68.3%	59.5%	85.9%	70.9%	0
AN-RI-SEDC-01B	63.6%	64.4%	66.4%	54.4%	64.0%	52.8%	75.7%	67.2%	0
AN-RI-SEDC-01C	58.8%	58.4%	65.2%	44.4%	57.3%	47.5%	50.7%	56.0%	0
AN-RI-SEDC-03A	76.6%	76.8%	71.8%	69.7%	74.6%	63.9%	80.8%	79.8%	0
AN-RI-SEDC-03B	63.2%	64.8%	61.6%	56.4%	62.1%	60.5%	73.9%	66.7%	0
AN-RI-SEDC-03C	62.4%	64.0%	60.8%	58.4%	62.4%	45.9%	78.7%	65.3%	0
AN-RI-SEDC-04A	66.4%	65.6%	59.6%	55.2%	67.2%	62.4%	71.5%	68.3%	0
MB-072705	60.8%	65.6%	75.2%	65.6%	69.3%	63.5%	79.5%	68.8%	0
LCS-072705	56.8%	61.2%	76.4%	57.2%	64.5%	45.1%	81.3%	61.9%	0
SRM-SQ-1	62.8%	66.4%	71.2%	61.2%	65.3%	48.8%	79.2%	66.9%	0
AN-RI-SEDC-04B	62.0%	62.4%	55.2%	58.4%	59.5%	50.1%	71.7%	62.1%	0
AN-RI-SEDC-04B MS	56.4%	56.8%	49.2%	46.0%	54.7%	48.3%	65.9%	56.8%	0
AN-RI-SEDC-04B MSD	57.2%	58.4%	46.8%	52.4%	51.2%	53.1%	64.3%	57.9%	0
AN-RI-SEDC-04C	50.0%	52.0%	45.2%	35.0%	51.5%	46.9%	60.5%	53.3%	0
AN-RI-SEDS-05-SS	64.4%	65.2%	58.0%	50.4%	67.7%	63.7%	75.7%	68.0%	0

	LCS/MB LIMITS	QC LIMITS
(NBZ) = d5-Nitrobenzene	(39-93)	(28-103)
(FBP) = 2-Fluorobiphenyl	(40-95)	(33-104)
(TPH) = d14-p-Terphenyl	(46-116)	(31-120)
(DCB) = d4-1,2-Dichlorobenzene	(41-86)	(30-84)
(PHL) = d5-Phenol	(45-91)	(29-109)
(2FP) = 2-Fluorophenol	(36-100)	(24-112)
(TBP) = 2,4,6-Tribromophenol	(34-110)	(27-134)
(2CP) = d4-2-Chlorophenol	(46-89)	(34-101)

Prep Method: SW3550B
Log Number Range: 05-11903 to 05-11912

ANALYTICAL RESOURCES INCORPORATED

SW8270 SURROGATE RECOVERY SUMMARY

Matrix: Wipe

QC Report No: IH29-Anchor Environmental
Project: KC Former Scott Mill
00010501/T2

Client ID	NBZ	FBP	TPH	DCB	PHL	2FP	TBP	2CP	TOT OUT
Filter-Wipe-05071	66.0%	65.6%	62.4%	58.8%	68.8%	64.5%	80.8%	70.1%	0
Filter-Blank-0507	50.8%	50.0%	49.6%	50.0%	53.9%	46.1%	55.5%	54.1%	0

	LCS/MB LIMITS	QC LIMITS
(NBZ) = d5-Nitrobenzene	(24-100)	(7-113)
(FBP) = 2-Fluorobiphenyl	(27-108)	(30-99)
(TPH) = d14-p-Terphenyl	(38-134)	(39-116)
(DCB) = d4-1,2-Dichlorobenzene	(24-96)	(23-84)
(PHL) = d5-Phenol	(34-99)	(27-97)
(2FP) = 2-Fluorophenol	(35-102)	(33-93)
(TBP) = 2,4,6-Tribromophenol	(28-113)	(22-127)
(2CP) = d4-2-Chlorophenol	(33-97)	(30-94)

Prep Method: SW3550B
Log Number Range: 05-11914 to 05-11915

ANALYTICAL RESOURCES INCORPORATED

ORGANICS ANALYSIS DATA SHEET
PSDDA Semivolatiles by SW8270D GC/MS
Page 1 of 1

Sample ID: AN-RI-SEDC-04B
MS/MSD

Lab Sample ID: IH29H
LIMS ID: 05-11910
Matrix: Sediment
Data Release Authorized:
Reported: 08/02/05

QC Report No: IH29-Anchor Environmental
Project: KC Former Scott Mill
00010501/T2
Date Sampled: 07/15/05
Date Received: 07/18/05

Date Extracted MS/MSD: 07/27/05

Date Analyzed MS: 08/01/05 17:51
MSD: 08/01/05 18:24
Instrument/Analyst MS: NT6/LJR
MSD: NT6/LJR
GPC Cleanup: NO

Sample Amount MS: 25.3 g-dry-wt
MSD: 25.3 g-dry-wt
Final Extract Volume MS: 0.5 mL
MSD: 0.5 mL
Dilution Factor MS: 1.00
MSD: 1.00
Percent Moisture: 35.1%
pH: 7.6

Analyte	Sample	MS	Spike Added-MS	MS Recovery	MSD	Spike Added-MSD	MSD Recovery	RPD
Phenol	< 19.7	424	741	57.2%	445	740	60.1%	4.8%
1,2,4-Trichlorobenzene	< 19.7	292	494	59.1%	285	493	57.8%	2.4%
Acenaphthene	< 19.7	301	494	60.9%	295	493	59.8%	2.0%
Pentachlorophenol	< 98.7	607	741	81.9%	589	740	79.6%	3.0%
Pyrene	< 19.7	252	494	51.0%	241	493	48.9%	4.5%

Results reported in µg/kg
RPD calculated using sample concentrations per SW846.

ANALYTICAL RESOURCES INCORPORATED

ORGANICS ANALYSIS DATA SHEET
PSDDA Semivolatiles by SW8270D GC/MS **Sample ID: LCS-072705**
Page 1 of 1 **LAB CONTROL**

Lab Sample ID: LCS-072705
LIMS ID: 05-11910
Matrix: Sediment
Data Release Authorized:
Reported: 08/02/05

QC Report No: IH29-Anchor Environmental
Project: KC Former Scott Mill
00010501/T2
Date Sampled: 07/15/05
Date Received: 07/18/05

Date Extracted: 07/27/05
Date Analyzed: 07/29/05 16:53
Instrument/Analyst: NT6/LJR
GPC Cleanup: NO

Sample Amount: 25.0 g
Final Extract Volume: 0.5 mL
Dilution Factor: 1.00
Percent Moisture: NA
pH: NA

Analyte	Lab Control	Spike Added	Recovery
Phenol	520	750	69.3%
1,2,4-Trichlorobenzene	305	500	61.0%
Acenaphthene	333	500	66.6%
Pentachlorophenol	732	750	97.6%
Pyrene	379	500	75.8%

Semivolatile Surrogate Recovery	
d5-Nitrobenzene	56.8%
2-Fluorobiphenyl	61.2%
d14-p-Terphenyl	76.4%
d4-1,2-Dichlorobenzene	57.2%
d5-Phenol	64.5%
2-Fluorophenol	45.1%
2,4,6-Tribromophenol	81.3%
d4-2-Chlorophenol	61.9%

Results reported in µg/kg

4B
SEMIVOLATILE METHOD BLANK SUMMARY

BLANK NO.

IH29MBS1

Lab Name: ANALYTICAL RESOURCES, INC Client: ANCHOR

ARI Job No: IH29 Project: KC FORMER SCOTT MILL

Lab File ID: IH29MB Date Extracted: 07/27/05

Instrument ID: NT6 Date Analyzed: 07/29/05

Matrix: SOLID Time Analyzed: 1619

THIS METHOD BLANK APPLIES TO THE FOLLOWING SAMPLES, MS and MSD:

	CLIENT SAMPLE NO.	LAB SAMPLE ID	LAB FILE ID	DATE ANALYZED
01	IH29LCSS1	IH29LCSS1	IH29SB	07/29/05
02	SQ-1	IH29SRM	IH29SRM	07/29/05
03	AN-RI-SEDC-01A	IH29A	IH29A	07/29/05
04	AN-RI-SEDC-01B	IH29B	IH29B	07/29/05
05	AN-RI-SEDC-01C	IH29C	IH29C	07/29/05
06	AN-RI-SEDC-03A	IH29D	IH29D	07/29/05
07	AN-RI-SEDC-03B	IH29E	IH29E	07/29/05
08	AN-RI-SEDC-03C	IH29F	IH29F	07/29/05
09	FILTER-WIPE-0507	IH29L	IH29L	07/30/05
10	FILTER-BLANK-050	IH29M	IH29M	07/30/05
11	AN-RI-SEDC-04A	IH29G	IH29G2	08/01/05
12	AN-RI-SEDC-04B	IH29H	IH29H2	08/01/05
13	AN-RI-SEDC-04B M	IH29HMS	IH29HMS2	08/01/05
14	AN-RI-SEDC-04B M	IH29HMSD	IH29HMD2	08/01/05
15	AN-RI-SEDC-04C	IH29I	IH29I2	08/01/05
16	AN-RI-SEDS-05-SS	IH29J	IH29J2	08/01/05
17				
18				
19				
20				
21				
22				
23				
24				
25				
26				
27				
28				
29				
30				

COMMENTS:

FORM IV SV

5B

SEMIVOLATILE ORGANIC INSTRUMENT PERFORMANCE CHECK
DECAFLUOROTRIPHENYLPHOSPHINE (DFTPP)

Lab Name: ANALYTICAL RESOURCES, INC Client: ANCHOR

Instrument ID: NT6 Project: KC FORMER SCOTT MILL

DFTPP Injection Date: 07/18/05 DFTPP Injection Time: 1503

m/e	ION ABUNDANCE CRITERIA	% RELATIVE ABUNDANCE
51	30.0 - 80.0% of mass 198	56.9
68	Less than 2.0% of mass 69	0.0 (0.0)1
69	Mass 69 relative abundance	57.9
70	Less than 2.0% of mass 69	0.0 (0.0)1
127	25.0 - 75.0% of mass 198	58.2
197	Less than 1.0% of mass 198	0.0
198	Base Peak, 100% relative abundance	100.0
199	5.0 to 9.0% of mass 198	6.8
275	10.0 - 30.0% of mass 198	23.1
365	Greater than 0.75% of mass 198	2.50
441	Present, but less than mass 443	12.4
442	40.0 - 110.0% of mass 198	87.5
443	15.0 - 24.0% of mass 442	16.9 (19.3)2

1-Value is % mass 69 2-Value is % mass 442

THIS CHECK APPLIES TO THE FOLLOWING SAMPLES, MS, MSD, BLANKS, AND STANDARDS:

	CLIENT SAMPLE NO.	LAB SAMPLE ID	LAB FILE ID	DATE ANALYZED	TIME ANALYZED
01	ABN 25	ABN 25	0250718	07/18/05	1503
02	ABN 80	ABN 80	0800718	07/18/05	1541
03	ABN 1	ABN 1	0010718	07/18/05	1615
04	ABN 40	ABN 40	0400718	07/18/05	1649
05	ABN 5	ABN 5	0050718	07/18/05	1723
06	ABN 10	ABN 10	0100718	07/18/05	1757
07					
08					
09					
10					
11					
12					
13					
14					
15					
16					
17					
18					
19					
20					
21					
22					

FORM V SV

5B

SEMIVOLATILE ORGANIC INSTRUMENT PERFORMANCE CHECK
DECAFLUOROTRIPHENYLPHOSPHINE (DFTPP)

Lab Name: ANALYTICAL RESOURCES, INC Client: ANCHOR

Instrument ID: NT6 Project: KC FORMER SCOTT MILL

DFTPP Injection Date: 07/29/05 DFTPP Injection Time: 1544

m/e	ION ABUNDANCE CRITERIA	% RELATIVE ABUNDANCE
51	30.0 - 80.0% of mass 198	50.4
68	Less than 2.0% of mass 69	0.0 (0.0)1
69	Mass 69 relative abundance	54.8
70	Less than 2.0% of mass 69	0.0 (0.0)1
127	25.0 - 75.0% of mass 198	58.1
197	Less than 1.0% of mass 198	0.0
198	Base Peak, 100% relative abundance	100.0
199	5.0 to 9.0% of mass 198	7.1
275	10.0 - 30.0% of mass 198	22.8
365	Greater than 0.75% of mass 198	2.53
441	Present, but less than mass 443	11.8
442	40.0 - 110.0% of mass 198	81.3
443	15.0 - 24.0% of mass 442	16.2 (20.0)2

1-Value is % mass 69 2-Value is % mass 442

THIS CHECK APPLIES TO THE FOLLOWING SAMPLES, MS, MSD, BLANKS, AND STANDARDS:

	CLIENT SAMPLE NO.	LAB SAMPLE ID	LAB FILE ID	DATE ANALYZED	TIME ANALYZED
01	ABN CCAL	ABN 25	CC0729	07/29/05	1544
02	IH29MBS1	IH29MBS1	IH29MB	07/29/05	1619
03	IH29LCSS1	IH29LCSS1	IH29SB	07/29/05	1653
04	SQ-1	IH29SRM	IH29SRM	07/29/05	1727
05	AN-RI-SEDC-01A	IH29A	IH29A	07/29/05	1942
06	AN-RI-SEDC-01B	IH29B	IH29B	07/29/05	2015
07	AN-RI-SEDC-01C	IH29C	IH29C	07/29/05	2048
08	AN-RI-SEDC-03A	IH29D	IH29D	07/29/05	2121
09	AN-RI-SEDC-03B	IH29E	IH29E	07/29/05	2154
10	AN-RI-SEDC-03C	IH29F	IH29F	07/29/05	2227
11	FILTER-WIPE-0507	IH29L	IH29L	07/30/05	0216
12	FILTER-BLANK-050	IH29M	IH29M	07/30/05	0249
13					
14					
15					
16					
17					
18					
19					
20					
21					
22					

FORM V SV

5B

SEMIVOLATILE ORGANIC INSTRUMENT PERFORMANCE CHECK
DECAFLUOROTRIPHENYLPHOSPHINE (DFTPP)

Lab Name: ANALYTICAL RESOURCES, INC Client: ANCHOR

Instrument ID: NT6 Project: KC FORMER SCOTT MILL

DFTPP Injection Date: 08/01/05 DFTPP Injection Time: 1503

m/e	ION ABUNDANCE CRITERIA	% RELATIVE ABUNDANCE
51	30.0 - 80.0% of mass 198	60.8
68	Less than 2.0% of mass 69	0.0 (0.0)1
69	Mass 69 relative abundance	62.2
70	Less than 2.0% of mass 69	0.2 (0.3)1
127	25.0 - 75.0% of mass 198	62.2
197	Less than 1.0% of mass 198	0.0
198	Base Peak, 100% relative abundance	100.0
199	5.0 to 9.0% of mass 198	7.2
275	10.0 - 30.0% of mass 198	22.2
365	Greater than 0.75% of mass 198	2.71
441	Present, but less than mass 443	10.9
442	40.0 - 110.0% of mass 198	77.9
443	15.0 - 24.0% of mass 442	15.0 (19.3)2

1-Value is % mass 69 2-Value is % mass 442

THIS CHECK APPLIES TO THE FOLLOWING SAMPLES, MS, MSD, BLANKS, AND STANDARDS:

	CLIENT SAMPLE NO.	LAB SAMPLE ID	LAB FILE ID	DATE ANALYZED	TIME ANALYZED
01	ABN CCAL	ABN 25	CC0801	08/01/05	1503
02	AN-RI-SEDC-04A	IH29G	IH29G2	08/01/05	1645
03	AN-RI-SEDC-04B	IH29H	IH29H2	08/01/05	1718
04	AN-RI-SEDC-04B M	IH29HMS	IH29HMS2	08/01/05	1751
05	AN-RI-SEDC-04B M	IH29HMSD	IH29HMD2	08/01/05	1824
06	AN-RI-SEDC-04C	IH29I	IH29I2	08/01/05	1857
07	AN-RI-SEDS-05-SS	IH29J	IH29J2	08/01/05	1930
08					
09					
10					
11					
12					
13					
14					
15					
16					
17					
18					
19					
20					
21					
22					

FORM V SV

8B
SEMIVOLATILE INTERNAL STANDARD AREA AND RT SUMMARY

Lab Name: ANALYTICAL RESOURCES, INC Client: ANCHOR

ARI Job No: IH29 Project: KC FORMER SCOTT MILL

Cont. Calib. ID: CC0729 Date Analyzed: 07/29/05

Instrument ID: NT6 Time Analyzed: 1544

		IS1(DCB) AREA #	RT #	IS2(NPT) AREA #	RT #	IS3(ANT) AREA #	RT #
	12 HOUR STD	108502	7.26	392657	9.28	220694	12.10
	UPPER LIMIT	217004	7.76	785314	9.78	441388	12.60
	LOWER LIMIT	54251	6.76	196328	8.78	110347	11.60
	CLIENT SAMP. NO.						
01	IH29MBS1	124957	7.26	448987	9.28	245311	12.10
02	IH29LCSS1	134415	7.26	476616	9.28	261699	12.10
03	SQ-1	134524	7.26	478866	9.28	260882	12.11
04	AN-RI-SEDC-0	143201	7.25	508871	9.28	275163	12.10
05	AN-RI-SEDC-0	151729	7.25	532249	9.28	289193	12.10
06	AN-RI-SEDC-0	150097	7.25	521035	9.28	276749	12.10
07	AN-RI-SEDC-0	133856	7.26	458977	9.28	244152	12.10
08	AN-RI-SEDC-0	146423	7.26	513089	9.28	270792	12.10
09	AN-RI-SEDC-0	150835	7.26	528876	9.28	286089	12.10
10	FILTER-WIPE-	148577	7.25	520952	9.28	286404	12.10
11	FILTER-BLANK	145872	7.25	505577	9.28	281345	12.10
12							
13							
14							
15							
16							
17							
18							
19							
20							
21							
22							

IS1 (DCB) = 1,4-Dichlorobenzene-d4
IS2 (NPT) = Naphthalene-d8
IS3 (ANT) = Acenaphthene-d10

AREA UPPER LIMIT = +100% of internal standard area
AREA LOWER LIMIT = - 50% of internal standard area
RT UPPER LIMIT = + 0.50 minutes of internal standard RT
RT LOWER LIMIT = - 0.50 minutes of internal standard RT

Column used to flag internal standard area values with an asterisk.
* Values outside of QC limits.

FORM VIII SV-1

8C
SEMIVOLATILE INTERNAL STANDARD AREA AND RT SUMMARY

Lab Name: ANALYTICAL RESOURCES, INC Client: ANCHOR

ARI Job No: IH29 Project: KC FORMER SCOTT MILL

Cont. Calib. ID: CC0729 Date Analyzed: 07/29/05

Instrument ID: NT6 Time Analyzed: 1544

		IS4(PHN) AREA	#	RT	#	IS5(CRY) AREA	#	RT	#	IS6(PRY) AREA	#	RT	#
	12 HOUR STD	307459		14.44		220907		18.71		239558		20.84	
	UPPER LIMIT	614918		14.94		441814		19.21		479116		21.34	
	LOWER LIMIT	153730		13.94		110454		18.21		119779		20.34	
	CLIENT SAMP. NO.												
01	IH29MBS1	338392		14.44		231058		18.70		244488		20.84	
02	IH29LCSS1	365025		14.44		257516		18.70		262420		20.84	
03	SQ-1	349985		14.45		248396		18.71		302186		20.85	
04	AN-RI-SEDC-0	373365		14.44		267781		18.71		320350		20.86	
05	AN-RI-SEDC-0	376207		14.44		265143		18.70		323966		20.85	
06	AN-RI-SEDC-0	361505		14.44		261720		18.70		321206		20.85	
07	AN-RI-SEDC-0	322015		14.44		248895		18.75		258678		20.89	
08	AN-RI-SEDC-0	354626		14.44		289409		18.71		313178		20.85	
09	AN-RI-SEDC-0	369485		14.44		297905		18.71		318113		20.85	
10	FILTER-WIPE-	365167		14.44		311959		18.71		304980		20.84	
11	FILTER-BLANK	359244		14.44		309085		18.71		310971		20.84	
12													
13													
14													
15													
16													
17													
18													
19													
20													
21													
22													

IS4 (PHN) = Phenanthrene-d10
IS5 (CRY) = Chrysene-d12
IS6 (PRY) = Perylene-d12

AREA UPPER LIMIT = +100% of internal standard area
AREA LOWER LIMIT = - 50% of internal standard area
RT UPPER LIMIT = + 0.50 minutes of internal standard RT
RT LOWER LIMIT = - 0.50 minutes of internal standard RT

Column used to flag internal standard area values with an asterisk.
* Values outside of QC limits.

FORM VIII SV-2

8C

SEMIVOLATILE INTERNAL STANDARD AREA AND RT SUMMARY

Lab Name: ANALYTICAL RESOURCES, INC Client: ANCHOR

ARI Job No: IH29 Project: KC FORMER SCOTT MILL

Cont. Calib. ID: CC0729 Date Analyzed: 07/29/05

Instrument ID: NT6 Time Analyzed: 1544

		IS7 AREA #	RT #	AREA #	RT #	AREA #	RT #
	12 HOUR STD	371940	19.87				
	UPPER LIMIT	743880	20.37				
	LOWER LIMIT	185970	19.37				
	CLIENT SAMP. NO.						
01	IH29MBS1	414417	19.86				
02	IH29LCSS1	454049	19.86				
03	SQ-1	469002	19.87				
04	AN-RI-SEDC-0	511442	19.87				
05	AN-RI-SEDC-0	492909	19.86				
06	AN-RI-SEDC-0	490397	19.86				
07	AN-RI-SEDC-0	562885	19.89				
08	AN-RI-SEDC-0	526883	19.87				
09	AN-RI-SEDC-0	532109	19.86				
10	FILTER-WIPE-	555224	19.86				
11	FILTER-BLANK	543220	19.86				
12							
13							
14							
15							
16							
17							
18							
19							
20							
21							
22							

IS7 = Di-n-octylphthalate-d4

AREA UPPER LIMIT = +100% of internal standard area
AREA LOWER LIMIT = - 50% of internal standard area
RT UPPER LIMIT = + 0.50 minutes of internal standard RT
RT LOWER LIMIT = - 0.50 minutes of internal standard RT

Column used to flag internal standard area values with an asterisk.
* Values outside of QC limits.

8B
SEMIVOLATILE INTERNAL STANDARD AREA AND RT SUMMARY

Lab Name: ANALYTICAL RESOURCES, INC Client: ANCHOR

ARI Job No: IH29 Project: KC FORMER SCOTT MILL

Cont. Calib. ID: CC0801 Date Analyzed: 08/01/05

Instrument ID: NT6 Time Analyzed: 1503

		IS1(DCB) AREA	#	RT	#	IS2(NPT) AREA	#	RT	#	IS3(ANT) AREA	#	RT	#
	12 HOUR STD	134662		7.17		478580		9.20		261164		12.02	
	UPPER LIMIT	269324		7.67		957160		9.70		522328		12.52	
	LOWER LIMIT	67331		6.67		239290		8.70		130582		11.52	
	CLIENT SAMP. NO.												
01	AN-RI-SEDC-0	130781		7.16		453743		9.19		237196		12.01	
02	AN-RI-SEDC-0	139067		7.17		470040		9.19		249672		12.02	
03	AN-RI-SEDC-0	148510		7.16		497171		9.19		259463		12.02	
04	AN-RI-SEDC-0	141983		7.16		492952		9.19		256336		12.01	
05	AN-RI-SEDC-0	146357		7.16		493865		9.19		259874		12.02	
06	AN-RI-SEDS-0	140584		7.16		486798		9.19		258618		12.01	
07													
08													
09													
10													
11													
12													
13													
14													
15													
16													
17													
18													
19													
20													
21													
22													

IS1 (DCB) = 1,4-Dichlorobenzene-d4
IS2 (NPT) = Naphthalene-d8
IS3 (ANT) = Acenaphthene-d10

AREA UPPER LIMIT = +100% of internal standard area
AREA LOWER LIMIT = - 50% of internal standard area
RT UPPER LIMIT = + 0.50 minutes of internal standard RT
RT LOWER LIMIT = - 0.50 minutes of internal standard RT

Column used to flag internal standard area values with an asterisk.
* Values outside of QC limits.

FORM VIII SV-1

8C
SEMIVOLATILE INTERNAL STANDARD AREA AND RT SUMMARY

Lab Name: ANALYTICAL RESOURCES, INC Client: ANCHOR

ARI Job No: IH29 Project: KC FORMER SCOTT MILL

Cont. Calib. ID: CC0801 Date Analyzed: 08/01/05

Instrument ID: NT6 Time Analyzed: 1503

		IS4(PHN) AREA #	RT #	IS5(CRY) AREA #	RT #	IS6(PRY) AREA #	RT #
	12 HOUR STD	368195	14.35	267475	18.62	300548	20.75
	UPPER LIMIT	736390	14.85	534950	19.12	601096	21.25
	LOWER LIMIT	184098	13.85	133738	18.12	150274	20.25
	CLIENT SAMP. NO.						
01	AN-RI-SEDC-0	303966	14.35	261492	18.63	304766	20.78
02	AN-RI-SEDC-0	327350	14.35	288638	18.61	338524	20.76
03	AN-RI-SEDC-0	343006	14.35	307840	18.61	342479	20.76
04	AN-RI-SEDC-0	334663	14.35	317546	18.62	328875	20.76
05	AN-RI-SEDC-0	331770	14.35	321809	18.62	323564	20.75
06	AN-RI-SEDS-0	346327	14.35	321058	18.63	266267	20.77
07							
08							
09							
10							
11							
12							
13							
14							
15							
16							
17							
18							
19							
20							
21							
22							

IS4 (PHN) = Phenanthrene-d10
IS5 (CRY) = Chrysene-d12
IS6 (PRY) = Perylene-d12

AREA UPPER LIMIT = +100% of internal standard area
AREA LOWER LIMIT = - 50% of internal standard area
RT UPPER LIMIT = + 0.50 minutes of internal standard RT
RT LOWER LIMIT = - 0.50 minutes of internal standard RT

Column used to flag internal standard area values with an asterisk.
* Values outside of QC limits.

FORM VIII SV-2

8C

SEMIVOLATILE INTERNAL STANDARD AREA AND RT SUMMARY

Lab Name: ANALYTICAL RESOURCES, INC Client: ANCHOR

ARI Job No: IH29 Project: KC FORMER SCOTT MILL

Cont. Calib. ID: CC0801 Date Analyzed: 08/01/05

Instrument ID: NT6 Time Analyzed: 1503

		IS7 AREA #	RT #	AREA #	RT #	AREA #	RT #
	12 HOUR STD	494628	19.79				
	UPPER LIMIT	989256	20.29				
	LOWER LIMIT	247314	19.29				
	CLIENT SAMP. NO.						
01	AN-RI-SEDC-0	525557	19.81				
02	AN-RI-SEDC-0	551115	19.79				
03	AN-RI-SEDC-0	568160	19.78				
04	AN-RI-SEDC-0	586165	19.79				
05	AN-RI-SEDC-0	588085	19.79				
06	AN-RI-SEDS-0	620405	19.80				
07							
08							
09							
10							
11							
12							
13							
14							
15							
16							
17							
18							
19							
20							
21							
22							

IS7 = Di-n-octylphthalate-d4

AREA UPPER LIMIT = +100% of internal standard area
AREA LOWER LIMIT = - 50% of internal standard area
RT UPPER LIMIT = + 0.50 minutes of internal standard RT
RT LOWER LIMIT = - 0.50 minutes of internal standard RT

Column used to flag internal standard area values with an asterisk.
* Values outside of QC limits.

FORM VIII SV-3

Semivolatile Organics Analysis
Sample Data

prepared
for

ANCHOR ENVIRONMENTAL

KC FORMER SCOTT MILL , 00010501/T2

ARI JOB NO. IH29

prepared
by

Analytical Resources, Inc.

Data Reporting Qualifiers

Effective 12/28/04

Inorganic Data

U Indicates that the target analyte was not detected at the reported concentration

* Duplicate RPD is not within established control limits

B Reported value is less than the CRDL but ≥ the Reporting Limit

N Matrix Spike recovery not within established control limits

NA Not Applicable, analyte not spiked

H The natural concentration of the spiked element is so much greater than the concentration spiked that an accurate determination of spike recovery is not possible

L Analyte concentration is ≤5 times the Reporting Limit and the replicate control limit defaults to ±1 RL instead of the normal 20% RPD

Organic Data

U Indicates that the target analyte was not detected at the reported concentration

* Flagged value is not within established control limits

B Analyte detected in an associated Method Blank at a concentration greater than one-half of ARI's Reporting Limit or 5% of the regulatory limit or 5% of the analyte concentration in the sample.

J Estimated concentration when the value is less than ARI's established reporting limits

D The spiked compound was not detected due to sample extract dilution

NR Spiked compound recovery is not reported due to chromatographic interference

E Estimated concentration calculated for an analyte response above the valid instrument calibration range. A dilution is required to obtain an accurate quantification of the analyte.

S Indicates an analyte response that has saturated the detector. The calculated concentration is not valid; a dilution is required to obtain valid quantification of the analyte

NA The flagged analyte was not analyzed for

NS The flagged analyte was not spiked into the sample

M Estimated value for an analyte detected and confirmed by an analyst but with low spectral match parameters. This flag is used only for GC-MS analyses

N The analysis indicates the presence of an analyte for which there is presumptive evidence to make a "tentative identification"

Y The analyte is not detected at or above the reported concentration. The reporting limit is raised due to chromatographic interference. The Y flag is equivalent to the U flag with a raised reporting limit.

C The analyte was positively identified on only one of two chromatographic columns. Chromatographic interference prevented a positive identification on the second column

P The analyte was detected on both chromatographic columns but the quantified values differ by ≥40% RPD with no obvious chromatographic interference

Geotechnical Data

SM Sample matrix was not appropriate for the requested analysis. This normally refers to samples contaminated with an organic product that interferes with the sieving process and/or moisture content, porosity and saturation calculations

SS Sample did not contain the proportion of "fines" required to perform the pipette portion of the grain size analysis

W Weight of sample in some pipette aliquots was below the level required for accurate weighting

F Samples were frozen prior to particle size determination

ANALYTICAL RESOURCES INCORPORATED

ORGANICS ANALYSIS DATA SHEET
PSDDA Semivolatiles by SW8270D GC/MS **Sample ID: AN-RI-SEDC-01A**
Page 1 of 1 **SAMPLE**

Lab Sample ID: IH29A
LIMS ID: 05-11903
Matrix: Sediment
Data Release Authorized:
Reported: 08/02/05

QC Report No: IH29-Anchor Environmental
Project: KC Former Scott Mill 00010501/T2
Date Sampled: 07/15/05
Date Received: 07/18/05

Date Extracted: 07/27/05
Date Analyzed: 07/29/05 19:42
Instrument/Analyst: NT6/LJR
GPC Cleanup: No

Sample Amount: 25.6 g-dry-wt
Final Extract Volume: 0.5 mL
Dilution Factor: 1.00
Percent Moisture: 27.0%
pH: 7.2

CAS Number	Analyte	RL	Result
108-95-2	Phenol	20	< 20 U
100-51-6	Benzyl Alcohol	20	< 20 U
95-48-7	2-Methylphenol	20	< 20 U
106-44-5	**4-Methylphenol**	**20**	**110**
67-72-1	Hexachloroethane	20	< 20 U
105-67-9	2,4-Dimethylphenol	20	< 20 U
65-85-0	Benzoic Acid	200	< 200 U
120-82-1	1,2,4-Trichlorobenzene	20	< 20 U
91-20-3	Naphthalene	20	< 20 U
87-68-3	Hexachlorobutadiene	20	< 20 U
91-57-6	2-Methylnaphthalene	20	< 20 U
131-11-3	Dimethylphthalate	20	< 20 U
208-96-8	Acenaphthylene	20	< 20 U
83-32-9	Acenaphthene	20	< 20 U
132-64-9	Dibenzofuran	20	< 20 U
84-66-2	Diethylphthalate	20	< 20 U
86-73-7	Fluorene	20	< 20 U
86-30-6	N-Nitrosodiphenylamine	20	< 20 U
87-86-5	Pentachlorophenol	98	< 98 U
85-01-8	Phenanthrene	20	< 20 U
120-12-7	Anthracene	20	< 20 U
84-74-2	Di-n-Butylphthalate	20	< 20 U
206-44-0	**Fluoranthene**	**20**	**48**
129-00-0	**Pyrene**	**20**	**48**
85-68-7	Butylbenzylphthalate	20	< 20 U
56-55-3	**Benzo(a)anthracene**	**20**	**21**
117-81-7	**bis(2-Ethylhexyl)phthalate**	**20**	**44**
218-01-9	**Chrysene**	**20**	**35**
117-84-0	Di-n-Octyl phthalate	20	< 20 U
205-99-2	**Benzo(b)fluoranthene**	**20**	**20**
207-08-9	Benzo(k)fluoranthene	20	< 20 U
50-32-8	Benzo(a)pyrene	20	< 20 U
193-39-5	Indeno(1,2,3-cd)pyrene	20	< 20 U
53-70-3	Dibenz(a,h)anthracene	20	< 20 U
191-24-2	Benzo(g,h,i)perylene	20	< 20 U

Reported in µg/kg (ppb)

Semivolatile Surrogate Recovery

d5-Nitrobenzene	65.2%	2-Fluorobiphenyl	67.6%
d14-p-Terphenyl	68.8%	d4-1,2-Dichlorobenzene	52.0%
d5-Phenol	68.3%	2-Fluorophenol	59.5%
2,4,6-Tribromophenol	85.9%	d4-2-Chlorophenol	70.9%

Analytical Resources, Inc.

Semivolatile Report SW846 Method 8270C

Data file : /chem1/nt6.i/20050729.b/ih29a.d
Lab Smp Id: IH29A Client Smp ID: AN-RI-SEDC-01A
Inj Date : 29-JUL-2005 19:42
Operator : LJR/VS Inst ID: nt6.i
Smp Info : IH29A
Misc Info : 05-11903
Comment : 1ul Injection
Method : /chem1/nt6.i/20050729.b/SW846.m
Meth Date : 02-Aug-2005 11:33 jeff Quant Type: ISTD
Cal Date : 18-JUL-2005 15:41 Cal File: 0800718.d
Als bottle: 7
Dil Factor: 1.00000
Integrator: HP RTE Compound Sublist: PSDDA.sub
Target Version: 3.50

Concentration Formula: Amt * DF * Vt/(Ws * (100 - M)/100) * CpndVariable

Name	Value	Description
DF	1.00000	Dilution Factor
Vt	500.00000	Volume of final extract (uL)
Ws	35.00000	Weight of sample extracted (g)
M	27.00000	% Moisture

Cpnd Variable Local Compound Variable

		Compounds	QUANT SIG MASS	RT	EXP RT	REL RT	RESPONSE	CONCENTRATIONS ON-COLUMN (ug/mL)	CONCENTRATIONS FINAL (ug/kg)	
$	1	2-Fluorophenol	112	5.390	5.363	(0.743)	225857	22.3313	437.0	
$	2	Phenol-d5	99	6.928	6.917	(0.955)	300805	25.5901	500.8	(M)
	3	Phenol	94	Compound Not Detected.						
$	5	2-Chlorophenol-d4	132	6.982	6.981	(0.962)	247910	26.5949	520.4	(M)
	4	Bis(2-Chloroethyl)ether	93	Compound Not Detected.						
	6	2-Chlorophenol	128	Compound Not Detected.						
	7	1,3-Dichlorobenzene	146	Compound Not Detected.						
*	8	1,4-Dichlorobenzene-d4	152	7.254	7.259	(1.000)	143201	20.0000		(M)
	9	1,4-Dichlorobenzene	146	Compound Not Detected.						
$	10	1,2-Dichlorobenzene-d4	152	7.554	7.553	(1.041)	79145	13.0327	255.0	(M)
	12	1,2-Dichlorobenzene	146	Compound Not Detected.						
	11	Benzyl alcohol	108	Compound Not Detected.						
	14	2,2'-oxybis(1-Chloropropane)	45	Compound Not Detected.						
	13	2-Methylphenol	108	Compound Not Detected.						
	17	Hexachloroethane	117	Compound Not Detected.						

	Compounds	QUANT SIG MASS	RT	EXP RT	REL RT	RESPONSE	CONCENTRATIONS ON-COLUMN (ug/mL)	CONCENTRATIONS FINAL (ug/kg)
16	N-Nitroso-di-n-propylamine	70	Compound Not Detected.					
15	4-Methylphenol	108	8.088	8.082	(1.115)	49256	5.49687	107.6(M)
$ 18	Nitrobenzene-d5	82	8.200	8.205	(0.884)	191612	16.3466	319.9(M)
19	Nitrobenzene	77	Compound Not Detected.					
20	Isophorone	82	Compound Not Detected.					
21	2-Nitrophenol	139	Compound Not Detected.					
22	2,4-Dimethylphenol	107	Compound Not Detected.					
23	Bis(2-Chloroethoxy)methane	93	Compound Not Detected.					
24	Benzoic acid	105	Compound Not Detected.					
25	2,4-Dichlorophenol	162	Compound Not Detected.					
26	1,2,4-Trichlorobenzene	180	Compound Not Detected.					
* 27	Naphthalene-d8	136	9.279	9.284	(1.000)	508871	20.0000	(M)
28	Naphthalene	128	Compound Not Detected.					
29	4-Chloroaniline	127	Compound Not Detected.					
30	Hexachlorobutadiene	225	Compound Not Detected.					
31	4-Chloro-3-methylphenol	107	Compound Not Detected.					
32	2-Methylnaphthalene	141	Compound Not Detected.					
33	Hexachlorocyclopentadiene	237	Compound Not Detected.					
34	2,4,6-Trichlorophenol	196	Compound Not Detected.					
35	2,4,5-Trichlorophenol	196	Compound Not Detected.					
$ 36	2-Fluorobiphenyl	172	11.063	11.068	(0.914)	312822	16.9481	331.7(M)
37	2-Chloronaphthalene	162	Compound Not Detected.					
38	2-Nitroaniline	65	Compound Not Detected.					
39	Dimethylphthalate	163	Compound Not Detected.					
40	Acenaphthylene	152	Compound Not Detected.					
41	2,6-Dinitrotoluene	165	Compound Not Detected.					
* 42	Acenaphthene-d10	164	12.100	12.104	(1.000)	275163	20.0000	(M)
43	3-Nitroaniline	138	Compound Not Detected.					
44	Acenaphthene	153	Compound Not Detected.					
45	2,4-Dinitrophenol	184	Compound Not Detected.					
46	Dibenzofuran	168	Compound Not Detected.					
47	4-Nitrophenol	109	Compound Not Detected.					
48	2,4-Dinitrotoluene	165	Compound Not Detected.					
50	Diethylphthalate	149	Compound Not Detected.					
49	Fluorene	166	Compound Not Detected.					
51	4-Chlorophenyl-phenylether	204	Compound Not Detected.					
52	4-Nitroaniline	138	Compound Not Detected.					
53	4,6-Dinitro-2-methylphenol	198	Compound Not Detected.					
54	N-Nitrosodiphenylamine	169	Compound Not Detected.					
$ 55	2,4,6-Tribromophenol	330	13.392	13.392	(1.107)	59531	32.1661	629.5(M)
56	4-Bromophenyl-phenylether	248	Compound Not Detected.					
57	Hexachlorobenzene	284	Compound Not Detected.					
58	Pentachlorophenol	266	Compound Not Detected.					
* 59	Phenanthrene-d10	188	14.440	14.444	(1.000)	373365	20.0000	(M)
60	Phenanthrene	178	Compound Not Detected.					
61	Anthracene	178	Compound Not Detected.					
62	Carbazole	167	Compound Not Detected.					

	Compounds	QUANT SIG MASS	RT	EXP RT	REL RT	RESPONSE	CONCENTRATIONS ON-COLUMN (ug/mL)	FINAL (ug/kg)
63	Di-n-butylphthalate	149	Compound Not Detected.					
64	Fluoranthene	202	16.395	16.389	(1.135)	55288	2.46149	48.17
65	Pyrene	202	16.737	16.741	(0.895)	56295	2.42528	47.46
$ 66	Terphenyl-d14	244	17.079	17.073	(0.913)	247180	17.1664	335.9
67	Butylbenzylphthalate	149	Compound Not Detected.					
68	Benzo(a)anthracene	228	18.681	18.680	(0.999)	21590	1.06809	20.90
* 69	Chrysene-d12	240	18.708	18.707	(1.000)	267781	20.0000	
70	3,3'-Dichlorobenzidine	252	Compound Not Detected.					
71	Chrysene	228	18.745	18.750	(1.002)	35047	1.79023	35.03
72	bis(2-Ethylhexyl)phthalate	149	18.943	18.942	(0.953)	33912	2.26999	44.42
* 134	Di-n-octylphthalate-d4	153	19.867	19.866	(1.000)	511442	20.0000	
73	Di-n-octylphthalate	149	Compound Not Detected.					
74	Benzo(b)fluoranthene	252	20.316	20.321	(0.974)	22685	1.01791	19.92
75	Benzo(k)fluoranthene	252	Compound Not Detected.					
76	Benzo(a)pyrene	252	Compound Not Detected.					
* 77	Perylene-d12	264	20.855	20.844	(1.000)	320350	20.0000	
78	Indeno(1,2,3-cd)pyrene	276	Compound Not Detected.					
79	Dibenzo(a,h)anthracene	278	Compound Not Detected.					
80	Benzo(g,h,i)perylene	276	Compound Not Detected.					

QC Flag Legend

M - Compound response manually integrated.

Analytical Resources, Inc.

INTERNAL STANDARD COMPOUNDS
AREA AND RT SUMMARY

Instrument ID: nt6.i
Lab File ID: ih29a.d
Lab Smp Id: IH29A
Analysis Type: SV
Quant Type: ISTD
Operator: LJR/VS
Method File: /chem1/nt6.i/20050729.b/SW846.m
Misc Info: 05-11903

Calibration Date: 29-JUL-2005
Calibration Time: 15:44
Client Smp ID: AN-RI-SEDC-01A
Level: LOW
Sample Type: Sediment

COMPOUND	STANDARD	AREA LIMIT LOWER	AREA LIMIT UPPER	SAMPLE	%DIFF
8 1,4-Dichlorobenze	108502	54251	217004	143201	31.98
27 Naphthalene-d8	392657	196328	785314	508871	29.60
42 Acenaphthene-d10	220694	110347	441388	275163	24.68
59 Phenanthrene-d10	307459	153730	614918	373365	21.44
69 Chrysene-d12	220907	110454	441814	267781	21.22
134 Di-n-octylphthala	371940	185970	743880	511442	37.51
77 Perylene-d12	239558	119779	479116	320350	33.73

COMPOUND	STANDARD	RT LIMIT LOWER	RT LIMIT UPPER	SAMPLE	%DIFF
8 1,4-Dichlorobenze	7.26	6.76	7.76	7.25	-0.06
27 Naphthalene-d8	9.28	8.78	9.78	9.28	-0.05
42 Acenaphthene-d10	12.10	11.60	12.60	12.10	-0.04
59 Phenanthrene-d10	14.44	13.94	14.94	14.44	-0.03
69 Chrysene-d12	18.71	18.21	19.21	18.71	0.00
134 Di-n-octylphthala	19.87	19.37	20.37	19.87	0.00
77 Perylene-d12	20.84	20.34	21.34	20.86	0.05

AREA UPPER LIMIT = +100% of internal standard area.
AREA LOWER LIMIT = - 50% of internal standard area.
RT UPPER LIMIT = + 0.50 minutes of internal standard RT.
RT LOWER LIMIT = - 0.50 minutes of internal standard RT.

Analytical Resources, Inc.

RECOVERY REPORT

Client Name: ANCHOR
Sample Matrix: SOLID
Lab Smp Id: IH29A
Level: LOW
Data Type: MS DATA
SpikeList File: SONICMS.spk
Sublist File: PSDDA.sub
Method File: /chem1/nt6.i/20050729.b/SW846.m
Misc Info: 05-11903

Client SDG: IH29
Fraction: SV
Client Smp ID: AN-RI-SEDC-01A
Operator: LJR/VS
SampleType: SAMPLE
Quant Type: ISTD

SURROGATE COMPOUND	CONC ADDED ug/kg	CONC RECOVERED ug/kg	% RECOVERED	LIMITS
$ 1 2-Fluorophenol	733.9	437.0	59.55	24-112
$ 2 Phenol-d5	733.9	500.8	68.24	29-109
$ 5 2-Chlorophenol-d4	733.9	520.4	70.92	34-101
$ 10 1,2-Dichlorobenzen	489.2	255.0	52.13	30-84
$ 18 Nitrobenzene-d5	489.2	319.9	65.39	28-103
$ 36 2-Fluorobiphenyl	489.2	331.7	67.79	33-104
$ 55 2,4,6-Tribromophen	733.9	629.5	85.78	27-134
$ 66 Terphenyl-d14	489.2	335.9	68.67	31-120

Data File: /chem1/nt6.i/20050729.b/ih29a.d
Date : 29-JUL-2005 19:42
Client ID: AN-RI-SEDC-01A
Sample Info: IH29A
Volume Injected (uL): 1.0
Column phase: RTX-5

Instrument: nt6.i
Operator: LJR/VS
Column diameter: 0.32

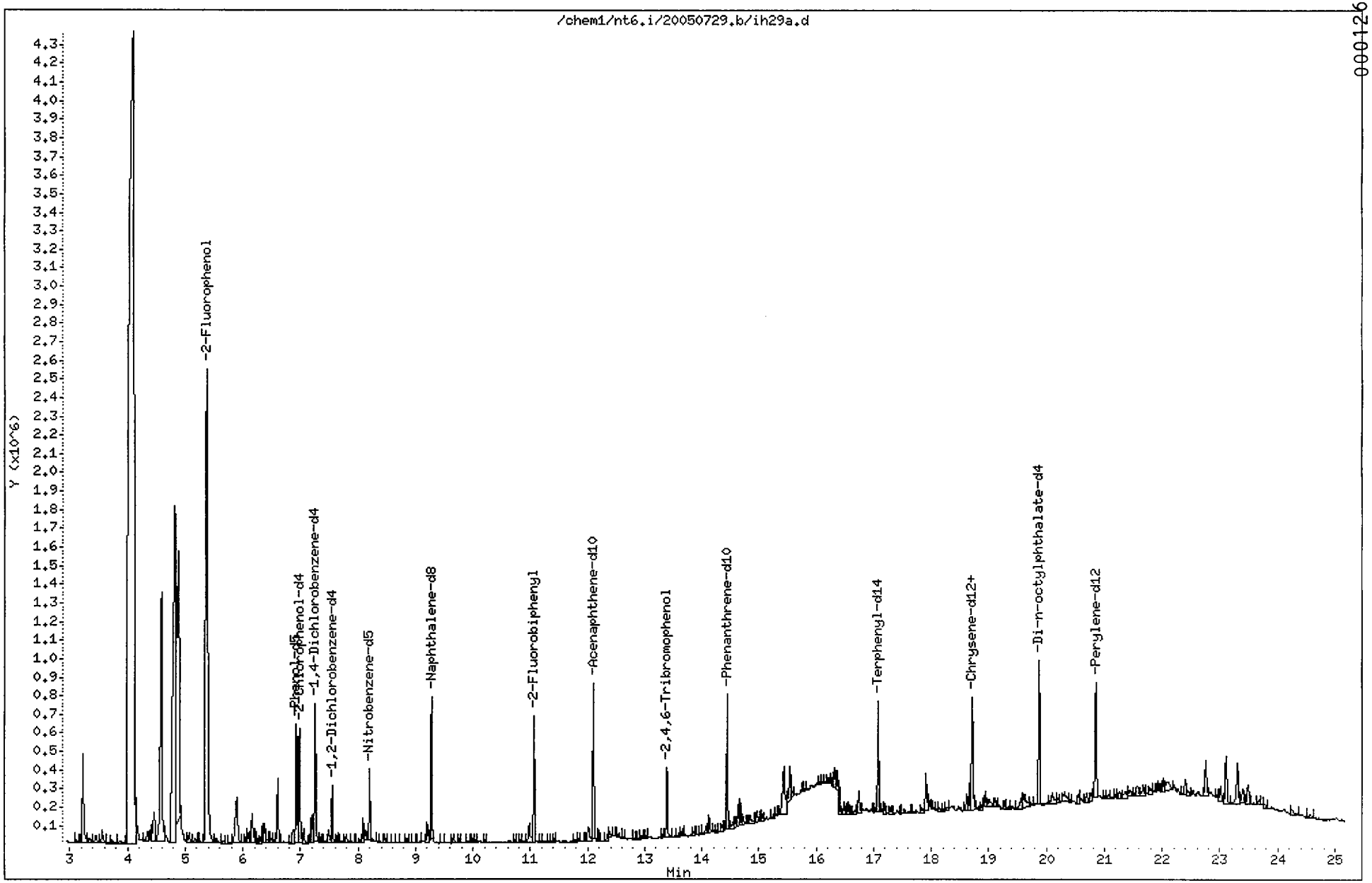

000126

Data File: /chem1/nt6.i/20050729.b/ih29a.d

Date : 29-JUL-2005 19:42

Client ID: AN-RI-SEDC-01A

Instrument: nt6.i

Sample Info: IH29A

Volume Injected (uL): 1.0

Operator: LJR/VS

Column phase: RTX-5

Column diameter: 0.32

15 4-Methylphenol

Concentration: 107.6 ug/kg

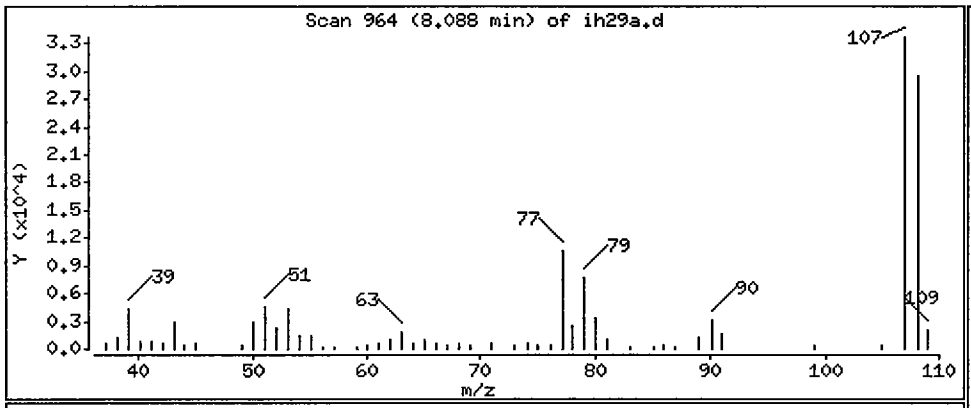

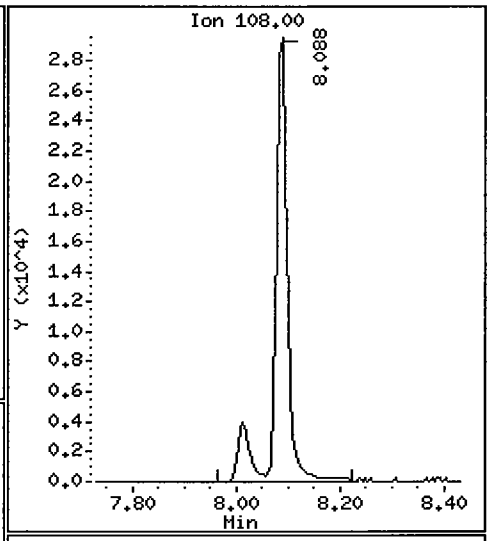

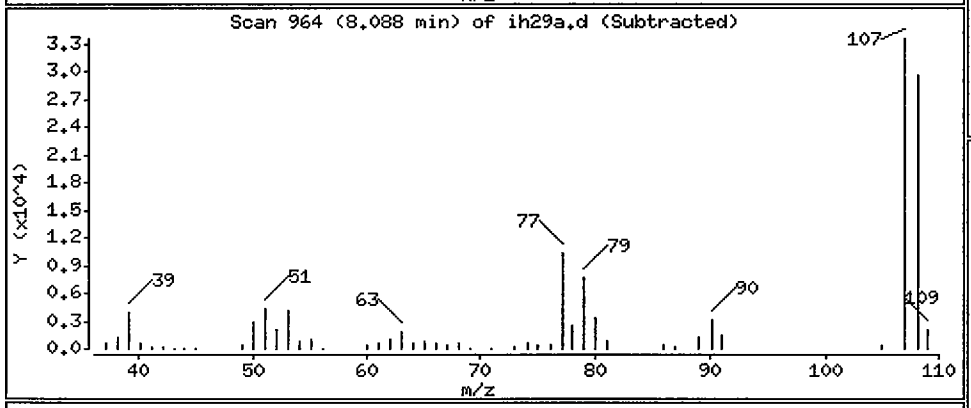

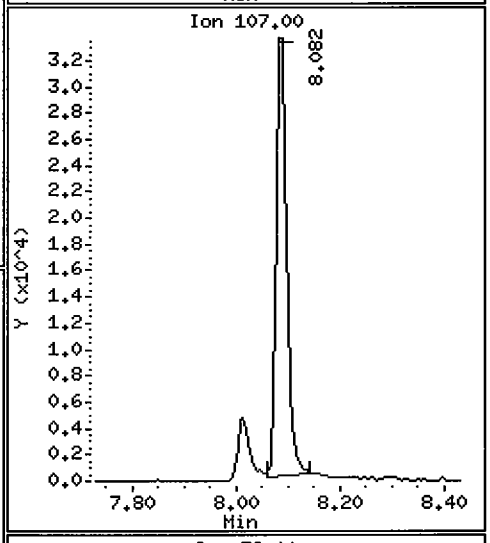

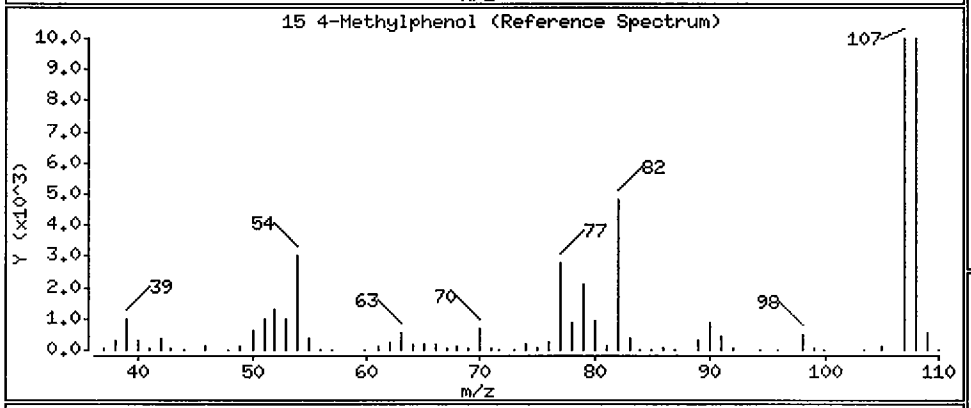

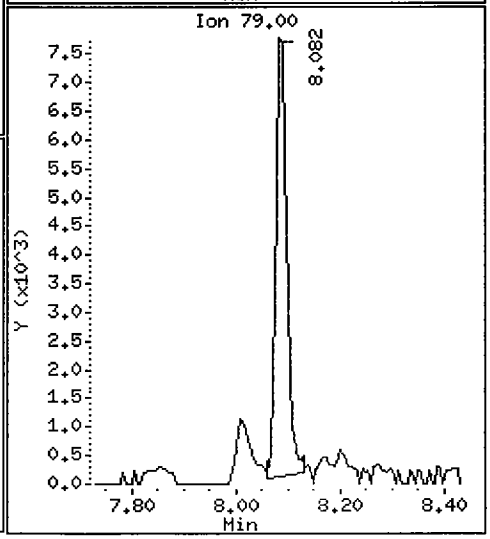

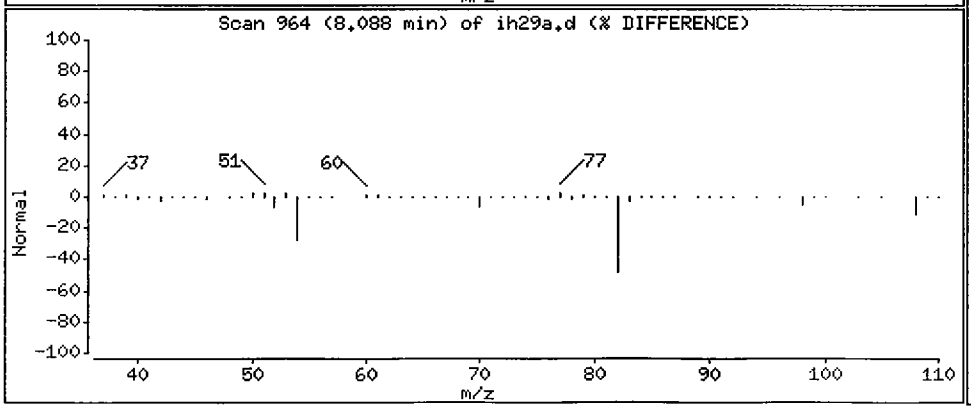

Data File: /chem1/nt6.i/20050729.b/ih29a.d

Date : 29-JUL-2005 19:42

Client ID: AN-RI-SEDC-01A

Instrument: nt6.i

Sample Info: IH29A

Volume Injected (uL): 1.0

Operator: LJR/VS

Column phase: RTX-5

Column diameter: 0.32

64 Fluoranthene

Concentration: 48.17 ug/kg

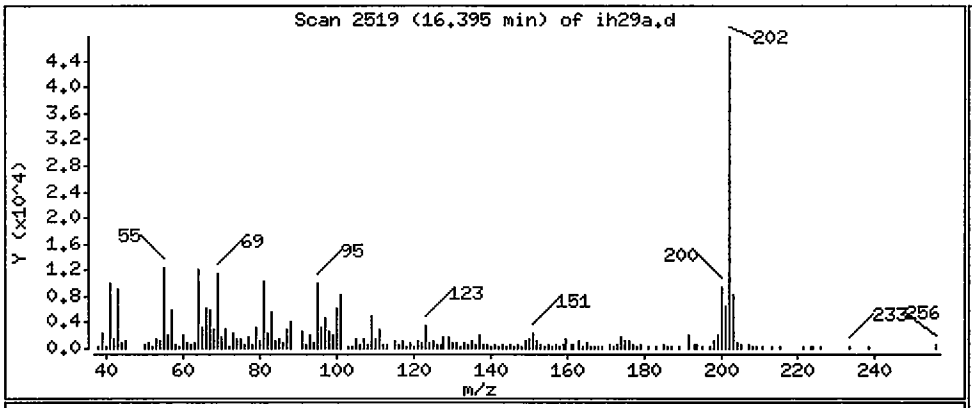

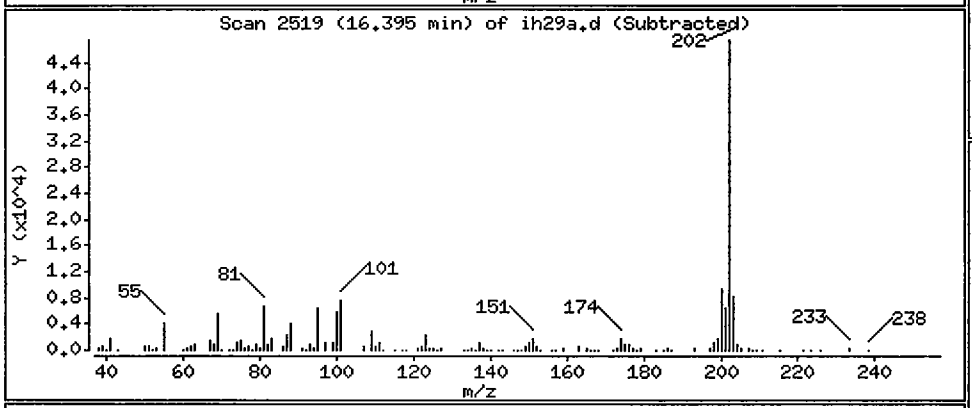

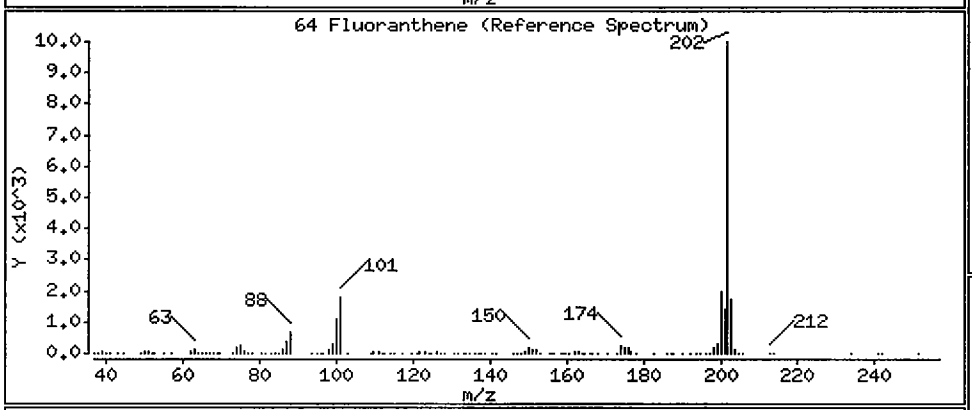

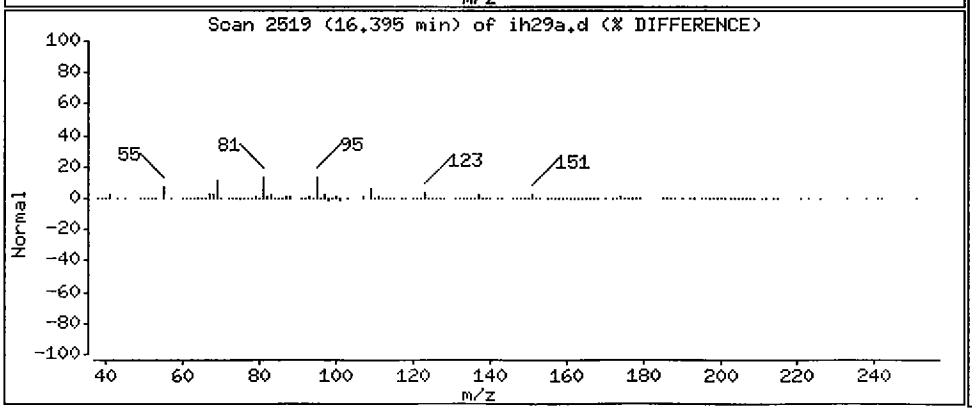

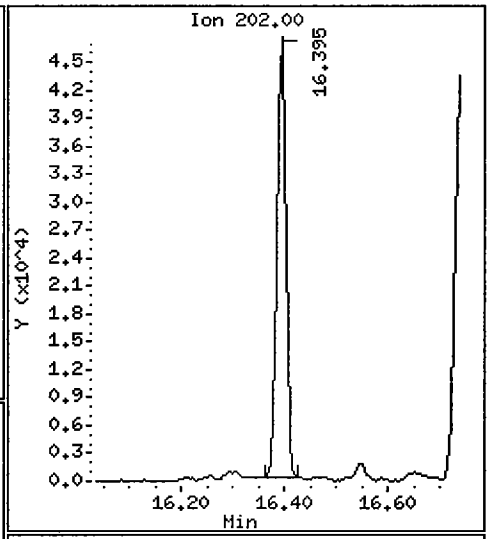

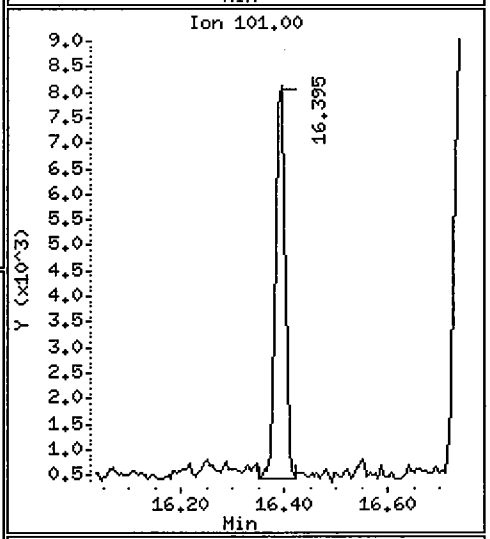

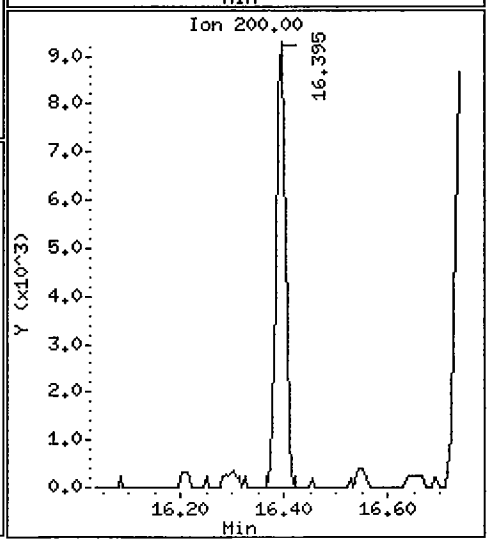

Data File: /chem1/nt6.i/20050729.b/ih29a.d

Date : 29-JUL-2005 19:42

Client ID: AN-RI-SEDC-01A

Instrument: nt6.i

Sample Info: IH29A

Volume Injected (uL): 1.0

Operator: LJR/VS

Column phase: RTX-5

Column diameter: 0.32

65 Pyrene

Concentration: 47.46 ug/kg

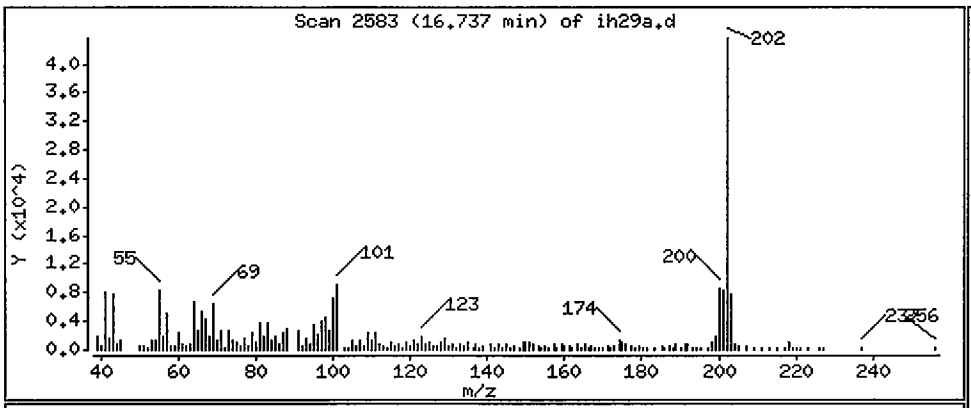

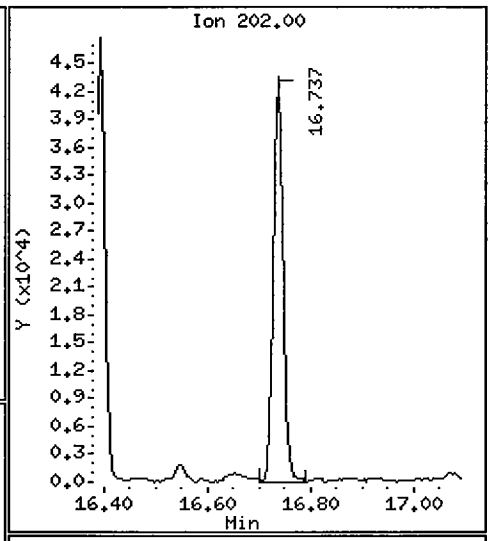

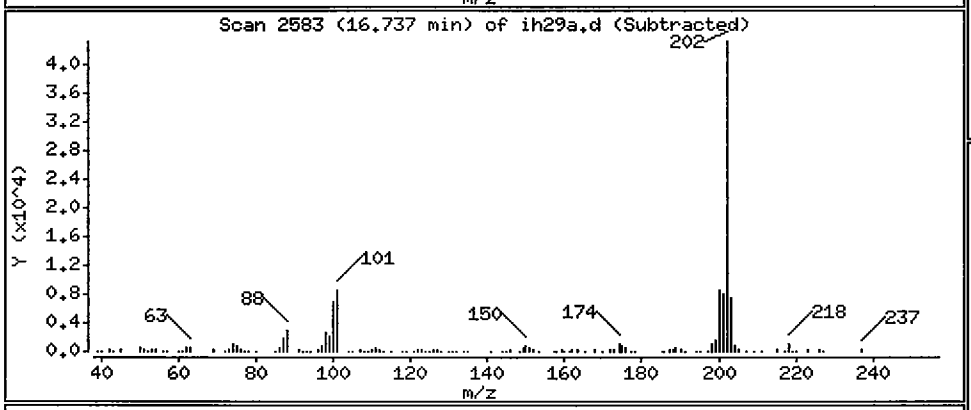

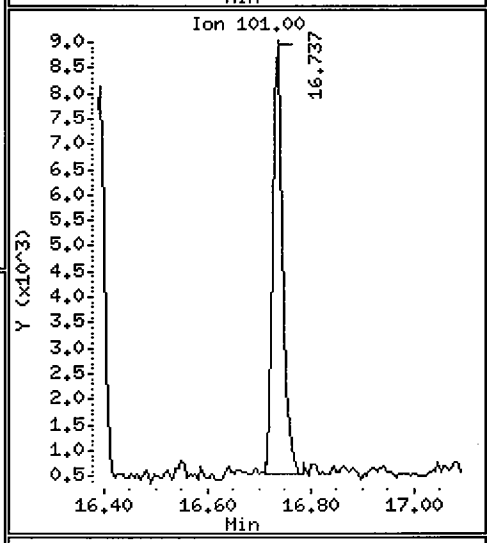

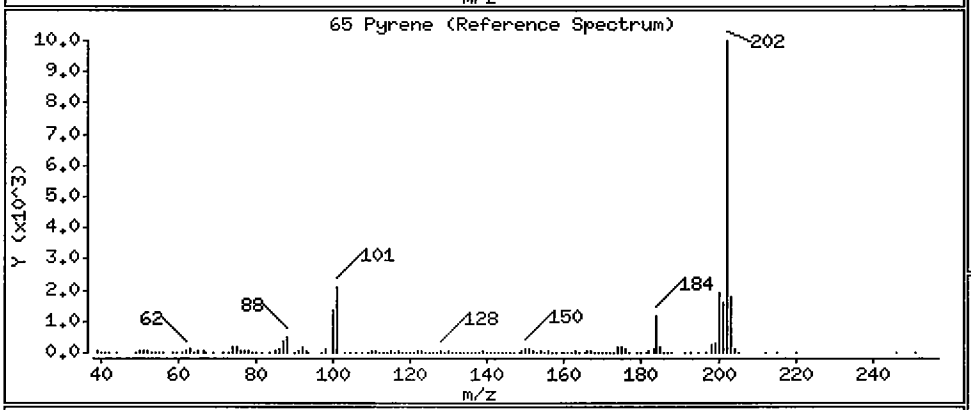

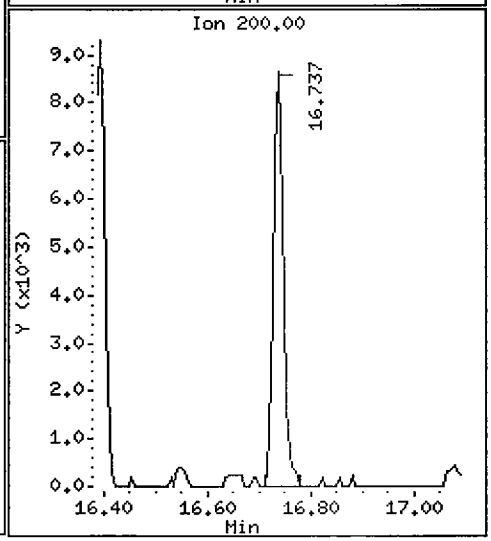

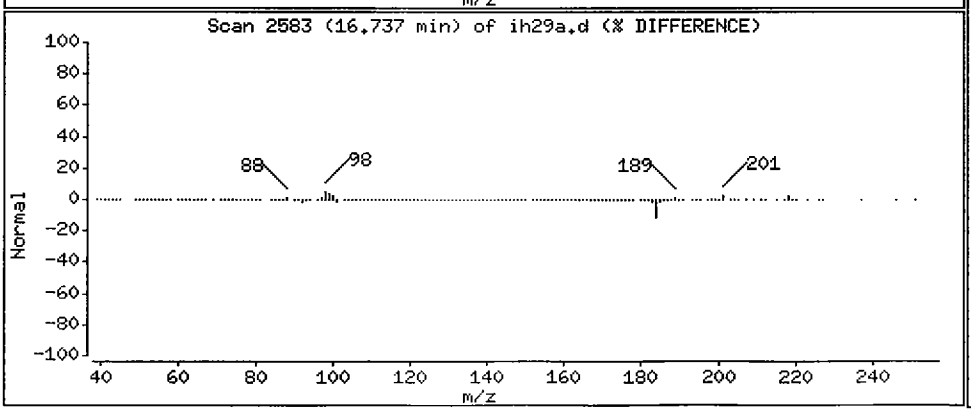

Data File: /chem1/nt6.i/20050729.b/ih29a.d

Date : 29-JUL-2005 19:42

Client ID: AN-RI-SEDC-01A

Instrument: nt6.i

Sample Info: IH29A

Volume Injected (uL): 1.0

Operator: LJR/VS

Column phase: RTX-5

Column diameter: 0.32

68 Benzo(a)anthracene

Concentration: 20.90 ug/kg

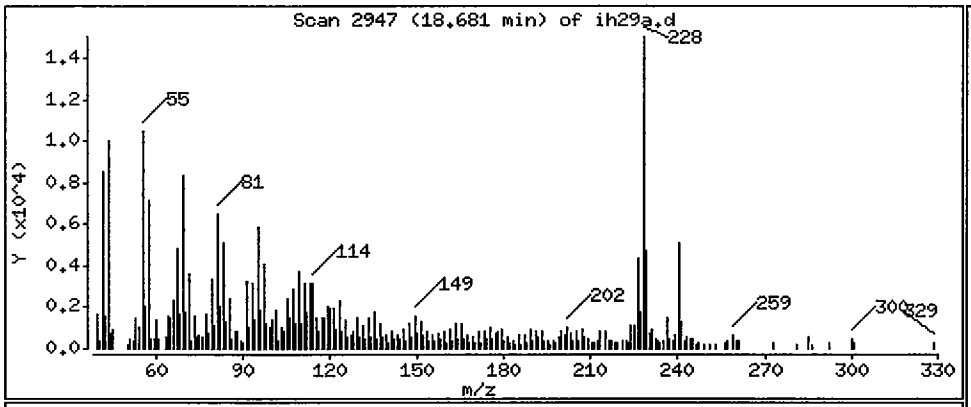

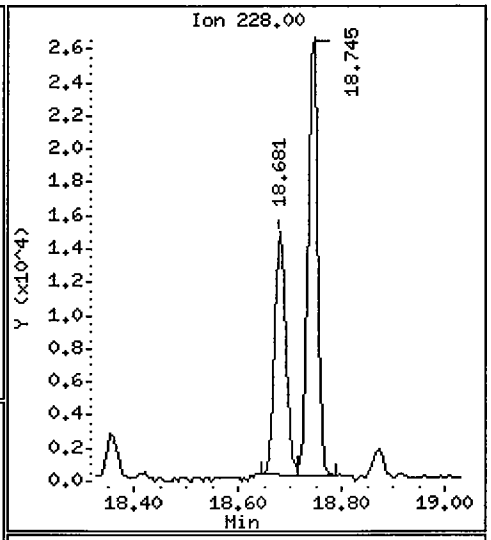

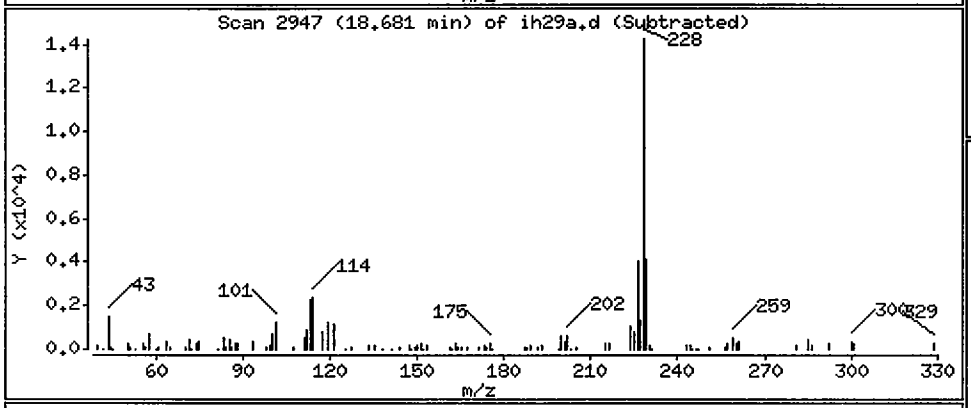

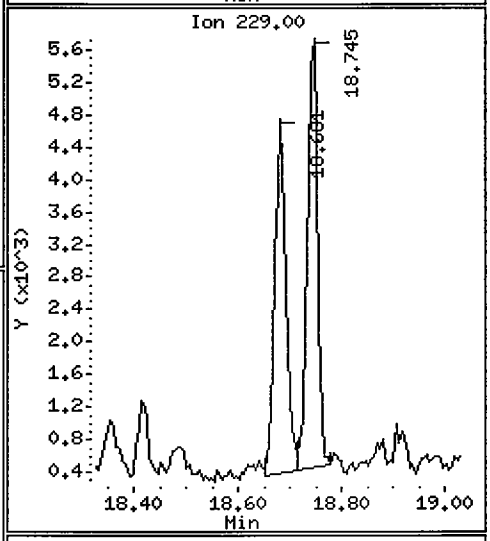

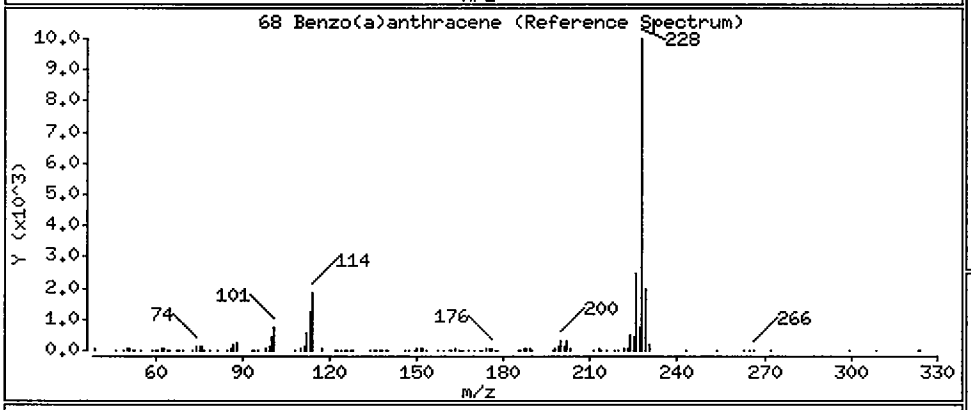

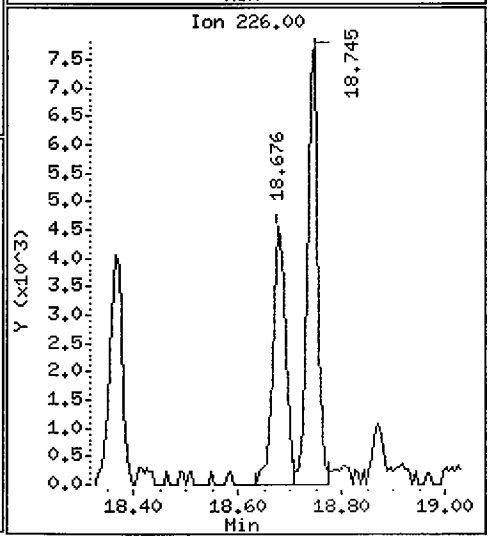

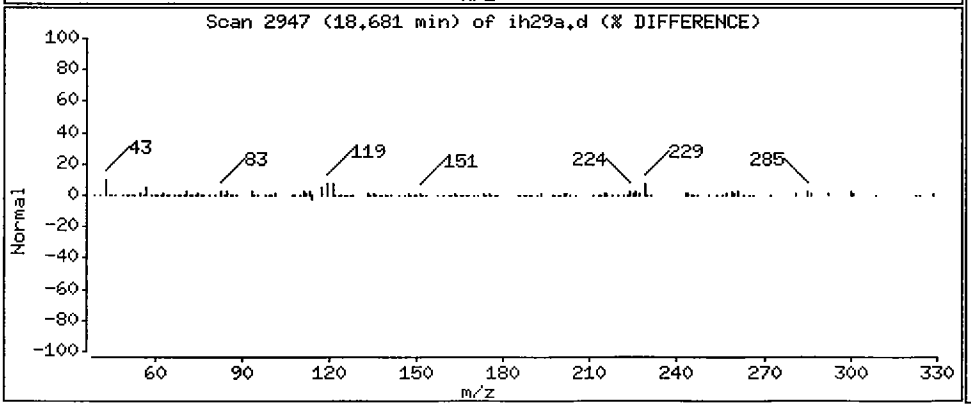

Data File: /chem1/nt6.i/20050729.b/ih29a.d

Date : 29-JUL-2005 19:42

Client ID: AN-RI-SEDC-01A

Instrument: nt6.i

Sample Info: IH29A

Volume Injected (uL): 1.0

Operator: LJR/VS

Column phase: RTX-5

Column diameter: 0.32

71 Chrysene

Concentration: 35.03 ug/kg

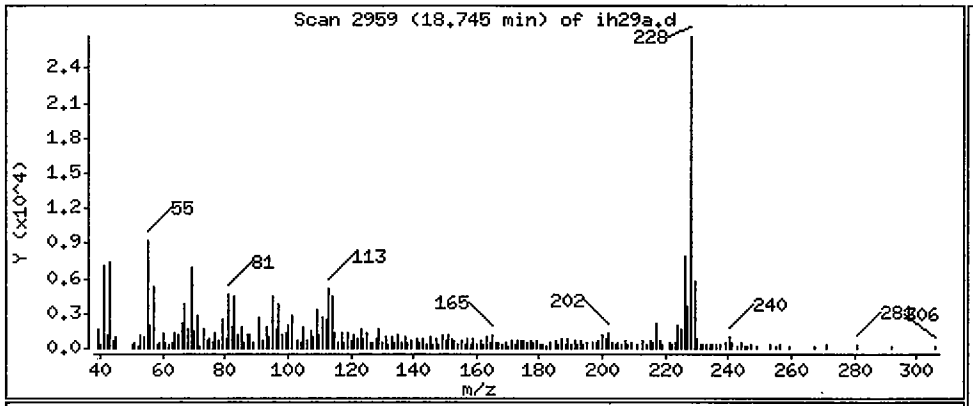

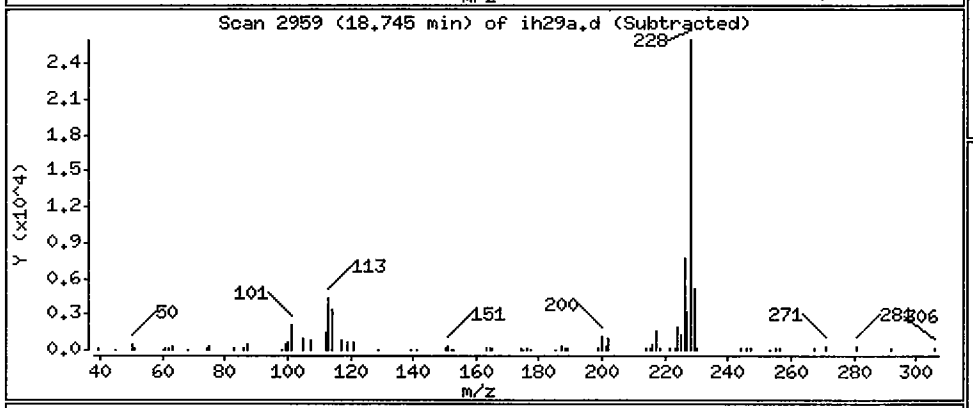

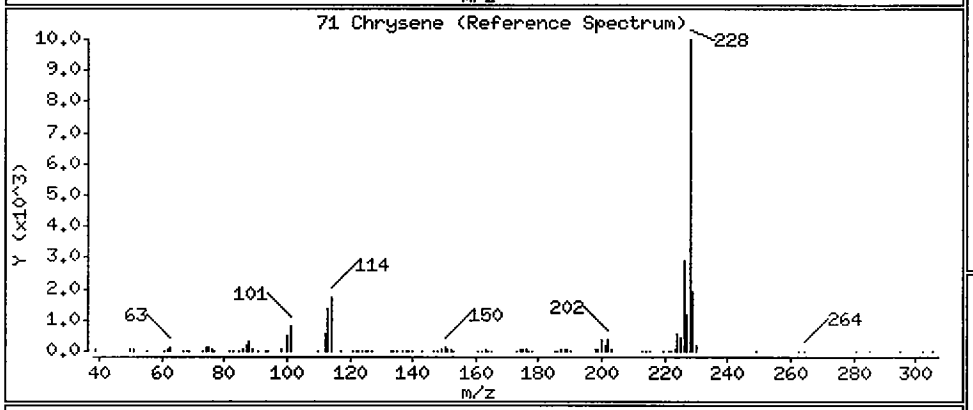

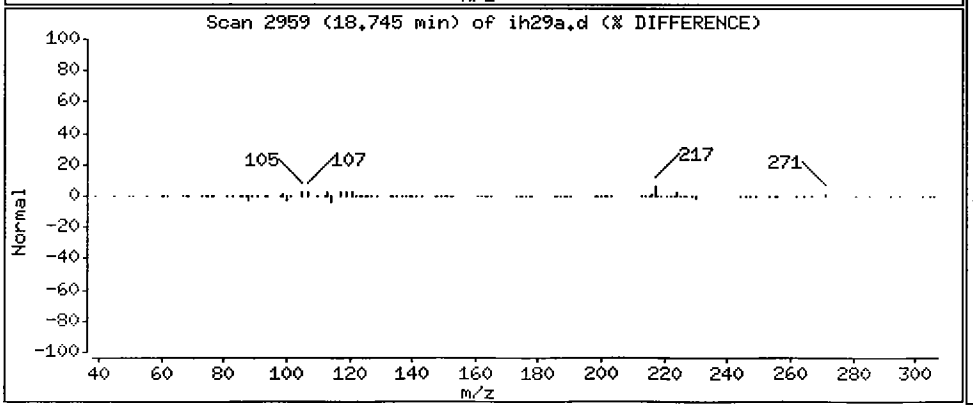

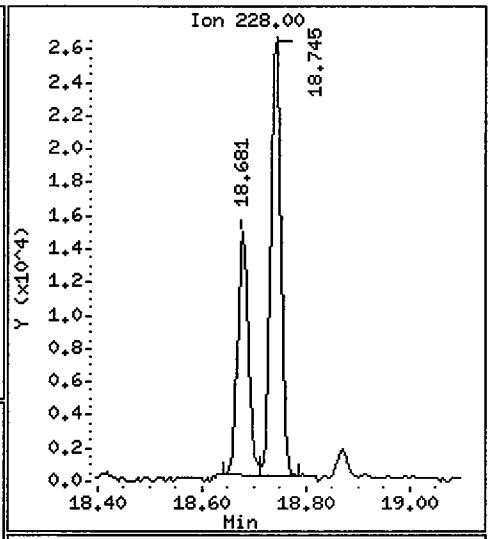

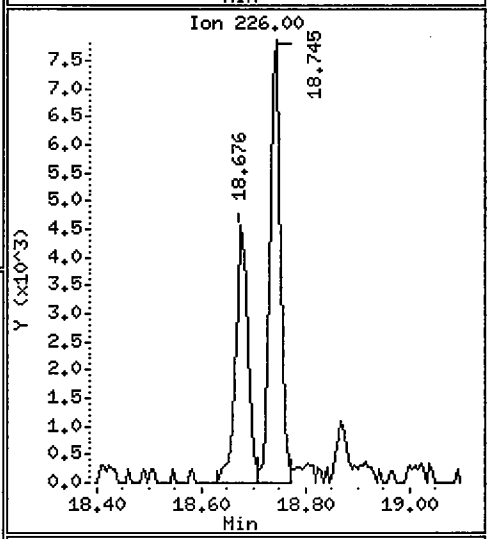

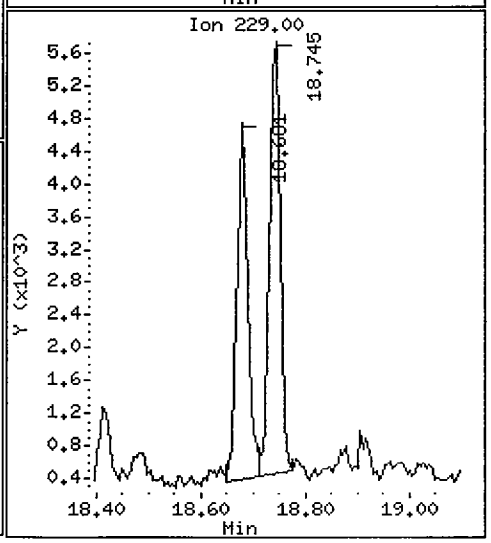

Data File: /chem1/nt6.i/20050729.b/ih29a.d

Date : 29-JUL-2005 19:42

Client ID: AN-RI-SEDC-01A

Instrument: nt6.i

Sample Info: IH29A

Volume Injected (uL): 1.0

Operator: LJR/VS

Column phase: RTX-5

Column diameter: 0.32

72 bis(2-Ethylhexyl)phthalate

Concentration: 44.42 ug/kg

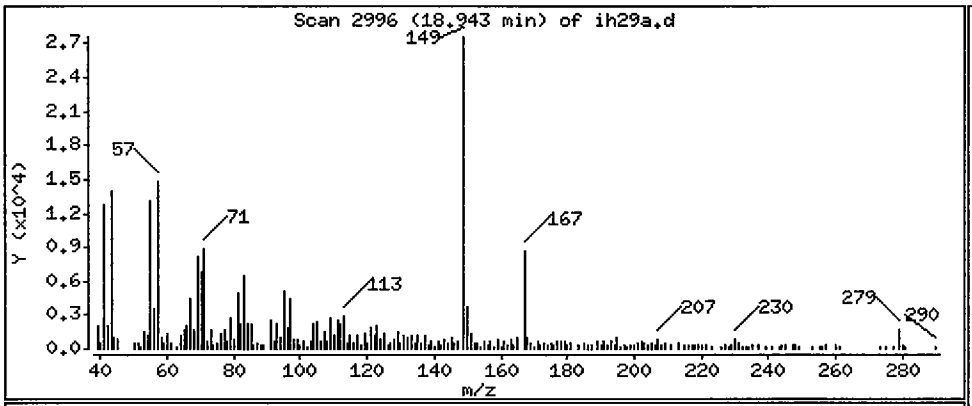

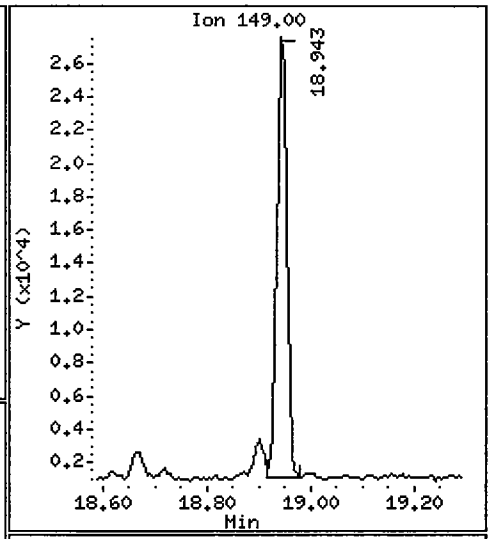

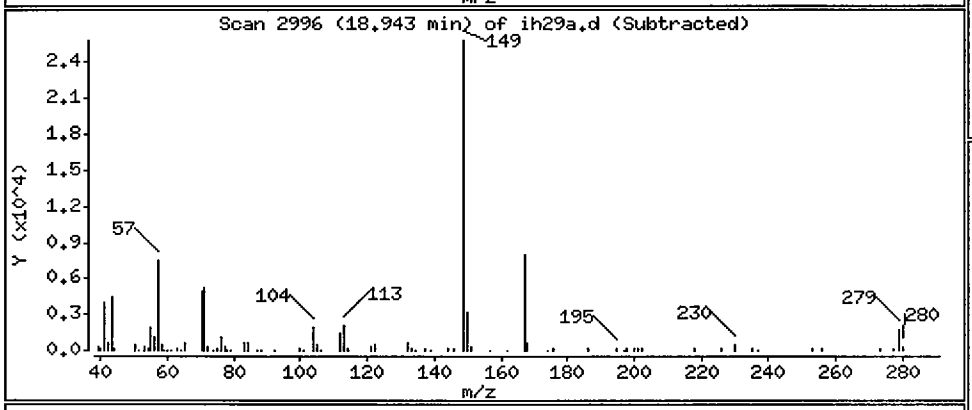

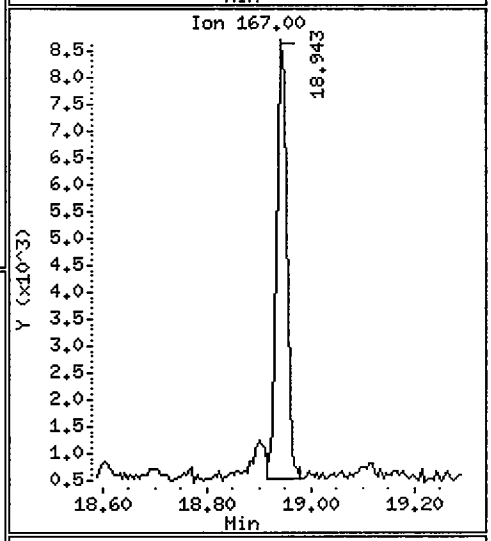

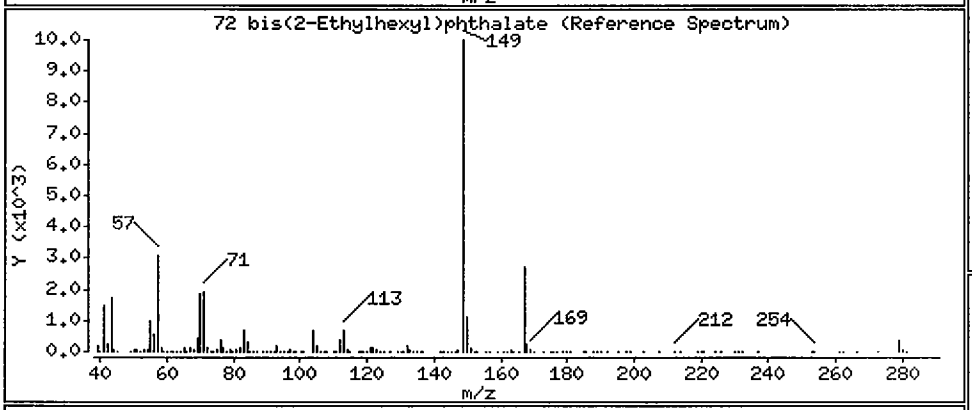

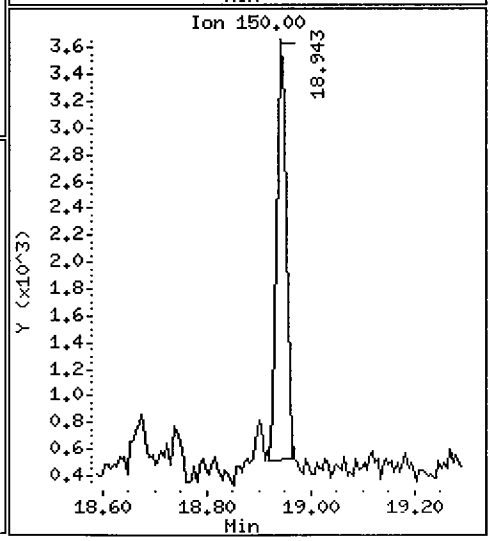

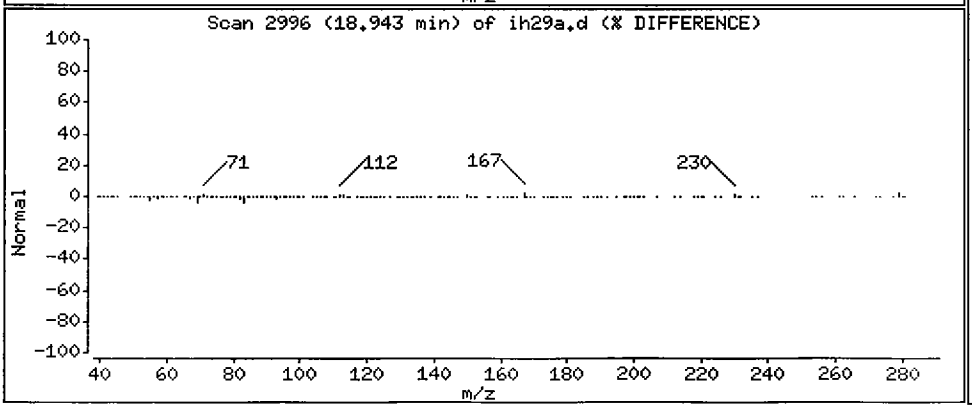

Data File: /chem1/nt6.i/20050729.b/ih29a.d

Date : 29-JUL-2005 19:42

Client ID: AN-RI-SEDC-01A

Instrument: nt6.i

Sample Info: IH29A

Volume Injected (uL): 1.0

Operator: LJR/VS

Column phase: RTX-5

Column diameter: 0.32

74 Benzo(b)fluoranthene

Concentration: 19.92 ug/kg

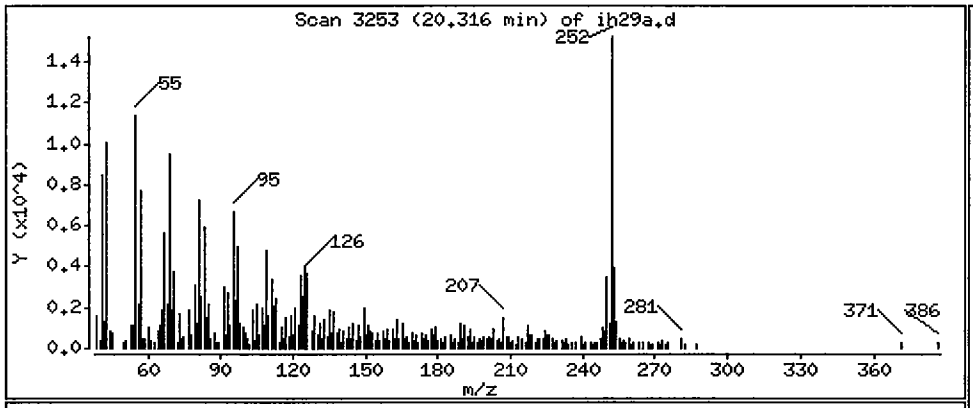

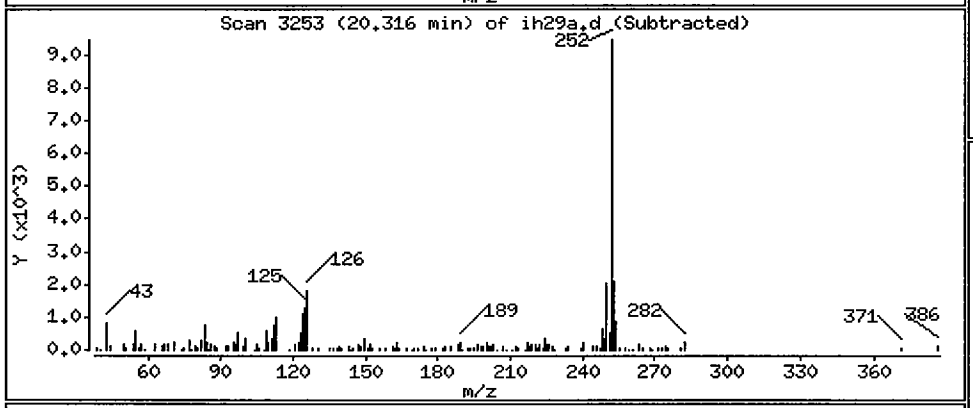

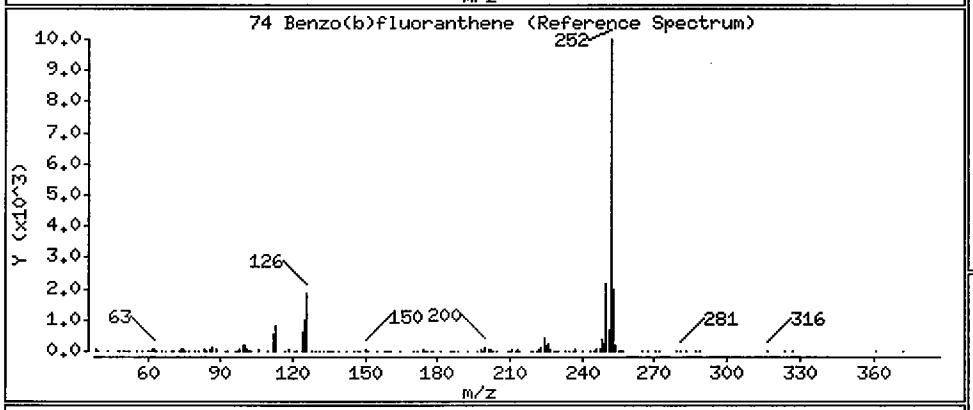

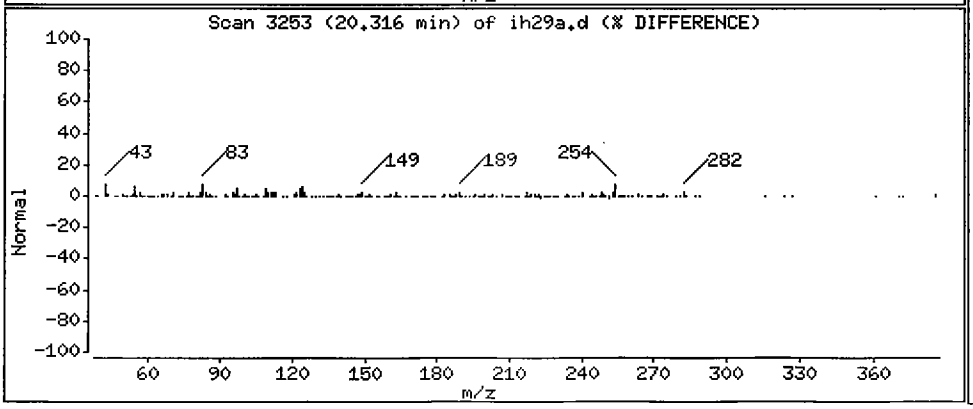

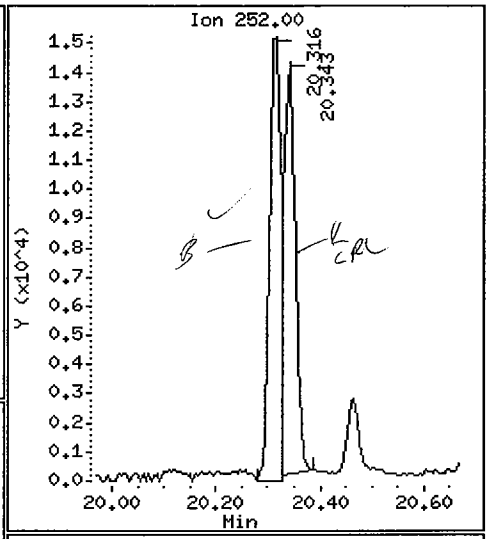

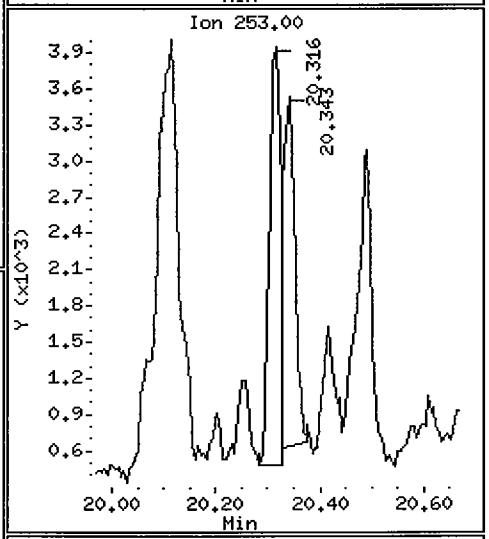

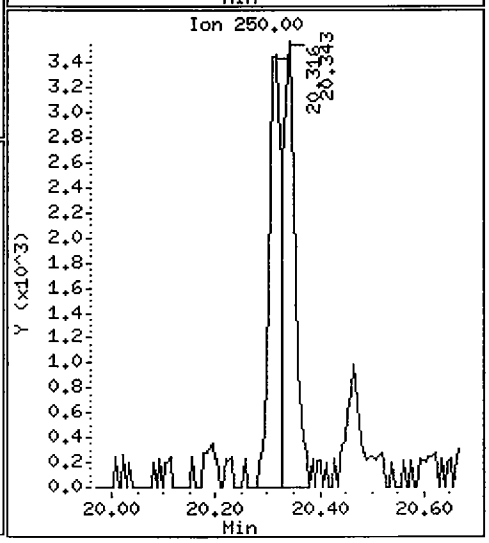

Data File: /chem1/nt6.i/20050729.b/ih29a.d
Injection Date: 29-JUL-2005 19:42
Instrument: nt6.i
Client Sample ID: AN-RI-SEDC-01A

Compound: Phenol-d5
CAS Number:

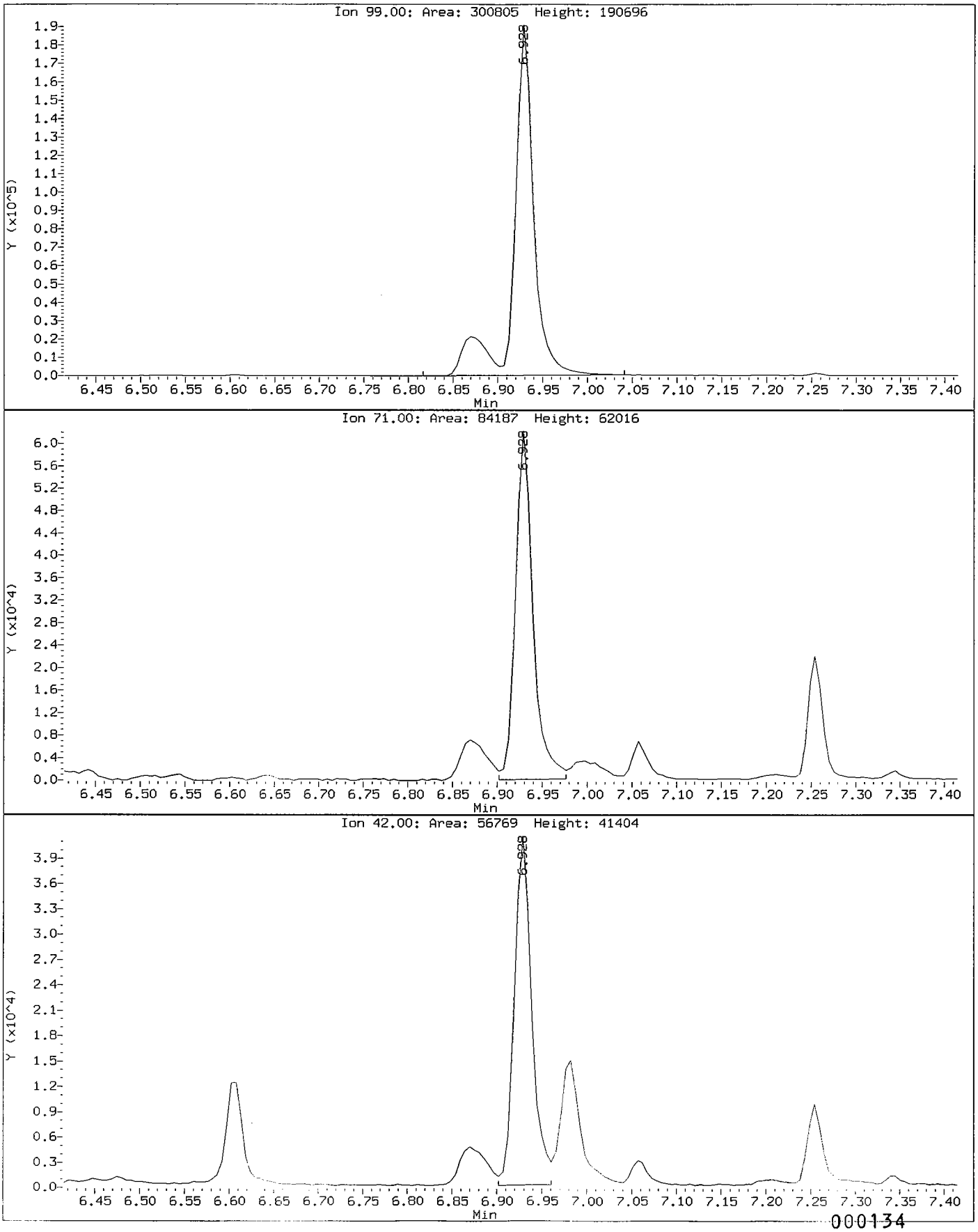

Data File: /chem1/nt6.i/20050729.b/ih29a.d
Injection Date: 29-JUL-2005 19:42
Instrument: nt6.i
Client Sample ID: AN-RI-SEDC-01A

Compound: 2-Chlorophenol-d4
CAS Number:

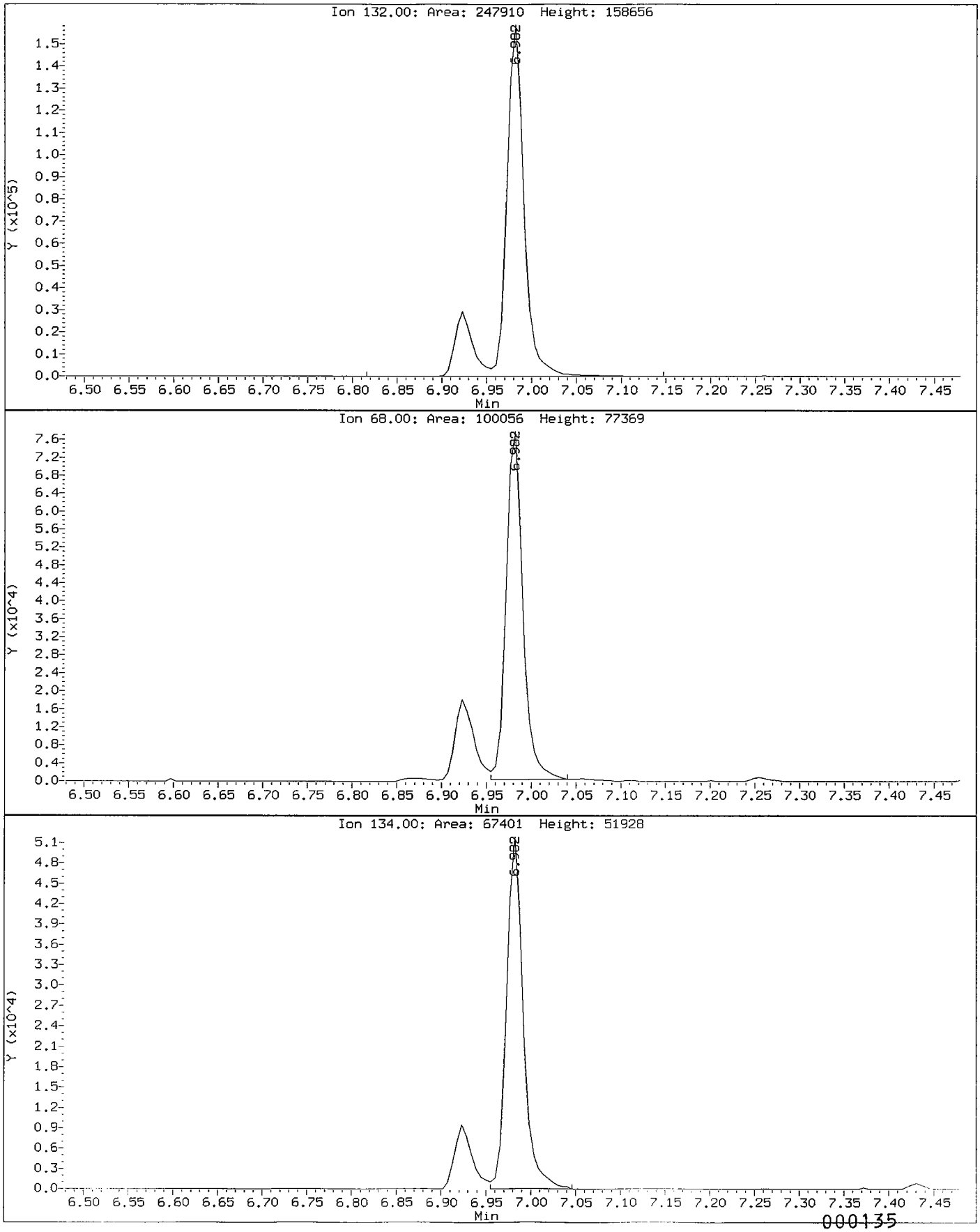

Data File: /chem1/nt6.i/20050729.b/ih29a.d
Injection Date: 29-JUL-2005 19:42
Instrument: nt6.i
Client Sample ID: AN-RI-SEDC-01A

Compound: 1,4-Dichlorobenzene-d4
CAS Number: 3855-82-1

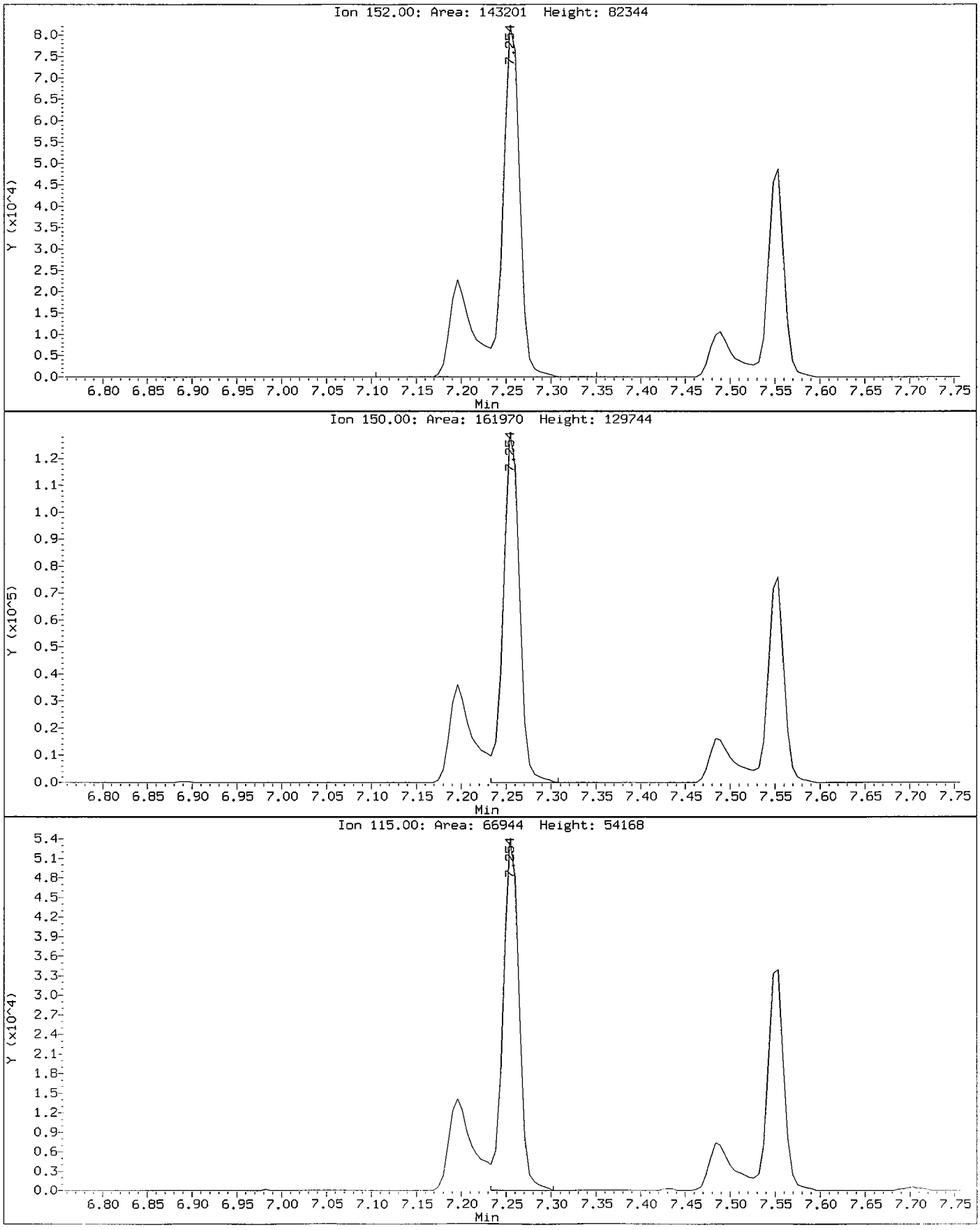

Data File: /chem1/nt6.i/20050729.b/ih29a.d
Injection Date: 29-JUL-2005 19:42
Instrument: nt6.i
Client Sample ID: AN-RI-SEDC-01A

Compound: 1,2-Dichlorobenzene-d4
CAS Number: 2199-69-1

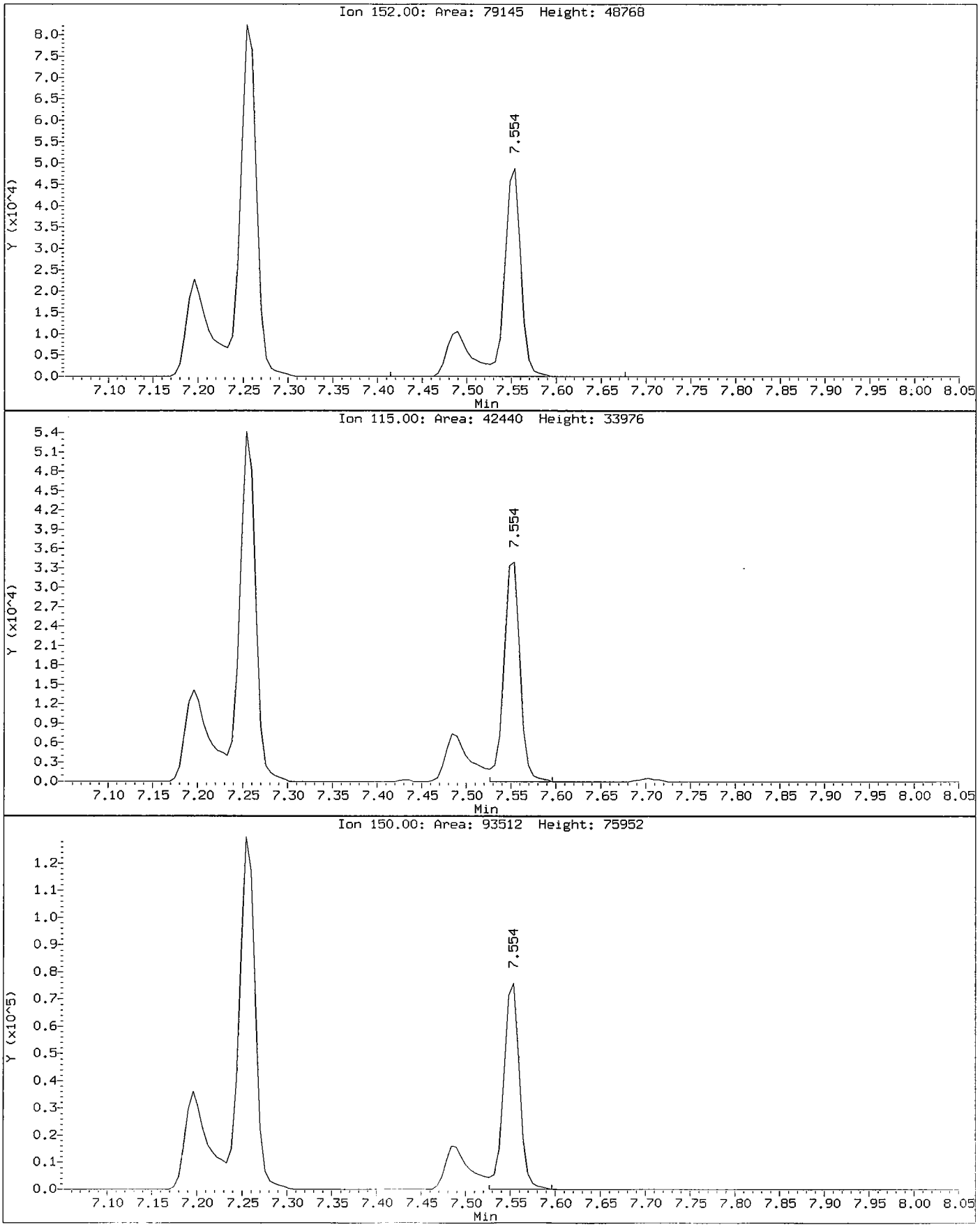

Data File: /chem1/nt6.i/20050729.b/ih29a.d
Injection Date: 29-JUL-2005 19:42
Instrument: nt6.i
Client Sample ID: AN-RI-SEDC-01A

Compound: Nitrobenzene-d5
CAS Number: 4165-60-0

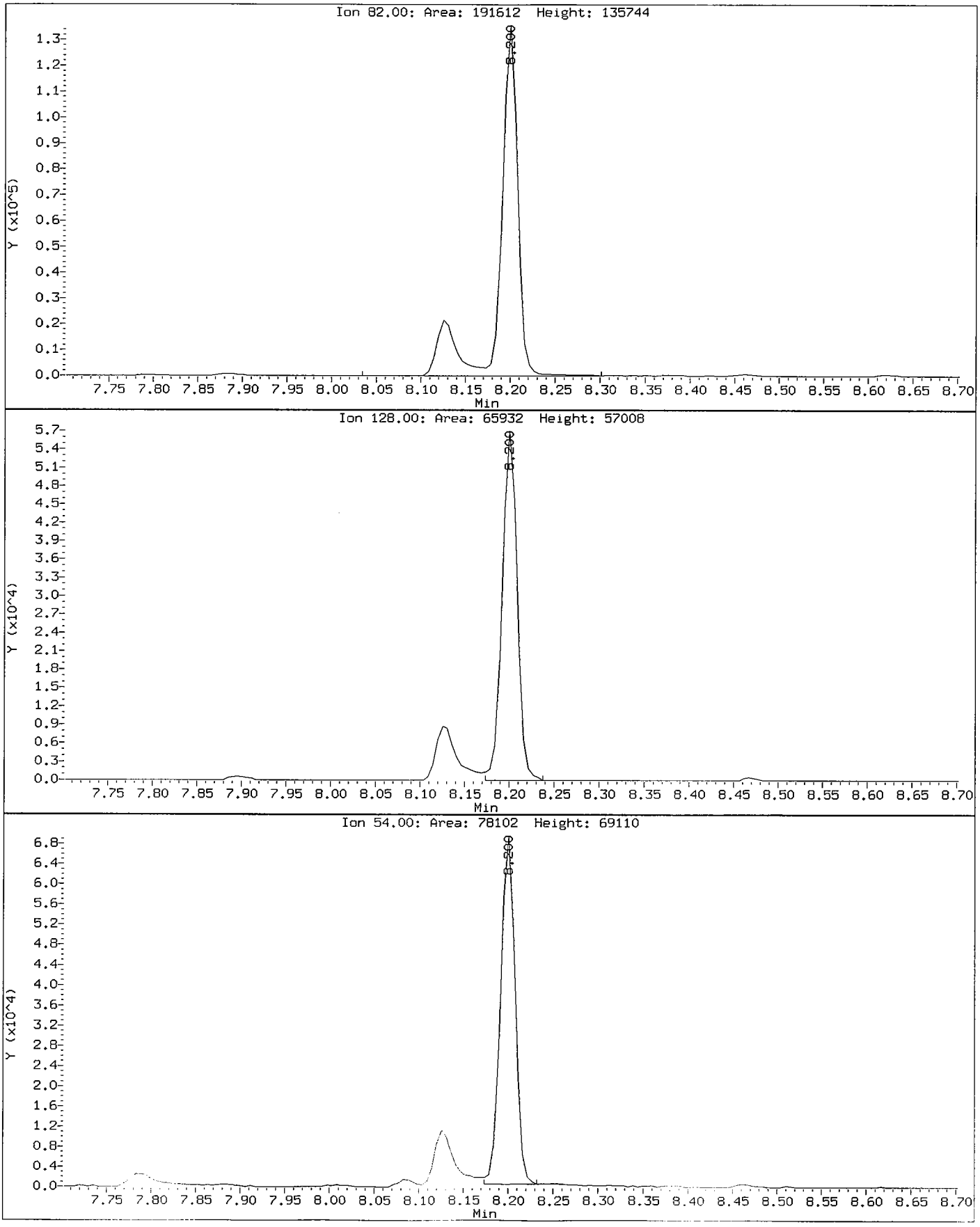

Data File: /chem1/nt6.i/20050729.b/ih29a.d
Injection Date: 29-JUL-2005 19:42
Instrument: nt6.i
Client Sample ID: AN-RI-SEDC-01A

Compound: Naphthalene-d8
CAS Number: 1146-65-2

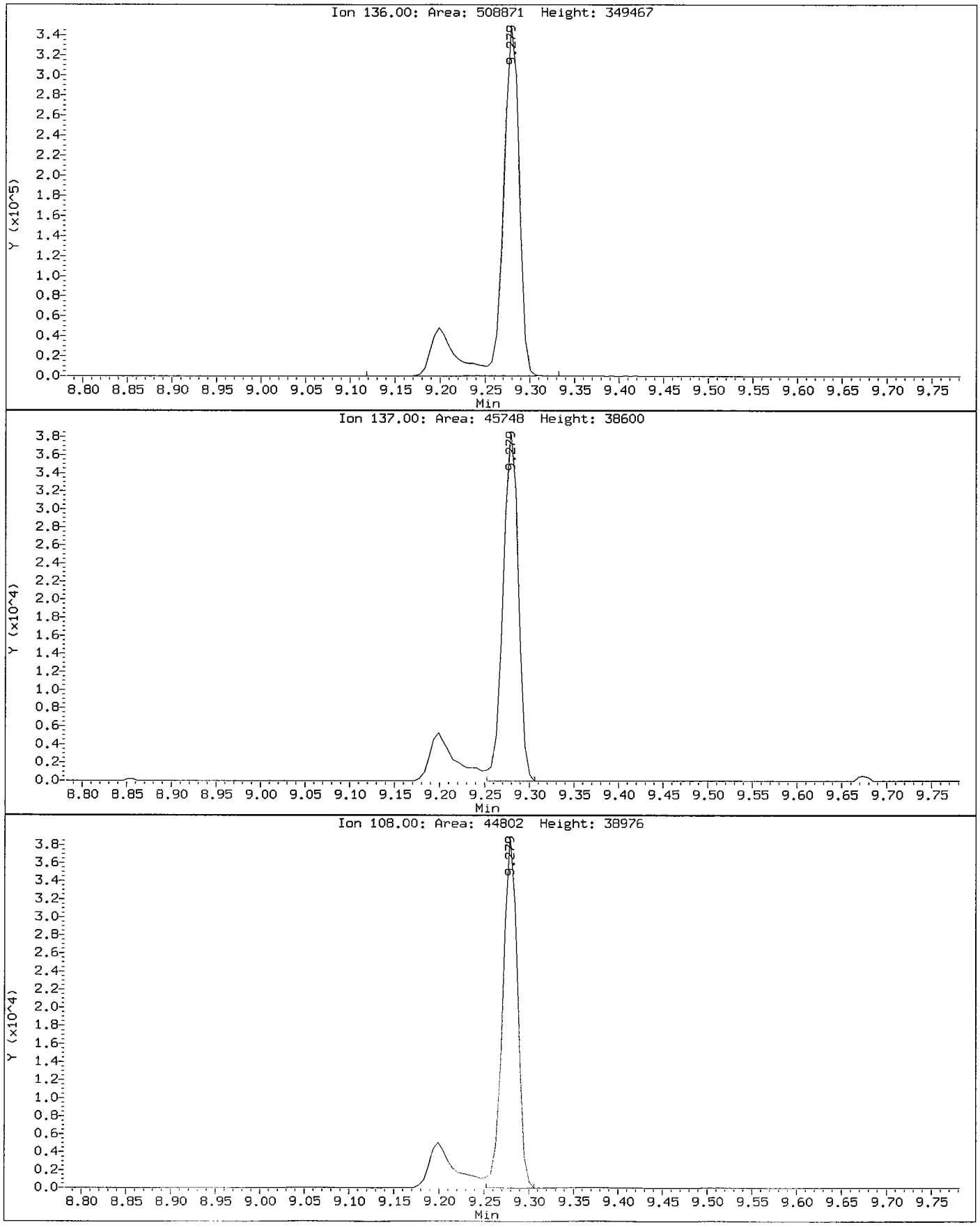

Data File: /chem1/nt6.i/20050729.b/ih29a.d
Injection Date: 29-JUL-2005 19:42
Instrument: nt6.i
Client Sample ID: AN-RI-SEDC-01A

Compound: 2-Fluorobiphenyl
CAS Number: 321-60-8

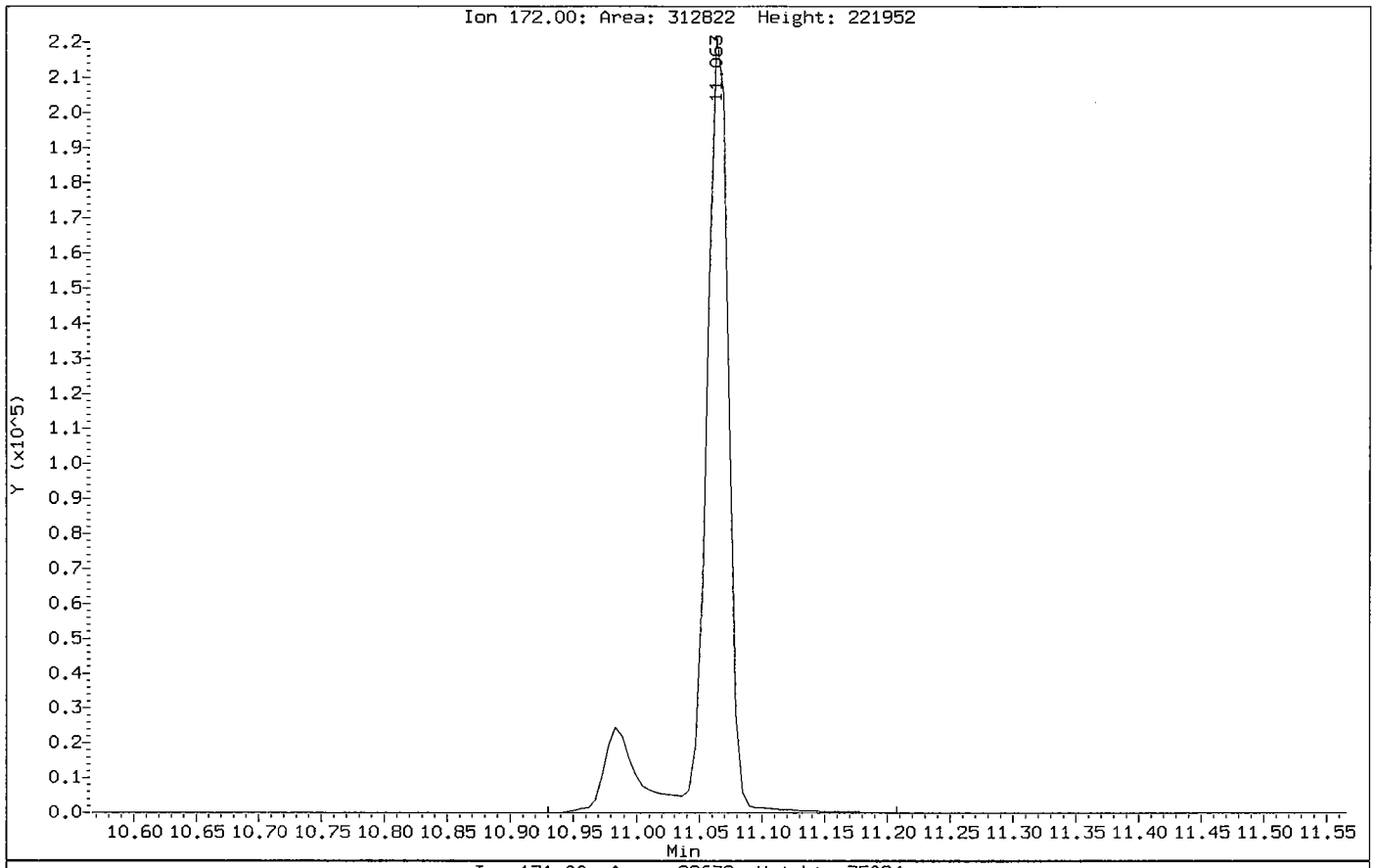

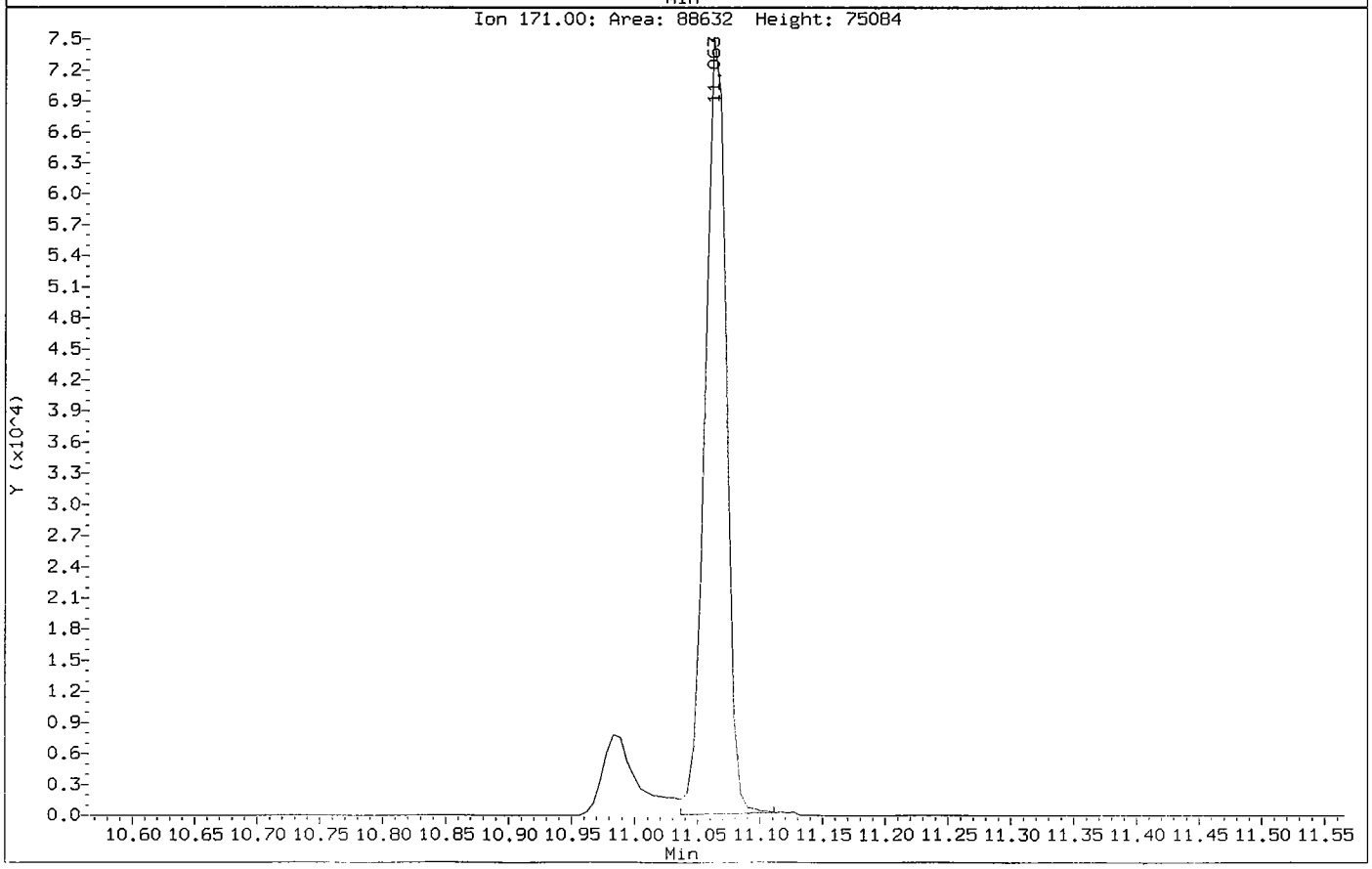

Data File: /chem1/nt6.i/20050729.b/ih29a.d
Injection Date: 29-JUL-2005 19:42
Instrument: nt6.i
Client Sample ID: AN-RI-SEDC-01A

Compound: Acenaphthene-d10
CAS Number:

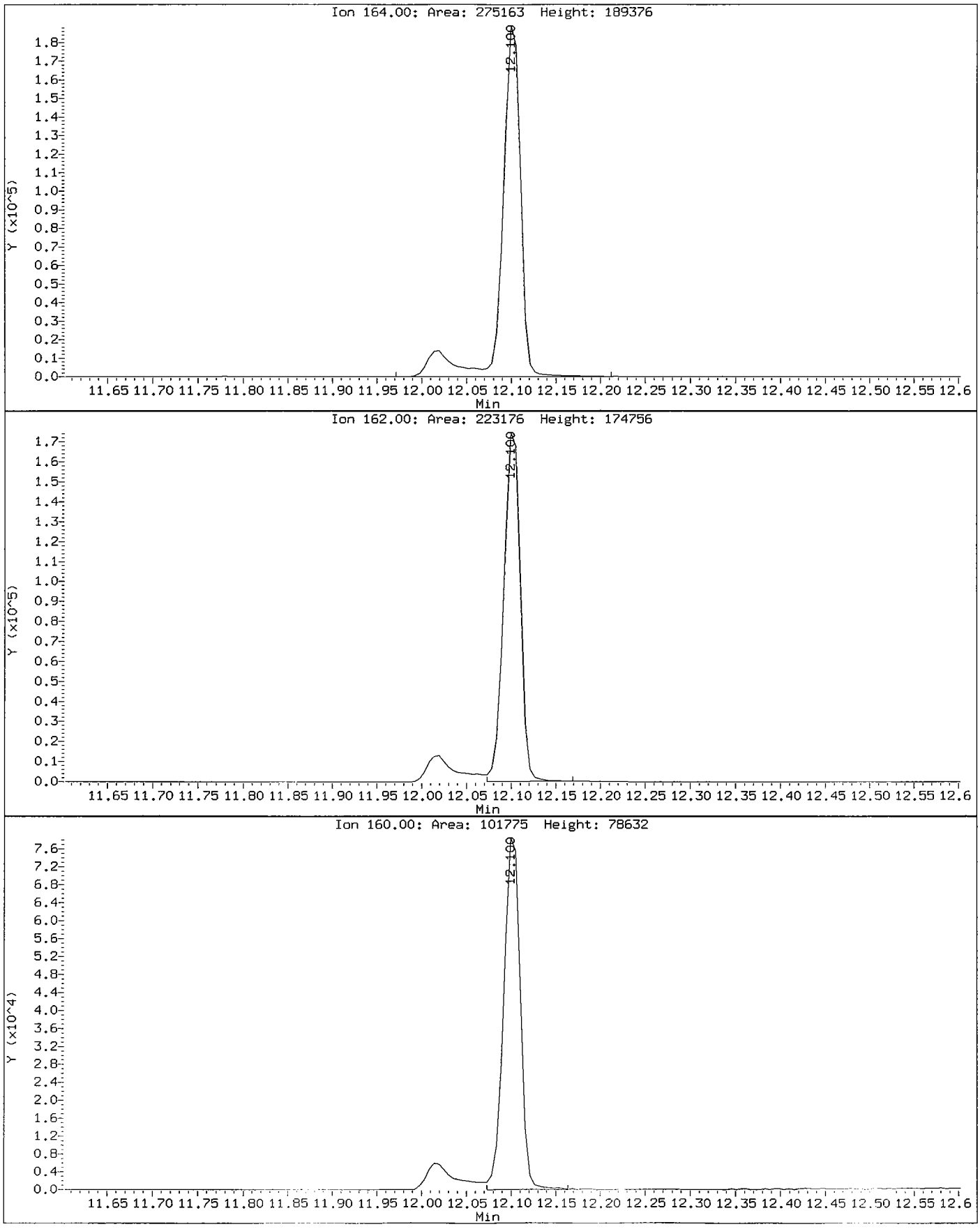

Data File: /chem1/nt6.i/20050729.b/ih29a.d
Injection Date: 29-JUL-2005 19:42
Instrument: nt6.i
Client Sample ID: AN-RI-SEDC-01A

Compound: 2,4,6-Tribromophenol
CAS Number: 118-79-6

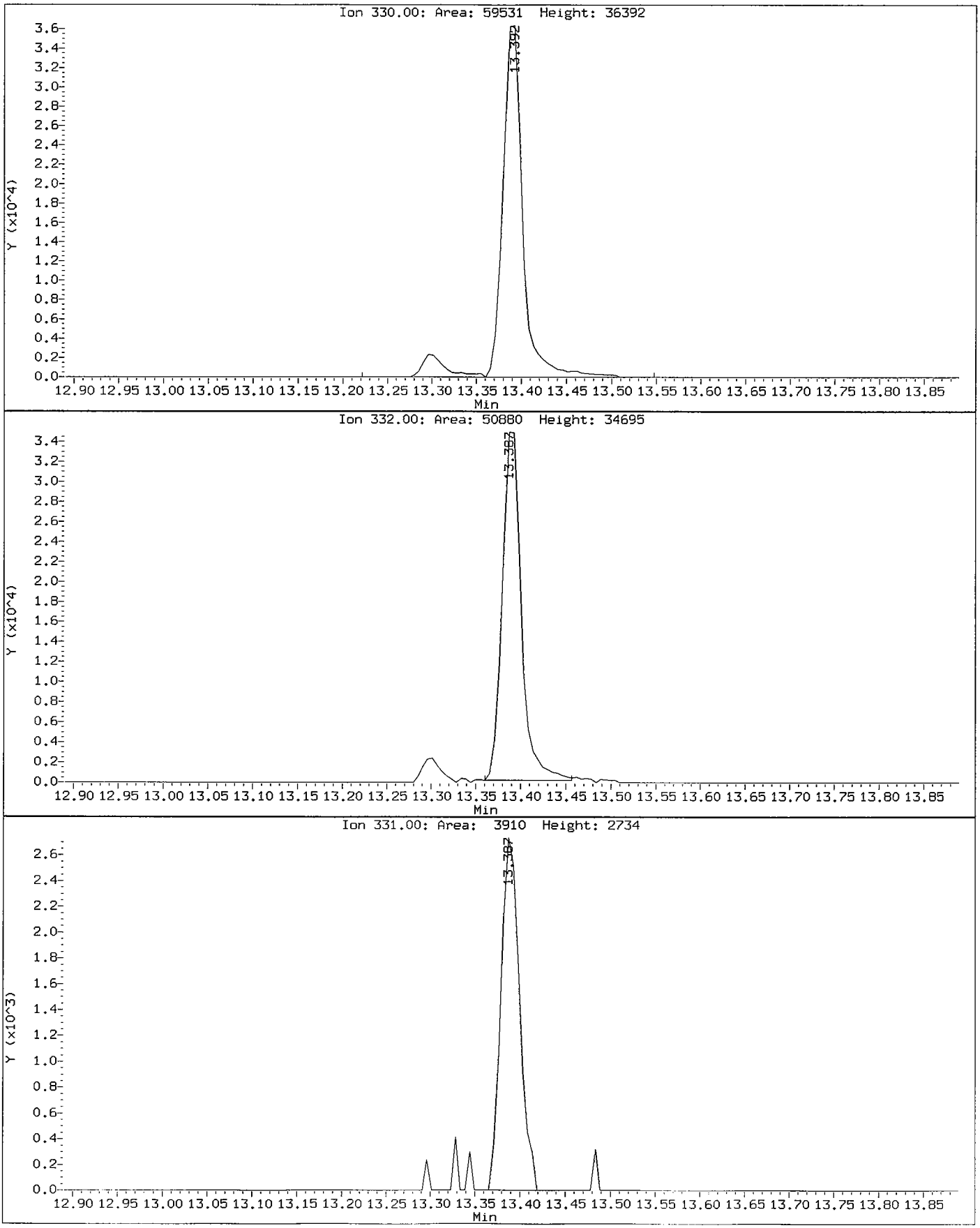

Data File: /chem1/nt6.i/20050729.b/ih29a.d
Injection Date: 29-JUL-2005 19:42
Instrument: nt6.i
Client Sample ID: AN-RI-SEDC-01A

Compound: Phenanthrene-d10
CAS Number:

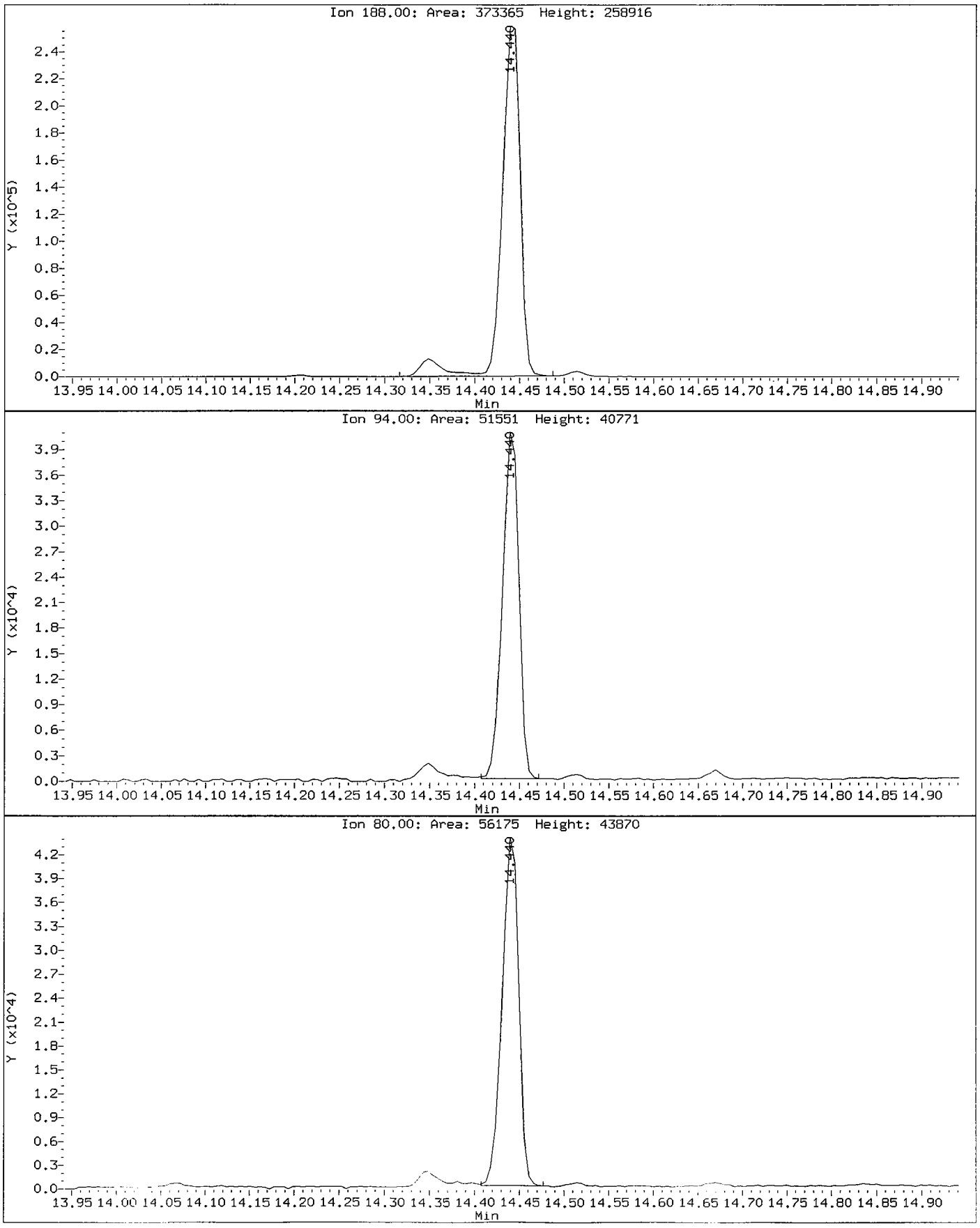

ANALYTICAL RESOURCES INCORPORATED

ORGANICS ANALYSIS DATA SHEET
PSDDA Semivolatiles by SW8270D GC/MS **Sample ID: AN-RI-SEDC-01B**
Page 1 of 1 **SAMPLE**

Lab Sample ID: IH29B
LIMS ID: 05-11904
Matrix: Sediment
Data Release Authorized:
Reported: 08/02/05

QC Report No: IH29-Anchor Environmental
Project: KC Former Scott Mill
00010501/T2
Date Sampled: 07/15/05
Date Received: 07/18/05

Date Extracted: 07/27/05
Date Analyzed: 07/29/05 20:15
Instrument/Analyst: NT6/LJR
GPC Cleanup: No

Sample Amount: 25.8 g-dry-wt
Final Extract Volume: 0.5 mL
Dilution Factor: 1.00
Percent Moisture: 22.0%
pH: 7.5

CAS Number	Analyte	RL	Result
108-95-2	Phenol	19	< 19 U
100-51-6	Benzyl Alcohol	19	< 19 U
95-48-7	2-Methylphenol	19	< 19 U
106-44-5	4-Methylphenol	19	< 19 U
67-72-1	Hexachloroethane	19	< 19 U
105-67-9	2,4-Dimethylphenol	19	< 19 U
65-85-0	Benzoic Acid	190	< 190 U
120-82-1	1,2,4-Trichlorobenzene	19	< 19 U
91-20-3	Naphthalene	19	< 19 U
87-68-3	Hexachlorobutadiene	19	< 19 U
91-57-6	2-Methylnaphthalene	19	< 19 U
131-11-3	Dimethylphthalate	19	< 19 U
208-96-8	Acenaphthylene	19	< 19 U
83-32-9	Acenaphthene	19	< 19 U
132-64-9	Dibenzofuran	19	< 19 U
84-66-2	Diethylphthalate	19	< 19 U
86-73-7	Fluorene	19	< 19 U
86-30-6	N-Nitrosodiphenylamine	19	< 19 U
87-86-5	Pentachlorophenol	97	< 97 U
85-01-8	Phenanthrene	19	< 19 U
120-12-7	Anthracene	19	< 19 U
84-74-2	Di-n-Butylphthalate	19	< 19 U
206-44-0	Fluoranthene	19	< 19 U
129-00-0	Pyrene	19	< 19 U
85-68-7	Butylbenzylphthalate	19	< 19 U
56-55-3	Benzo(a)anthracene	19	< 19 U
117-81-7	bis(2-Ethylhexyl)phthalate	19	< 19 U
218-01-9	Chrysene	19	< 19 U
117-84-0	Di-n-Octyl phthalate	19	< 19 U
205-99-2	Benzo(b)fluoranthene	19	< 19 U
207-08-9	Benzo(k)fluoranthene	19	< 19 U
50-32-8	Benzo(a)pyrene	19	< 19 U
193-39-5	Indeno(1,2,3-cd)pyrene	19	< 19 U
53-70-3	Dibenz(a,h)anthracene	19	< 19 U
191-24-2	Benzo(g,h,i)perylene	19	< 19 U

Reported in µg/kg (ppb)

Semivolatile Surrogate Recovery

d5-Nitrobenzene	63.6%	2-Fluorobiphenyl	64.4%
d14-p-Terphenyl	66.4%	d4-1,2-Dichlorobenzene	54.4%
d5-Phenol	64.0%	2-Fluorophenol	52.8%
2,4,6-Tribromophenol	75.7%	d4-2-Chlorophenol	67.2%

Analytical Resources, Inc.

Semivolatile Report SW846 Method 8270C

Data file : /chem1/nt6.i/20050729.b/ih29b.d
Lab Smp Id: IH29B Client Smp ID: AN-RI-SEDC-01B
Inj Date : 29-JUL-2005 20:15
Operator : LJR/VS Inst ID: nt6.i
Smp Info : IH29B
Misc Info : 05-11904
Comment : 1ul Injection
Method : /chem1/nt6.i/20050729.b/SW846.m
Meth Date : 02-Aug-2005 11:33 jeff Quant Type: ISTD
Cal Date : 18-JUL-2005 15:41 Cal File: 0800718.d
Als bottle: 8
Dil Factor: 1.00000
Integrator: HP RTE Compound Sublist: PSDDA.sub
Target Version: 3.50

Concentration Formula: Amt * DF * Vt/(Ws * (100 - M)/100) * CpndVariable

Name	Value	Description
DF	1.00000	Dilution Factor
Vt	500.00000	Volume of final extract (uL)
Ws	33.00000	Weight of sample extracted (g)
M	22.00000	% Moisture

Cpnd Variable Local Compound Variable

	Compounds	QUANT SIG MASS	RT	EXP RT	REL RT	RESPONSE	CONCENTRATIONS ON-COLUMN (ug/mL)	FINAL (ug/kg)
$ 1	2-Fluorophenol	112	5.382	5.363	(0.742)	212176	19.7996	384.6
$ 2	Phenol-d5	99	6.920	6.917	(0.954)	299412	24.0401	467.0(M)
3	Phenol	94	Compound Not Detected.					
$ 5	2-Chlorophenol-d4	132	6.979	6.981	(0.962)	248597	25.1698	488.9(M)
4	Bis(2-Chloroethyl)ether	93	Compound Not Detected.					
6	2-Chlorophenol	128	Compound Not Detected.					
7	1,3-Dichlorobenzene	146	Compound Not Detected.					
* 8	1,4-Dichlorobenzene-d4	152	7.251	7.259	(1.000)	151729	20.0000	(M)
9	1,4-Dichlorobenzene	146	Compound Not Detected.					
$ 10	1,2-Dichlorobenzene-d4	152	7.550	7.553	(1.041)	87360	13.5769	263.7(M)
12	1,2-Dichlorobenzene	146	Compound Not Detected.					
11	Benzyl alcohol	108	Compound Not Detected.					
14	2,2'-oxybis(1-Chloropropane)	45	Compound Not Detected.					
13	2-Methylphenol	108	Compound Not Detected.					
17	Hexachloroethane	117	Compound Not Detected.					

	Compounds	QUANT SIG MASS	RT	EXP RT	REL RT	RESPONSE	CONCENTRATIONS ON-COLUMN (ug/mL)	FINAL (ug/kg)
16	N-Nitroso-di-n-propylamine	70	Compound Not Detected.					
15	4-Methylphenol	108	Compound Not Detected.					
$ 18	Nitrobenzene-d5	82	8.197	8.205	(0.883)	195062	15.9100	309.1(M)
19	Nitrobenzene	77	Compound Not Detected.					
20	Isophorone	82	Compound Not Detected.					
21	2-Nitrophenol	139	Compound Not Detected.					
22	2,4-Dimethylphenol	107	Compound Not Detected.					
23	Bis(2-Chloroethoxy)methane	93	Compound Not Detected.					
24	Benzoic acid	105	Compound Not Detected.					
25	2,4-Dichlorophenol	162	Compound Not Detected.					
26	1,2,4-Trichlorobenzene	180	Compound Not Detected.					
* 27	Naphthalene-d8	136	9.281	9.284	(1.000)	532249	20.0000	(M)
28	Naphthalene	128	Compound Not Detected.					
29	4-Chloroaniline	127	Compound Not Detected.					
30	Hexachlorobutadiene	225	Compound Not Detected.					
31	4-Chloro-3-methylphenol	107	Compound Not Detected.					
32	2-Methylnaphthalene	141	Compound Not Detected.					
33	Hexachlorocyclopentadiene	237	Compound Not Detected.					
34	2,4,6-Trichlorophenol	196	Compound Not Detected.					
35	2,4,5-Trichlorophenol	196	Compound Not Detected.					
$ 36	2-Fluorobiphenyl	172	11.066	11.068	(0.914)	311686	16.0674	312.1(M)
37	2-Chloronaphthalene	162	Compound Not Detected.					
38	2-Nitroaniline	65	Compound Not Detected.					
39	Dimethylphthalate	163	Compound Not Detected.					
40	Acenaphthylene	152	Compound Not Detected.					
41	2,6-Dinitrotoluene	165	Compound Not Detected.					
* 42	Acenaphthene-d10	164	12.102	12.104	(1.000)	289193	20.0000	(M)
43	3-Nitroaniline	138	Compound Not Detected.					
44	Acenaphthene	153	Compound Not Detected.					
45	2,4-Dinitrophenol	184	Compound Not Detected.					
46	Dibenzofuran	168	Compound Not Detected.					
47	4-Nitrophenol	109	Compound Not Detected.					
48	2,4-Dinitrotoluene	165	Compound Not Detected.					
50	Diethylphthalate	149	Compound Not Detected.					
49	Fluorene	166	Compound Not Detected.					
51	4-Chlorophenyl-phenylether	204	Compound Not Detected.					
52	4-Nitroaniline	138	Compound Not Detected.					
53	4,6-Dinitro-2-methylphenol	198	Compound Not Detected.					
54	N-Nitrosodiphenylamine	169	Compound Not Detected.					
$ 55	2,4,6-Tribromophenol	330	13.389	13.392	(1.106)	55183	28.3701	551.1(M)
56	4-Bromophenyl-phenylether	248	Compound Not Detected.					
57	Hexachlorobenzene	284	Compound Not Detected.					
58	Pentachlorophenol	266	Compound Not Detected.					
* 59	Phenanthrene-d10	188	14.442	14.444	(1.000)	376207	20.0000	(M)
60	Phenanthrene	178	Compound Not Detected.					
61	Anthracene	178	Compound Not Detected.					
62	Carbazole	167	Compound Not Detected.					

	Compounds	QUANT SIG MASS	RT	EXP RT	REL RT	RESPONSE	CONCENTRATIONS ON-COLUMN (ug/mL)	CONCENTRATIONS FINAL (ug/kg)
	63 Di-n-butylphthalate	149	Compound Not Detected.					
	64 Fluoranthene	202	Compound Not Detected.					
	65 Pyrene	202	Compound Not Detected.					
$	66 Terphenyl-d14	244	17.070	17.073	(0.913)	236652	16.5988	322.4
	67 Butylbenzylphthalate	149	Compound Not Detected.					
	68 Benzo(a)anthracene	228	Compound Not Detected.					
*	69 Chrysene-d12	240	18.705	18.707	(1.000)	265143	20.0000	
	70 3,3'-Dichlorobenzidine	252	Compound Not Detected.					
	71 Chrysene	228	Compound Not Detected.					
	72 bis(2-Ethylhexyl)phthalate	149	Compound Not Detected.					
*	134 Di-n-octylphthalate-d4	153	19.864	19.866	(1.000)	492909	20.0000	
	73 Di-n-octylphthalate	149	Compound Not Detected.					
	74 Benzo(b)fluoranthene	252	Compound Not Detected.					
	75 Benzo(k)fluoranthene	252	Compound Not Detected.					
	76 Benzo(a)pyrene	252	Compound Not Detected.					
*	77 Perylene-d12	264	20.847	20.844	(1.000)	323966	20.0000	
	78 Indeno(1,2,3-cd)pyrene	276	Compound Not Detected.					
	79 Dibenzo(a,h)anthracene	278	Compound Not Detected.					
	80 Benzo(g,h,i)perylene	276	Compound Not Detected.					

QC Flag Legend

M - Compound response manually integrated.

Analytical Resources, Inc.

INTERNAL STANDARD COMPOUNDS
AREA AND RT SUMMARY

Instrument ID: nt6.i
Lab File ID: ih29b.d
Lab Smp Id: IH29B
Analysis Type: SV
Quant Type: ISTD
Operator: LJR/VS
Method File: /chem1/nt6.i/20050729.b/SW846.m
Misc Info: 05-11904

Calibration Date: 29-JUL-2005
Calibration Time: 15:44
Client Smp ID: AN-RI-SEDC-01B
Level: LOW
Sample Type: Sediment

		AREA LIMIT			
COMPOUND	STANDARD	LOWER	UPPER	SAMPLE	%DIFF
8 1,4-Dichlorobenze	108502	54251	217004	151729	39.84
27 Naphthalene-d8	392657	196328	785314	532249	35.55
42 Acenaphthene-d10	220694	110347	441388	289193	31.04
59 Phenanthrene-d10	307459	153730	614918	376207	22.36
69 Chrysene-d12	220907	110454	441814	265143	20.02
134 Di-n-octylphthala	371940	185970	743880	492909	32.52
77 Perylene-d12	239558	119779	479116	323966	35.23

		RT LIMIT			
COMPOUND	STANDARD	LOWER	UPPER	SAMPLE	%DIFF
8 1,4-Dichlorobenze	7.26	6.76	7.76	7.25	-0.11
27 Naphthalene-d8	9.28	8.78	9.78	9.28	-0.03
42 Acenaphthene-d10	12.10	11.60	12.60	12.10	-0.02
59 Phenanthrene-d10	14.44	13.94	14.94	14.44	-0.02
69 Chrysene-d12	18.71	18.21	19.21	18.70	-0.01
134 Di-n-octylphthala	19.87	19.37	20.37	19.86	-0.01
77 Perylene-d12	20.84	20.34	21.34	20.85	0.01

AREA UPPER LIMIT = +100% of internal standard area.
AREA LOWER LIMIT = - 50% of internal standard area.
RT UPPER LIMIT = + 0.50 minutes of internal standard RT.
RT LOWER LIMIT = - 0.50 minutes of internal standard RT.

Analytical Resources, Inc.

RECOVERY REPORT

Client Name: ANCHOR
Sample Matrix: SOLID
Lab Smp Id: IH29B
Level: LOW
Data Type: MS DATA
SpikeList File: SONICMS.spk
Sublist File: PSDDA.sub
Method File: /chem1/nt6.i/20050729.b/SW846.m
Misc Info: 05-11904

Client SDG: IH29
Fraction: SV
Client Smp ID: AN-RI-SEDC-01B
Operator: LJR/VS
SampleType: SAMPLE
Quant Type: ISTD

	SURROGATE COMPOUND	CONC ADDED ug/kg	CONC RECOVERED ug/kg	% RECOVERED	LIMITS
$ 1	2-Fluorophenol	728.4	384.6	52.80	24-112
$ 2	Phenol-d5	728.4	467.0	64.11	29-109
$ 5	2-Chlorophenol-d4	728.4	488.9	67.12	34-101
$ 10	1,2-Dichlorobenzen	485.6	263.7	54.31	30-84
$ 18	Nitrobenzene-d5	485.6	309.1	63.64	28-103
$ 36	2-Fluorobiphenyl	485.6	312.1	64.27	33-104
$ 55	2,4,6-Tribromophen	728.4	551.1	75.65	27-134
$ 66	Terphenyl-d14	485.6	322.4	66.40	31-120

Data File: /chem1/nt6.i/20050729.b/ih29b.d
Date : 29-JUL-2005 20:15
Client ID: AN-RI-SEDC-01B
Sample Info: IH29B
Volume Injected (uL): 1.0
Column phase: RTX-5

Instrument: nt6.i
Operator: LJR/VS
Column diameter: 0.32

000150

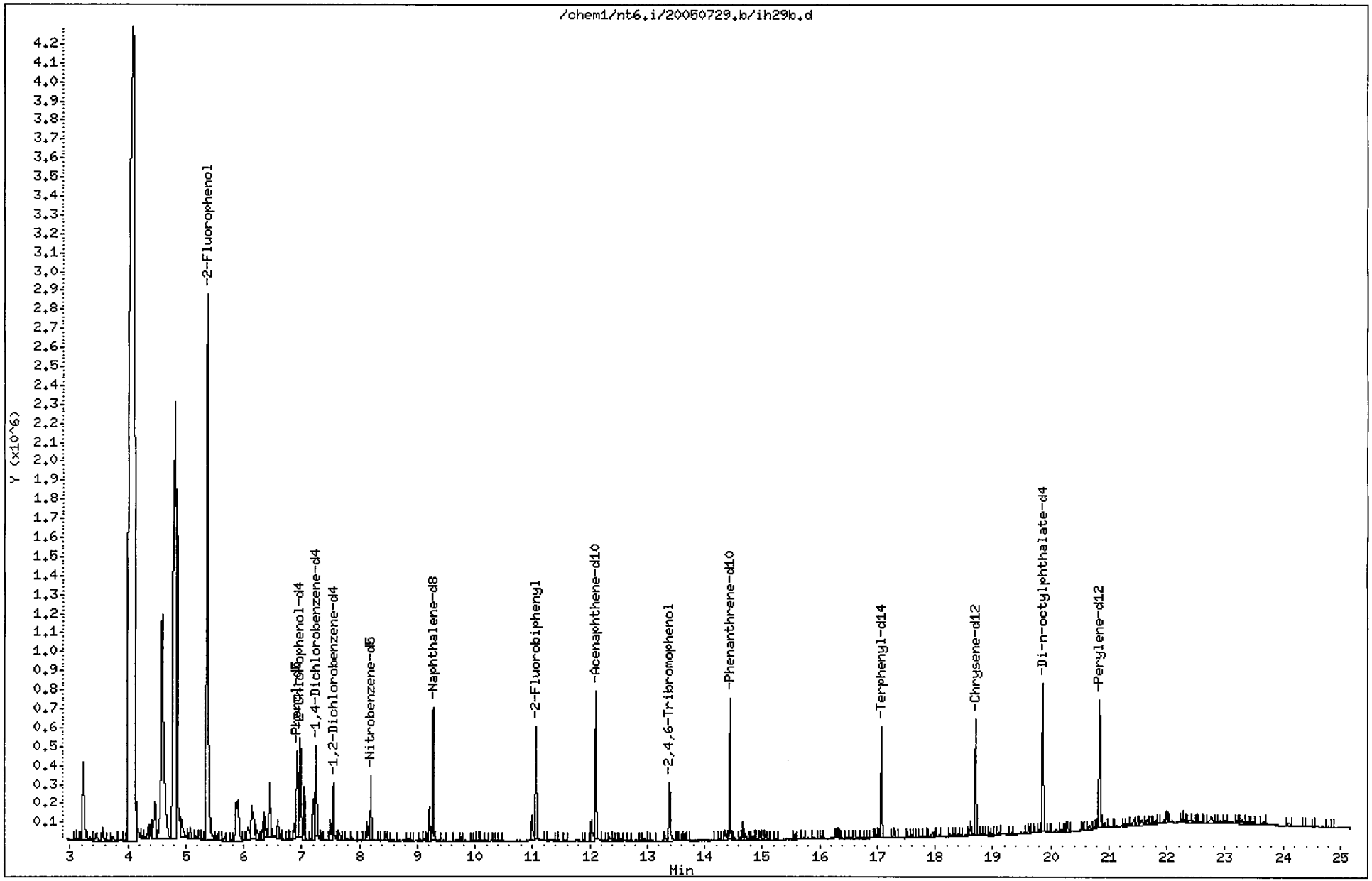

Data File: /chem1/nt6.i/20050729.b/ih29b.d
Injection Date: 29-JUL-2005 20:15
Instrument: nt6.i
Client Sample ID: AN-RI-SEDC-01B

Compound: Phenol-d5
CAS Number:

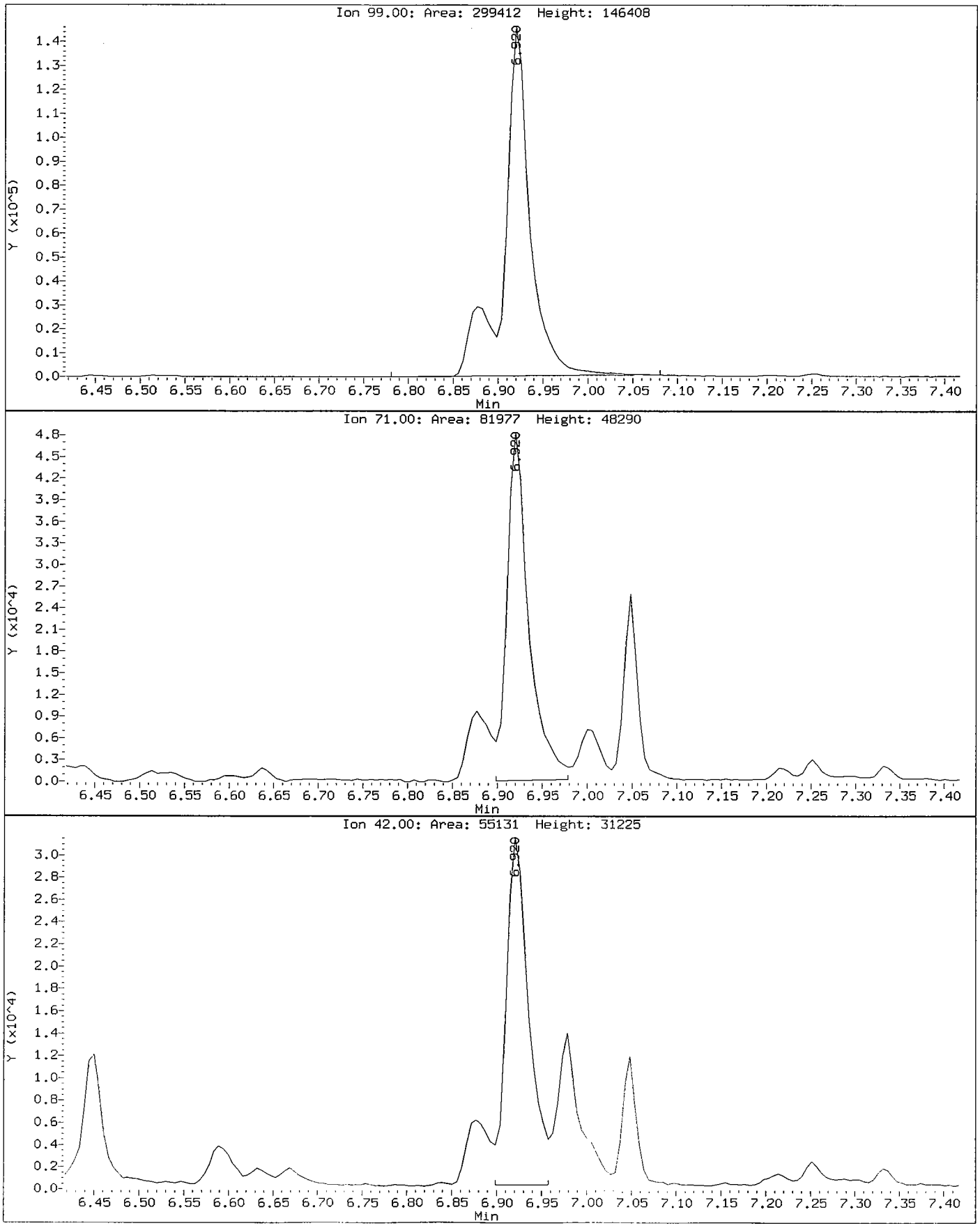

Data File: /chem1/nt6.i/20050729.b/ih29b.d
Injection Date: 29-JUL-2005 20:15
Instrument: nt6.i
Client Sample ID: AN-RI-SEDC-01B

Compound: 2-Chlorophenol-d4
CAS Number:

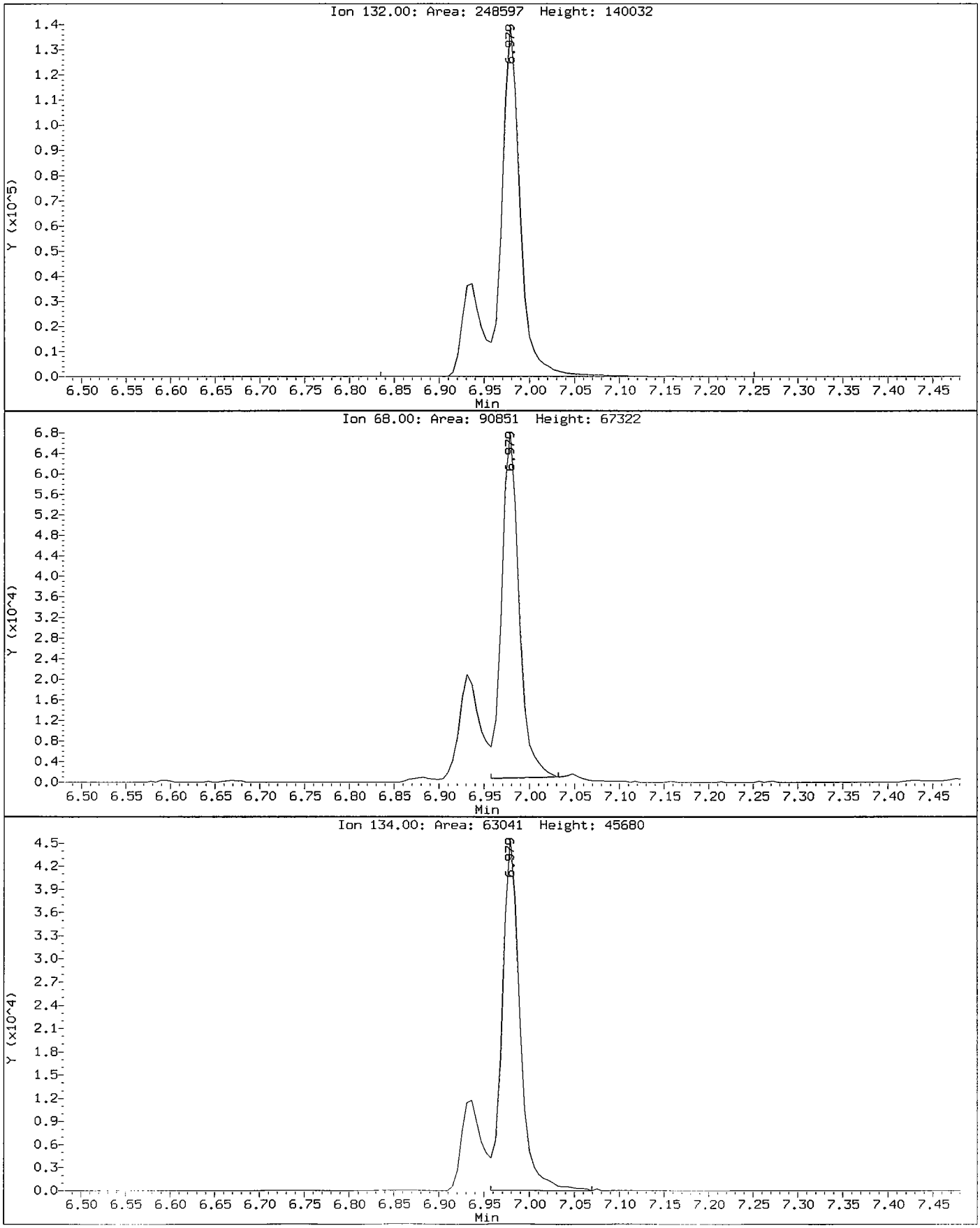

Data File: /chem1/nt6.i/20050729.b/ih29b.d
Injection Date: 29-JUL-2005 20:15
Instrument: nt6.i
Client Sample ID: AN-RI-SEDC-01B

Compound: 1,4-Dichlorobenzene-d4
CAS Number: 3855-82-1

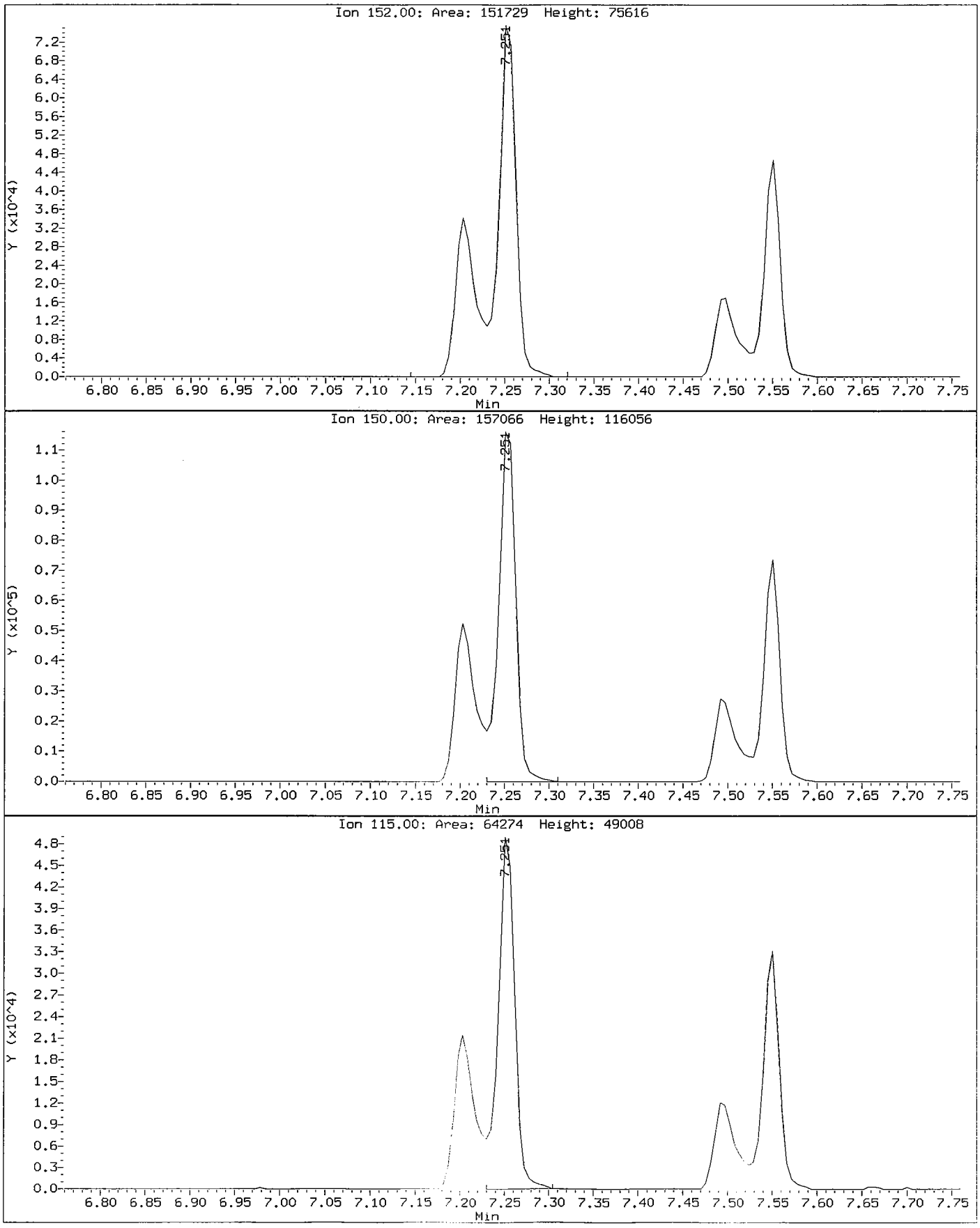

Data File: /chem1/nt6.i/20050729.b/ih29b.d
Injection Date: 29-JUL-2005 20:15
Instrument: nt6.i
Client Sample ID: AN-RI-SEDC-01B

Compound: 1,2-Dichlorobenzene-d4
CAS Number: 2199-69-1

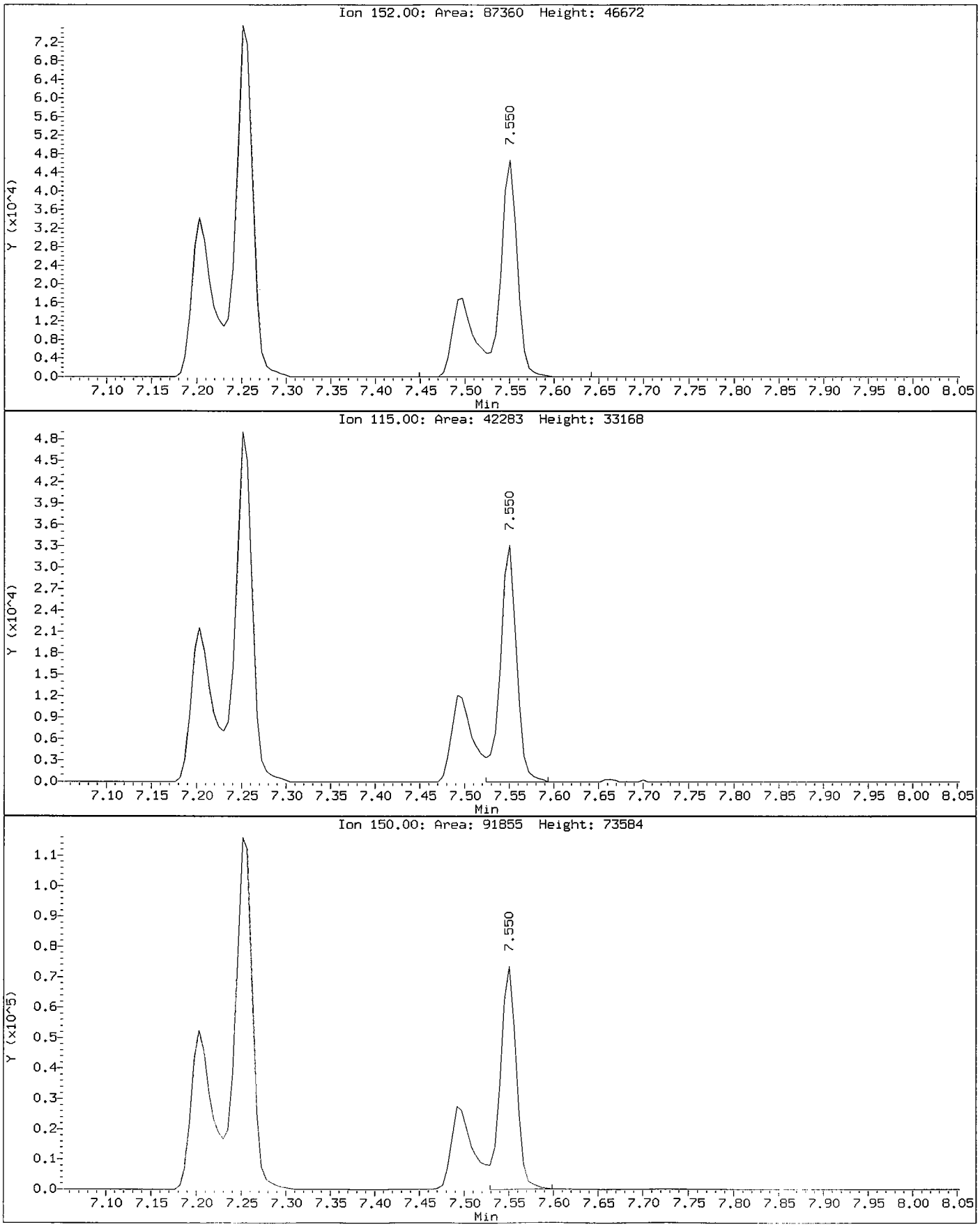

Data File: /chem1/nt6.i/20050729.b/ih29b.d
Injection Date: 29-JUL-2005 20:15
Instrument: nt6.i
Client Sample ID: AN-RI-SEDC-01B

Compound: Nitrobenzene-d5
CAS Number: 4165-60-0

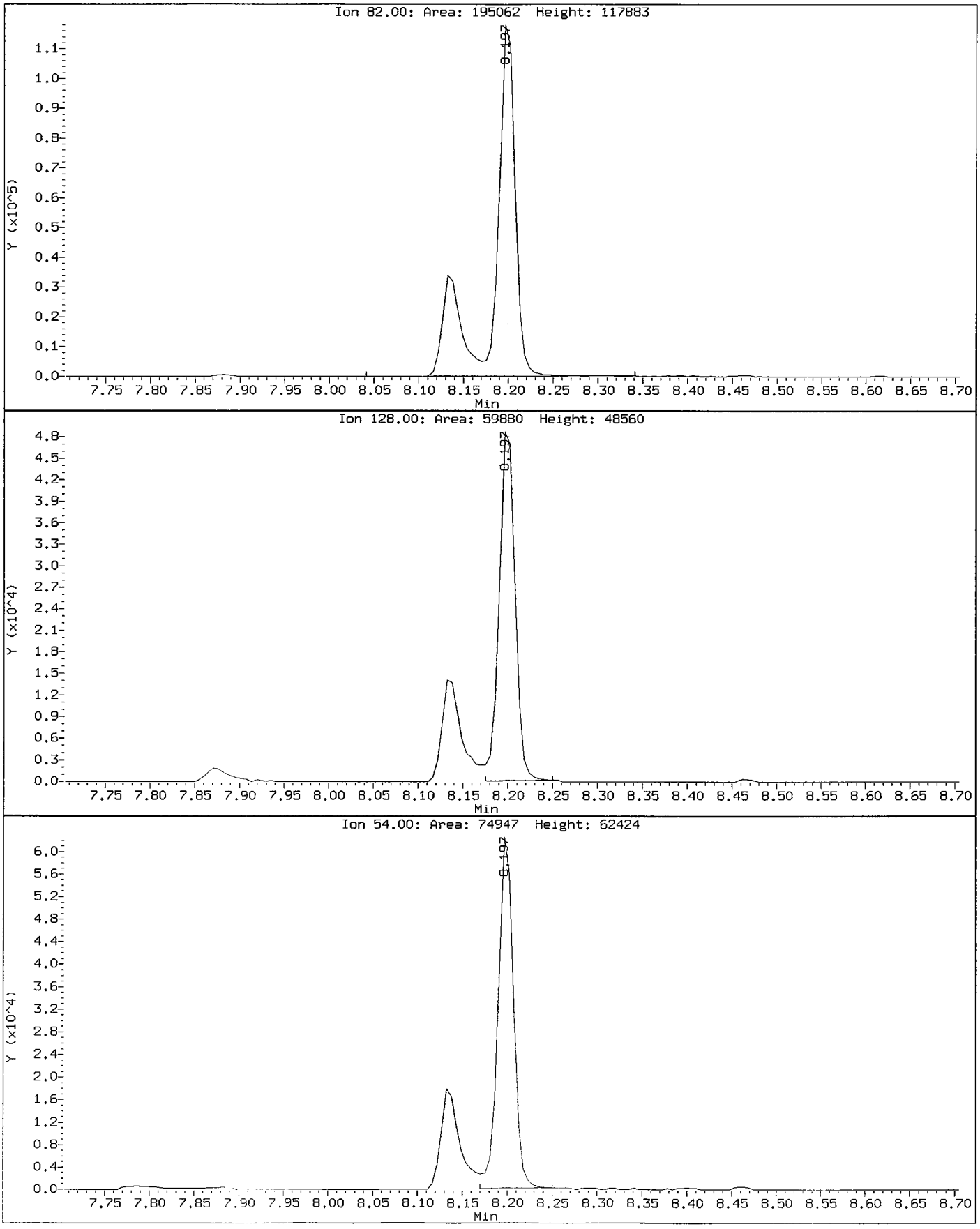

Data File: /chem1/nt6.i/20050729.b/ih29b.d
Injection Date: 29-JUL-2005 20:15
Instrument: nt6.i
Client Sample ID: AN-RI-SEDC-01B

Compound: Naphthalene-d8
CAS Number: 1146-65-2

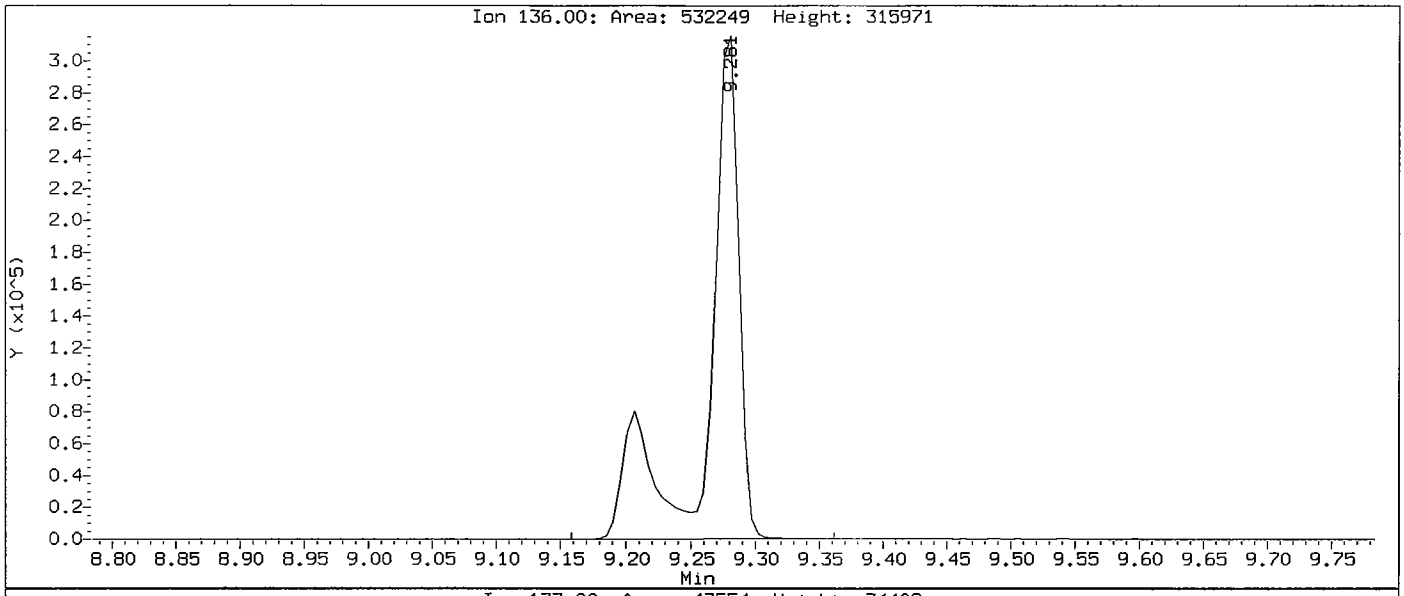

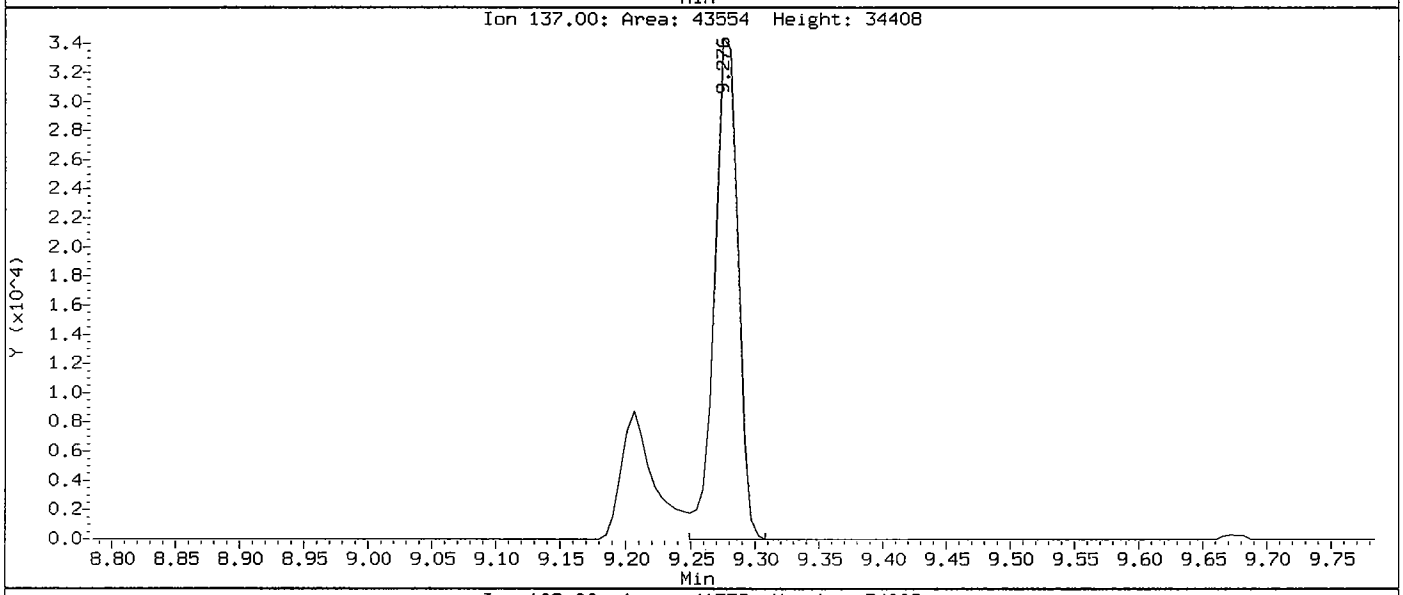

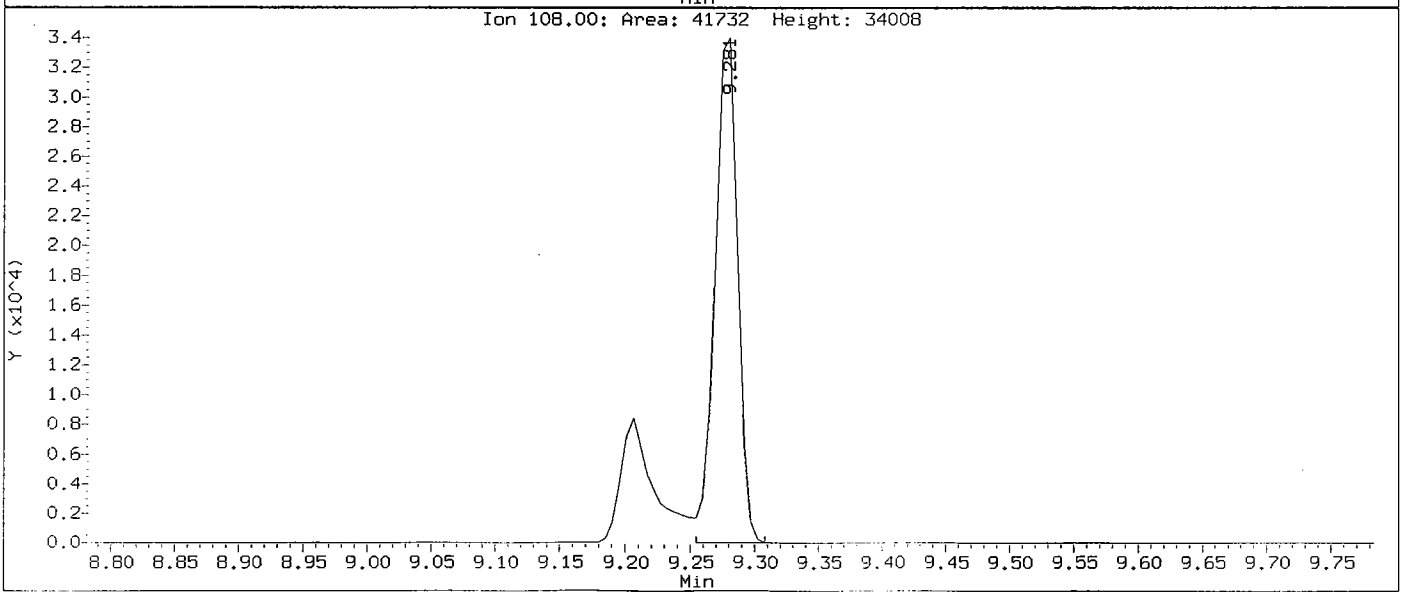

Data File: /chem1/nt6.i/20050729.b/ih29b.d
Injection Date: 29-JUL-2005 20:15
Instrument: nt6.i
Client Sample ID: AN-RI-SEDC-01B

Compound: 2-Fluorobiphenyl
CAS Number: 321-60-8

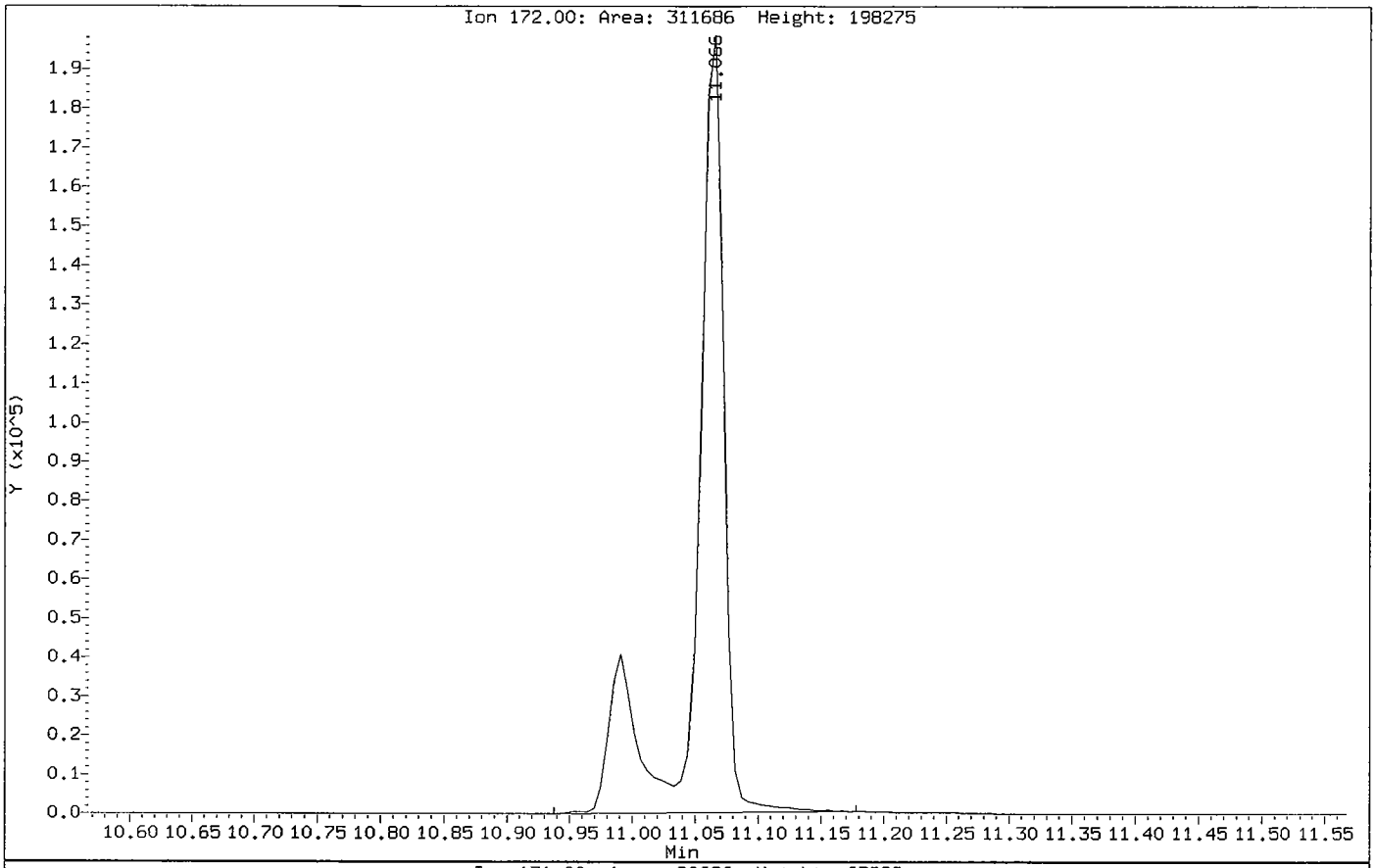

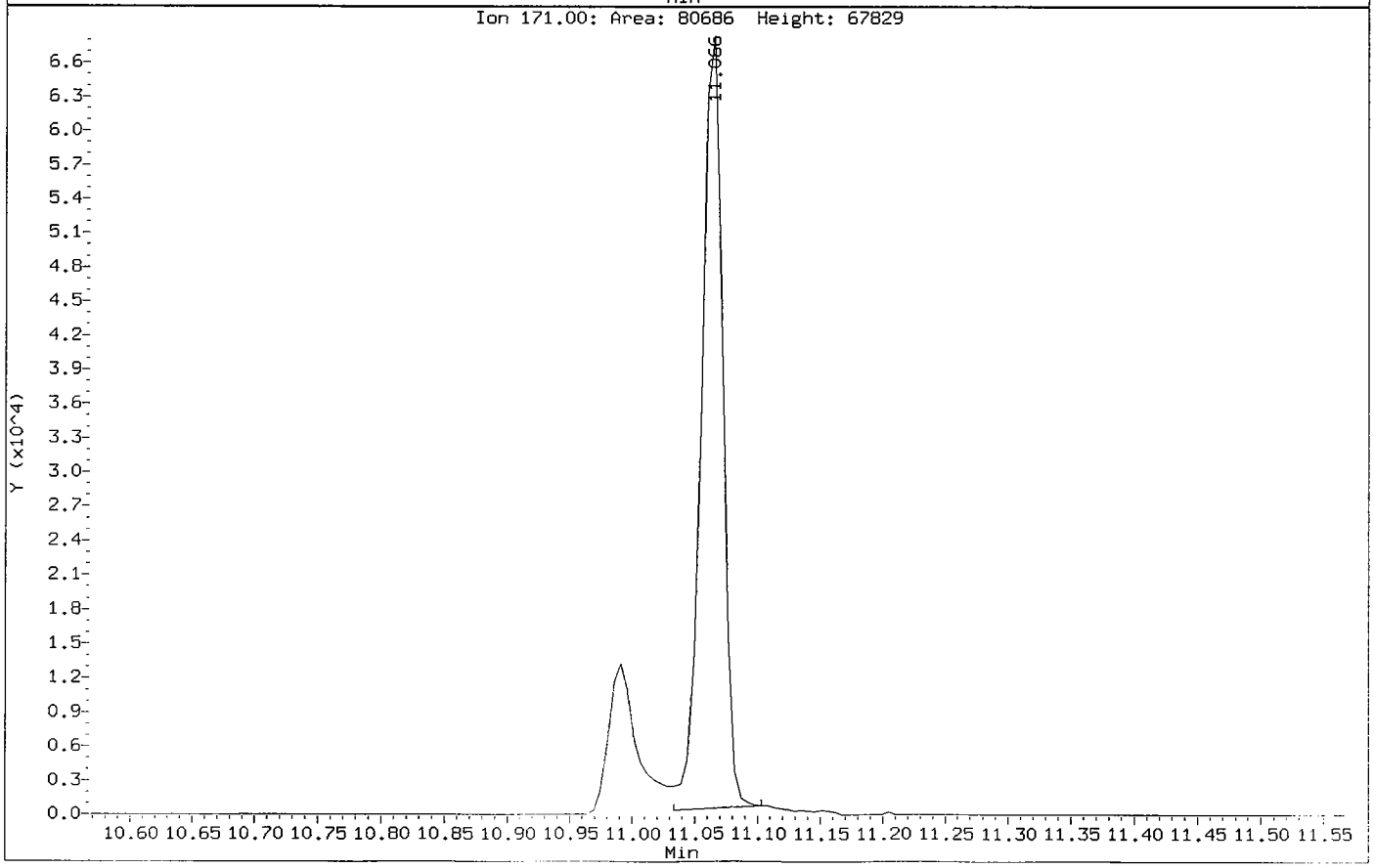

Data File: /chem1/nt6.i/20050729.b/ih29b.d
Injection Date: 29-JUL-2005 20:15
Instrument: nt6.i
Client Sample ID: AN-RI-SEDC-01B

Compound: Acenaphthene-d10
CAS Number:

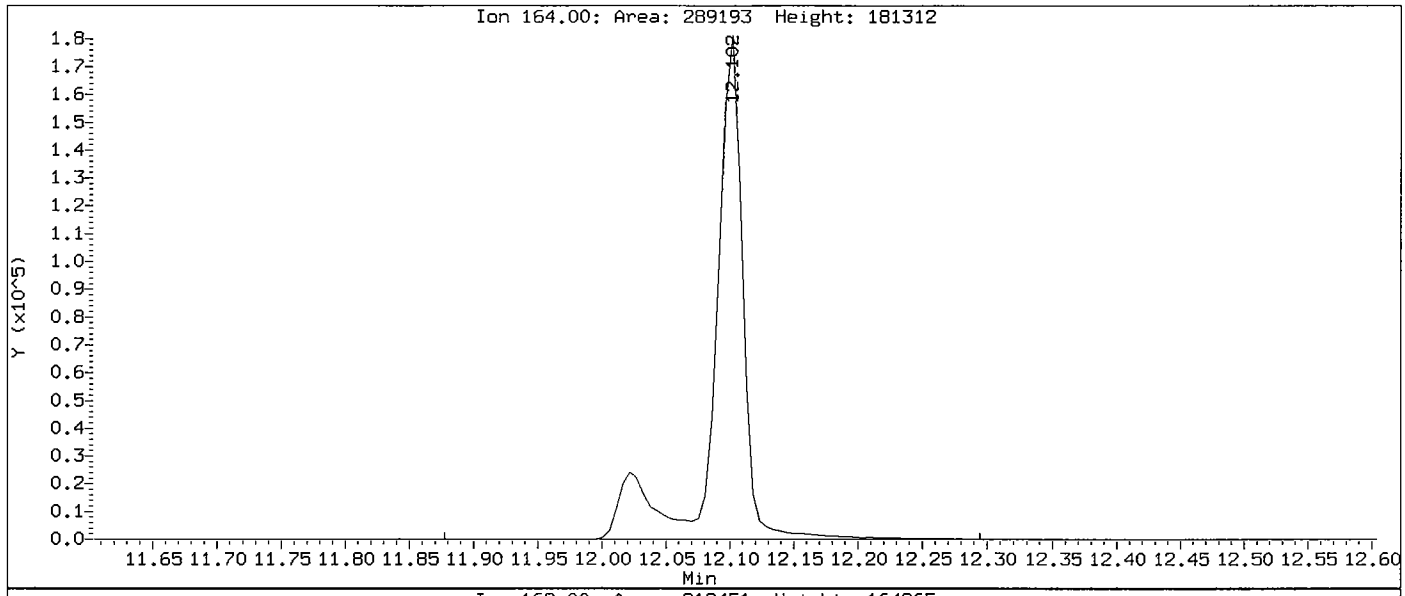

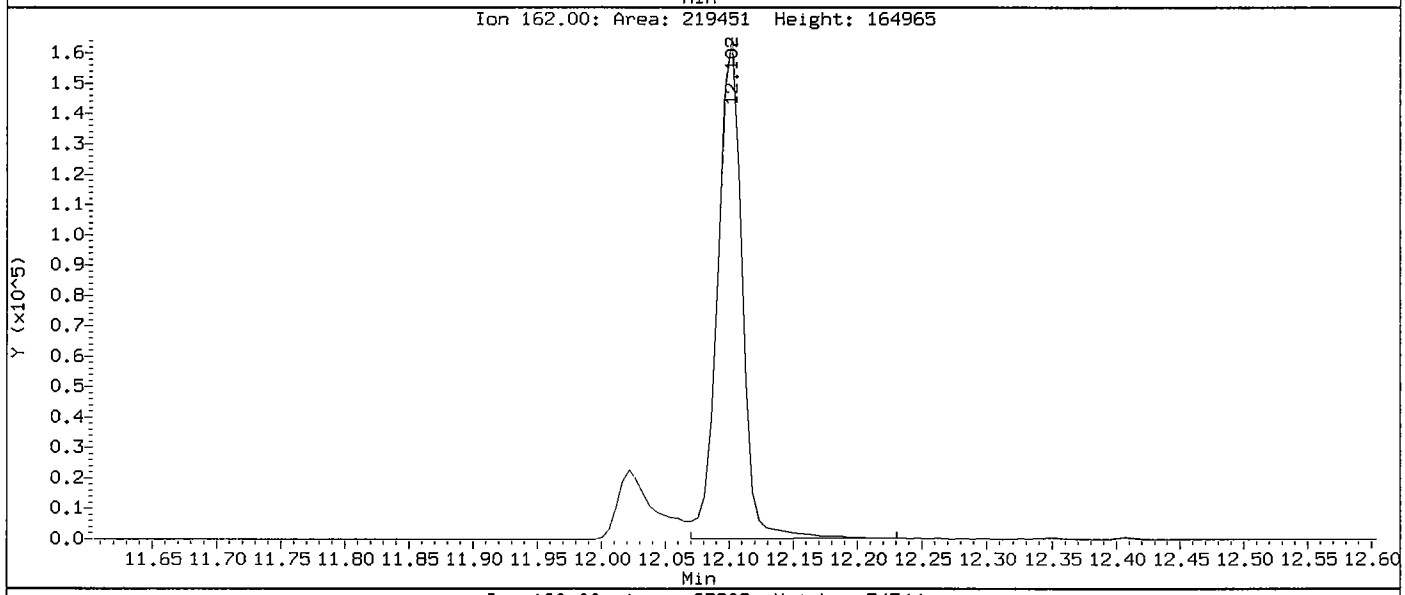

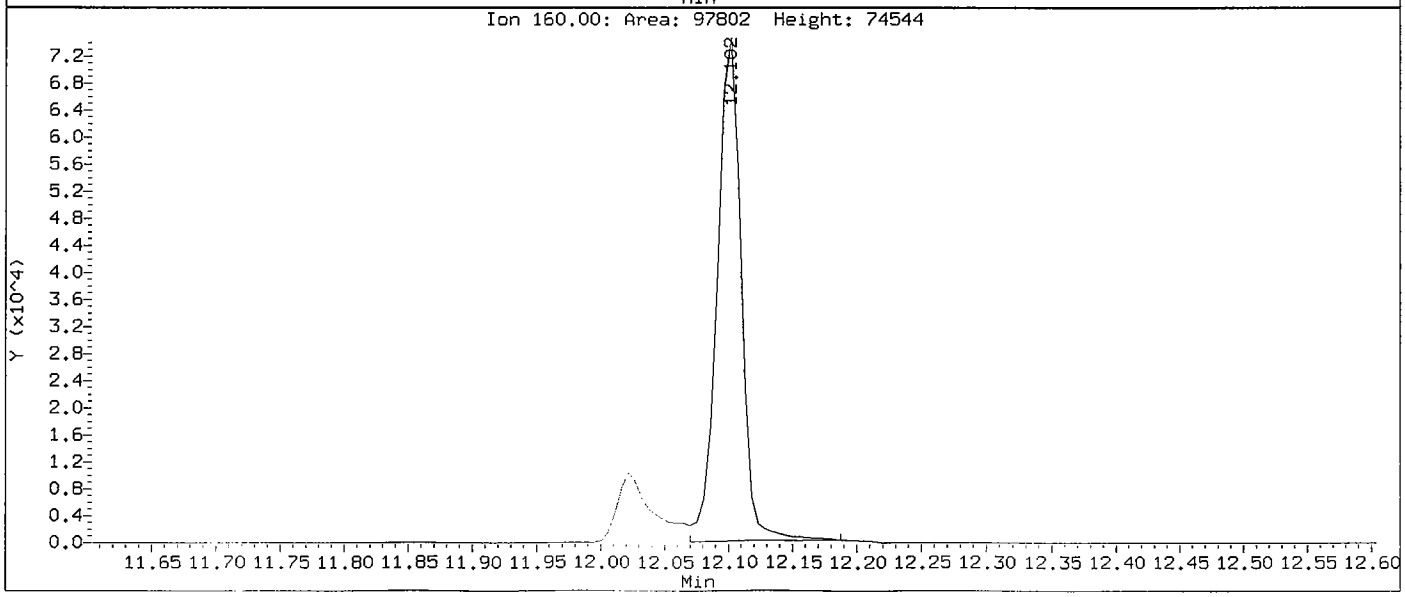

Data File: /chem1/nt6.i/20050729.b/ih29b.d
Injection Date: 29-JUL-2005 20:15
Instrument: nt6.i
Client Sample ID: AN-RI-SEDC-01B

Compound: 2,4,6-Tribromophenol
CAS Number: 118-79-6

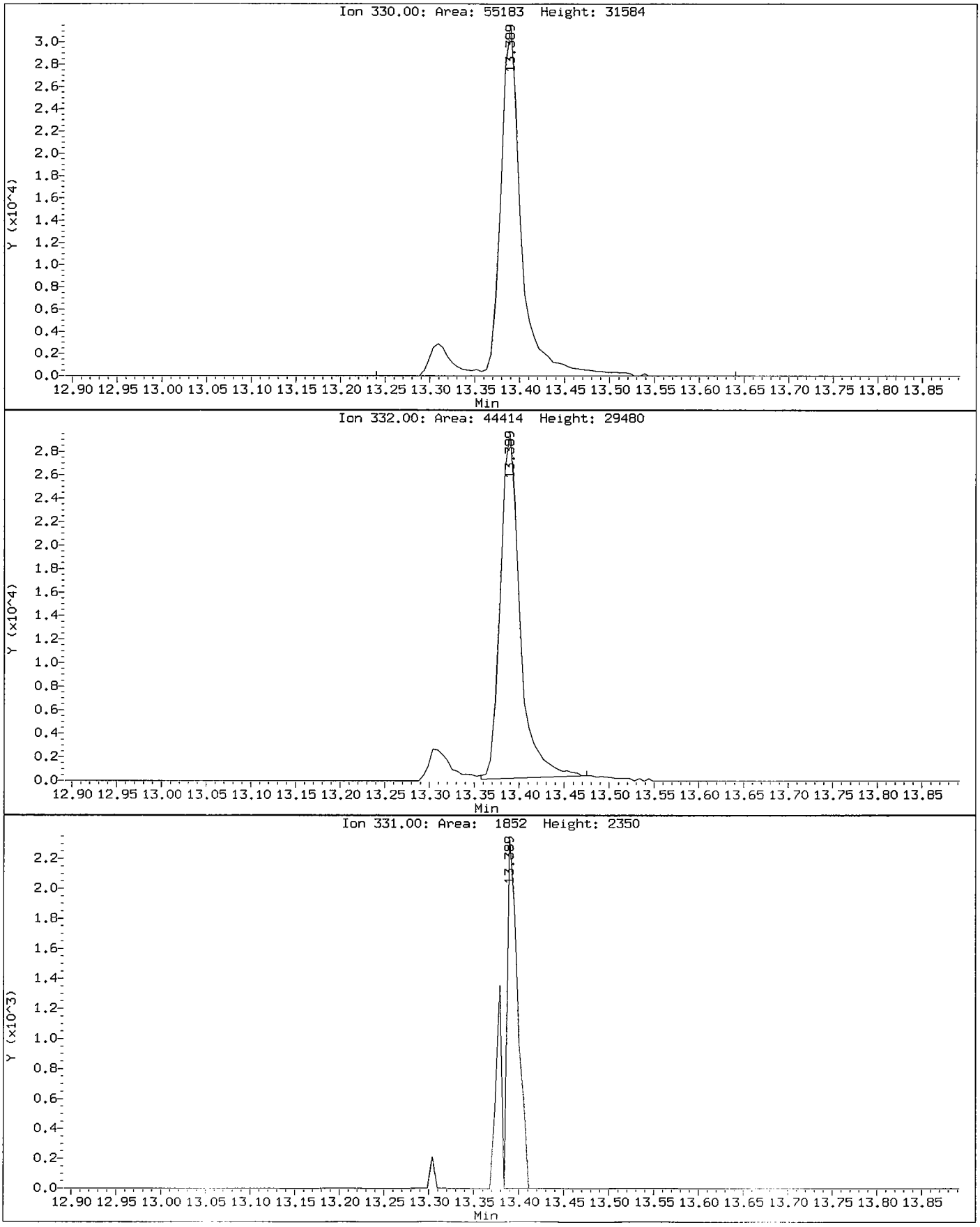

Data File: /chem1/nt6.i/20050729.b/ih29b.d
Injection Date: 29-JUL-2005 20:15
Instrument: nt6.i
Client Sample ID: AN-RI-SEDC-01B

Compound: Phenanthrene-d10
CAS Number:

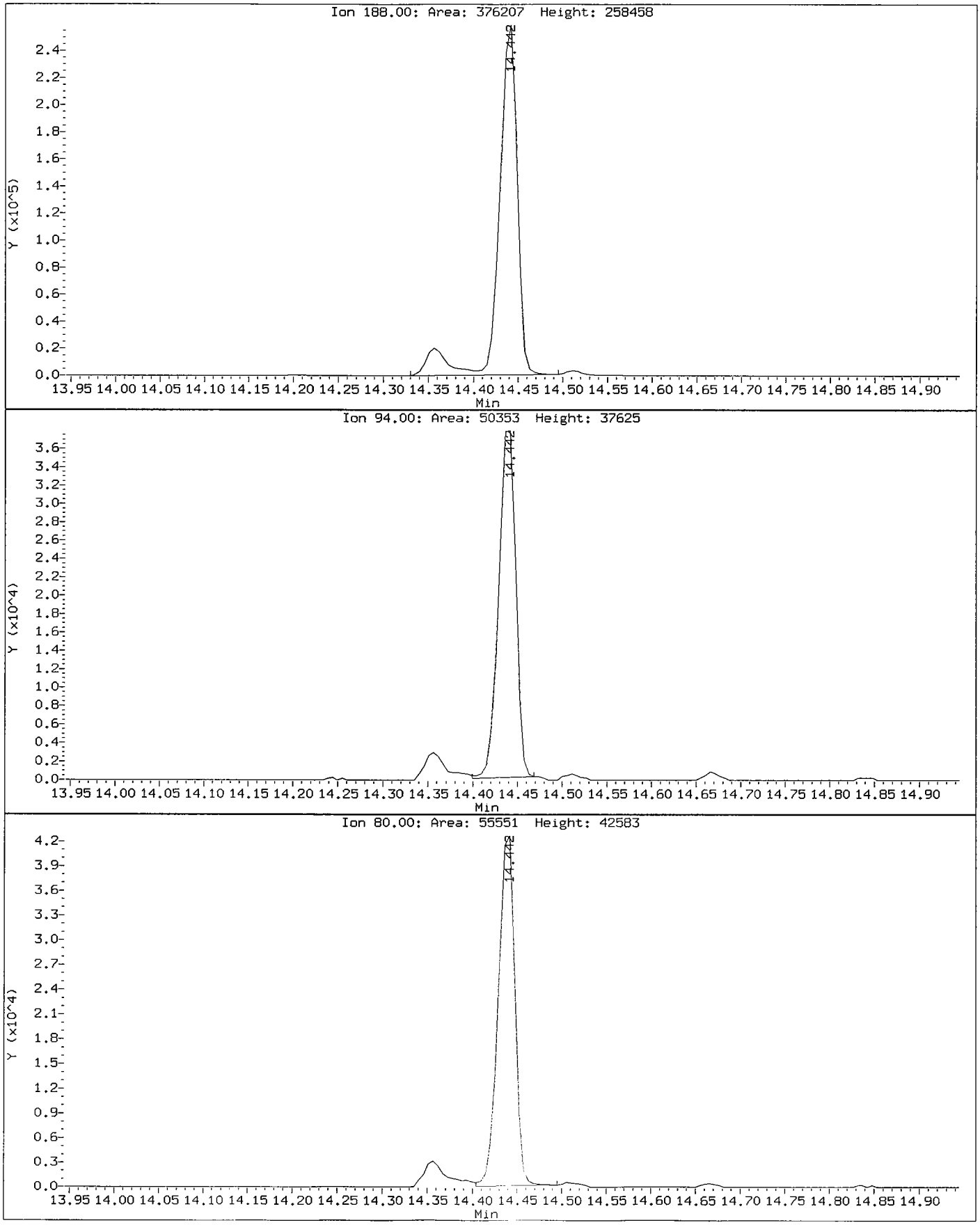

ANALYTICAL RESOURCES INCORPORATED

ORGANICS ANALYSIS DATA SHEET
PSDDA Semivolatiles by SW8270D GC/MS
Page 1 of 1

Sample ID: AN-RI-SEDC-01C
SAMPLE

Lab Sample ID: IH29C
LIMS ID: 05-11905
Matrix: Sediment
Data Release Authorized:
Reported: 08/02/05

QC Report No: IH29-Anchor Environmental
Project: KC Former Scott Mill
00010501/T2
Date Sampled: 07/15/05
Date Received: 07/18/05

Date Extracted: 07/27/05
Date Analyzed: 07/29/05 20:48
Instrument/Analyst: NT6/LJR
GPC Cleanup: No

Sample Amount: 25.6 g-dry-wt
Final Extract Volume: 0.5 mL
Dilution Factor: 1.00
Percent Moisture: 20.1%
pH: 8.1

CAS Number	Analyte	RL	Result
108-95-2	Phenol	20	< 20 U
100-51-6	Benzyl Alcohol	20	< 20 U
95-48-7	2-Methylphenol	20	< 20 U
106-44-5	4-Methylphenol	20	< 20 U
67-72-1	Hexachloroethane	20	< 20 U
105-67-9	2,4-Dimethylphenol	20	< 20 U
65-85-0	Benzoic Acid	200	< 200 U
120-82-1	1,2,4-Trichlorobenzene	20	< 20 U
91-20-3	Naphthalene	20	< 20 U
87-68-3	Hexachlorobutadiene	20	< 20 U
91-57-6	2-Methylnaphthalene	20	< 20 U
131-11-3	Dimethylphthalate	20	< 20 U
208-96-8	Acenaphthylene	20	< 20 U
83-32-9	Acenaphthene	20	< 20 U
132-64-9	Dibenzofuran	20	< 20 U
84-66-2	Diethylphthalate	20	< 20 U
86-73-7	Fluorene	20	< 20 U
86-30-6	N-Nitrosodiphenylamine	20	< 20 U
87-86-5	Pentachlorophenol	98	< 98 U
85-01-8	Phenanthrene	20	< 20 U
120-12-7	Anthracene	20	< 20 U
84-74-2	Di-n-Butylphthalate	20	< 20 U
206-44-0	Fluoranthene	20	< 20 U
129-00-0	Pyrene	20	< 20 U
85-68-7	Butylbenzylphthalate	20	< 20 U
56-55-3	Benzo(a)anthracene	20	< 20 U
117-81-7	bis(2-Ethylhexyl)phthalate	20	< 20 U
218-01-9	Chrysene	20	< 20 U
117-84-0	Di-n-Octyl phthalate	20	< 20 U
205-99-2	Benzo(b)fluoranthene	20	< 20 U
207-08-9	Benzo(k)fluoranthene	20	< 20 U
50-32-8	Benzo(a)pyrene	20	< 20 U
193-39-5	Indeno(1,2,3-cd)pyrene	20	< 20 U
53-70-3	Dibenz(a,h)anthracene	20	< 20 U
191-24-2	Benzo(g,h,i)perylene	20	< 20 U

Reported in µg/kg (ppb)

Semivolatile Surrogate Recovery

d5-Nitrobenzene	58.8%	2-Fluorobiphenyl	58.4%
d14-p-Terphenyl	65.2%	d4-1,2-Dichlorobenzene	44.4%
d5-Phenol	57.3%	2-Fluorophenol	47.5%
2,4,6-Tribromophenol	50.7%	d4-2-Chlorophenol	56.0%

Analytical Resources, Inc.

Semivolatile Report SW846 Method 8270C

Data file : /chem1/nt6.i/20050729.b/ih29c.d
Lab Smp Id: IH29C Client Smp ID: AN-RI-SEDC-01C
Inj Date : 29-JUL-2005 20:48
Operator : LJR/VS Inst ID: nt6.i
Smp Info : IH29C
Misc Info : 05-11905
Comment : 1ul Injection
Method : /chem1/nt6.i/20050729.b/SW846.m
Meth Date : 02-Aug-2005 11:33 jeff Quant Type: ISTD
Cal Date : 18-JUL-2005 15:41 Cal File: 0800718.d
Als bottle: 9
Dil Factor: 1.00000
Integrator: HP RTE Compound Sublist: PSDDA.sub
Target Version: 3.50

Concentration Formula: Amt * DF * Vt/(Ws * (100 - M)/100) * CpndVariable

Name	Value	Description
DF	1.00000	Dilution Factor
Vt	500.00000	Volume of final extract (uL)
Ws	32.00000	Weight of sample extracted (g)
M	20.10000	% Moisture

Cpnd Variable Local Compound Variable

	Compounds	QUANT SIG MASS	RT	EXP RT	REL RT	RESPONSE	CONCENTRATIONS ON-COLUMN (ug/mL)	FINAL (ug/kg)
$ 1	2-Fluorophenol	112	5.386	5.363	(0.743)	188447	17.7764	347.6
$ 2	Phenol-d5	99	6.924	6.917	(0.955)	265187	21.5235	420.9(M)
3	Phenol	94	Compound Not Detected.					
$ 5	2-Chlorophenol-d4	132	6.978	6.981	(0.962)	205101	20.9916	410.5(M)
4	Bis(2-Chloroethyl)ether	93	Compound Not Detected.					
6	2-Chlorophenol	128	Compound Not Detected.					
7	1,3-Dichlorobenzene	146	Compound Not Detected.					
* 8	1,4-Dichlorobenzene-d4	152	7.250	7.259	(1.000)	150097	20.0000	(M)
9	1,4-Dichlorobenzene	146	Compound Not Detected.					
$ 10	1,2-Dichlorobenzene-d4	152	7.549	7.553	(1.041)	70438	11.0661	216.4(M)
12	1,2-Dichlorobenzene	146	Compound Not Detected.					
11	Benzyl alcohol	108	Compound Not Detected.					
14	2,2'-oxybis(1-Chloropropane)	45	Compound Not Detected.					
13	2-Methylphenol	108	Compound Not Detected.					
17	Hexachloroethane	117	Compound Not Detected.					

	Compounds	QUANT SIG MASS	RT	EXP RT	REL RT	RESPONSE	CONCENTRATIONS ON-COLUMN (ug/mL)	FINAL (ug/kg)	
	16 N-Nitroso-di-n-propylamine	70	Compound Not Detected.						
	15 4-Methylphenol	108	Compound Not Detected.						
$	18 Nitrobenzene-d5	82	8.196	8.205	(0.883)	176170	14.6783	287.0	(M)
	19 Nitrobenzene	77	Compound Not Detected.						
	20 Isophorone	82	Compound Not Detected.						
	21 2-Nitrophenol	139	Compound Not Detected.						
	22 2,4-Dimethylphenol	107	Compound Not Detected.						
	23 Bis(2-Chloroethoxy)methane	93	Compound Not Detected.						
	24 Benzoic acid	105	Compound Not Detected.						
	25 2,4-Dichlorophenol	162	Compound Not Detected.						
	26 1,2,4-Trichlorobenzene	180	Compound Not Detected.						
*	27 Naphthalene-d8	136	9.280	9.284	(1.000)	521035	20.0000		(M)
	28 Naphthalene	128	Compound Not Detected.						
	29 4-Chloroaniline	127	Compound Not Detected.						
	30 Hexachlorobutadiene	225	Compound Not Detected.						
	31 4-Chloro-3-methylphenol	107	Compound Not Detected.						
	32 2-Methylnaphthalene	141	Compound Not Detected.						
	33 Hexachlorocyclopentadiene	237	Compound Not Detected.						
	34 2,4,6-Trichlorophenol	196	Compound Not Detected.						
	35 2,4,5-Trichlorophenol	196	Compound Not Detected.						
$	36 2-Fluorobiphenyl	172	11.064	11.068	(0.914)	271899	14.6466	286.4	(M)
	37 2-Chloronaphthalene	162	Compound Not Detected.						
	38 2-Nitroaniline	65	Compound Not Detected.						
	39 Dimethylphthalate	163	Compound Not Detected.						
	40 Acenaphthylene	152	Compound Not Detected.						
	41 2,6-Dinitrotoluene	165	Compound Not Detected.						
*	42 Acenaphthene-d10	164	12.101	12.104	(1.000)	276749	20.0000		(M)
	43 3-Nitroaniline	138	Compound Not Detected.						
	44 Acenaphthene	153	Compound Not Detected.						
	45 2,4-Dinitrophenol	184	Compound Not Detected.						
	46 Dibenzofuran	168	Compound Not Detected.						
	47 4-Nitrophenol	109	Compound Not Detected.						
	48 2,4-Dinitrotoluene	165	Compound Not Detected.						
	50 Diethylphthalate	149	Compound Not Detected.						
	49 Fluorene	166	Compound Not Detected.						
	51 4-Chlorophenyl-phenylether	204	Compound Not Detected.						
	52 4-Nitroaniline	138	Compound Not Detected.						
	53 4,6-Dinitro-2-methylphenol	198	Compound Not Detected.						
	54 N-Nitrosodiphenylamine	169	Compound Not Detected.						
$	55 2,4,6-Tribromophenol	330	13.388	13.392	(1.106)	35387	19.0108	371.8	(M)
	56 4-Bromophenyl-phenylether	248	Compound Not Detected.						
	57 Hexachlorobenzene	284	Compound Not Detected.						
	58 Pentachlorophenol	266	Compound Not Detected.						
*	59 Phenanthrene-d10	188	14.441	14.444	(1.000)	361505	20.0000		(M)
	60 Phenanthrene	178	Compound Not Detected.						
	61 Anthracene	178	Compound Not Detected.						
	62 Carbazole	167	Compound Not Detected.						

	Compounds	QUANT SIG MASS	RT	EXP RT	REL RT	RESPONSE	CONCENTRATIONS ON-COLUMN (ug/mL)	FINAL (ug/kg)
	63 Di-n-butylphthalate	149	Compound Not Detected.					
	64 Fluoranthene	202	Compound Not Detected.					
	65 Pyrene	202	Compound Not Detected.					
$	66 Terphenyl-d14	244	17.074	17.073	(0.913)	229179	16.2848	318.5
	67 Butylbenzylphthalate	149	Compound Not Detected.					
	68 Benzo(a)anthracene	228	Compound Not Detected.					
*	69 Chrysene-d12	240	18.704	18.707	(1.000)	261720	20.0000	
	70 3,3'-Dichlorobenzidine	252	Compound Not Detected.					
	71 Chrysene	228	Compound Not Detected.					
	72 bis(2-Ethylhexyl)phthalate	149	Compound Not Detected.					
*	134 Di-n-octylphthalate-d4	153	19.863	19.866	(1.000)	490397	20.0000	
	73 Di-n-octylphthalate	149	Compound Not Detected.					
	74 Benzo(b)fluoranthene	252	Compound Not Detected.					
	75 Benzo(k)fluoranthene	252	Compound Not Detected.					
	76 Benzo(a)pyrene	252	Compound Not Detected.					
*	77 Perylene-d12	264	20.846	20.844	(1.000)	321206	20.0000	
	78 Indeno(1,2,3-cd)pyrene	276	Compound Not Detected.					
	79 Dibenzo(a,h)anthracene	278	Compound Not Detected.					
	80 Benzo(g,h,i)perylene	276	Compound Not Detected.					

QC Flag Legend

M - Compound response manually integrated.

Analytical Resources, Inc.

INTERNAL STANDARD COMPOUNDS
AREA AND RT SUMMARY

Instrument ID: nt6.i
Lab File ID: ih29c.d
Lab Smp Id: IH29C
Analysis Type: SV
Quant Type: ISTD
Operator: LJR/VS
Method File: /chem1/nt6.i/20050729.b/SW846.m
Misc Info: 05-11905

Calibration Date: 29-JUL-2005
Calibration Time: 15:44
Client Smp ID: AN-RI-SEDC-01C
Level: LOW
Sample Type: Sediment

		AREA LIMIT			
COMPOUND	STANDARD	LOWER	UPPER	SAMPLE	%DIFF
8 1,4-Dichlorobenze	108502	54251	217004	150097	38.34
27 Naphthalene-d8	392657	196328	785314	521035	32.69
42 Acenaphthene-d10	220694	110347	441388	276749	25.40
59 Phenanthrene-d10	307459	153730	614918	361505	17.58
69 Chrysene-d12	220907	110454	441814	261720	18.48
134 Di-n-octylphthala	371940	185970	743880	490397	31.85
77 Perylene-d12	239558	119779	479116	321206	34.08

		RT LIMIT			
COMPOUND	STANDARD	LOWER	UPPER	SAMPLE	%DIFF
8 1,4-Dichlorobenze	7.26	6.76	7.76	7.25	-0.12
27 Naphthalene-d8	9.28	8.78	9.78	9.28	-0.04
42 Acenaphthene-d10	12.10	11.60	12.60	12.10	-0.03
59 Phenanthrene-d10	14.44	13.94	14.94	14.44	-0.03
69 Chrysene-d12	18.71	18.21	19.21	18.70	-0.02
134 Di-n-octylphthala	19.87	19.37	20.37	19.86	-0.02
77 Perylene-d12	20.84	20.34	21.34	20.85	0.01

AREA UPPER LIMIT = +100% of internal standard area.
AREA LOWER LIMIT = - 50% of internal standard area.
RT UPPER LIMIT = + 0.50 minutes of internal standard RT.
RT LOWER LIMIT = - 0.50 minutes of internal standard RT.

Analytical Resources, Inc.

RECOVERY REPORT

Client Name: ANCHOR
Sample Matrix: SOLID
Lab Smp Id: IH29C
Level: LOW
Data Type: MS DATA
SpikeList File: SONICMS.spk
Sublist File: PSDDA.sub
Method File: /chem1/nt6.i/20050729.b/SW846.m
Misc Info: 05-11905

Client SDG: IH29
Fraction: SV
Client Smp ID: AN-RI-SEDC-01C
Operator: LJR/VS
SampleType: SAMPLE
Quant Type: ISTD

SURROGATE COMPOUND	CONC ADDED ug/kg	CONC RECOVERED ug/kg	% RECOVERED	LIMITS
$ 1 2-Fluorophenol	733.3	347.6	47.40	24-112
$ 2 Phenol-d5	733.3	420.9	57.40	29-109
$ 5 2-Chlorophenol-d4	733.3	410.5	55.98	34-101
$ 10 1,2-Dichlorobenzen	488.9	216.4	44.26	30-84
$ 18 Nitrobenzene-d5	488.9	287.0	58.71	28-103
$ 36 2-Fluorobiphenyl	488.9	286.4	58.59	33-104
$ 55 2,4,6-Tribromophen	733.3	371.8	50.70	27-134
$ 66 Terphenyl-d14	488.9	318.5	65.14	31-120

Data File: /chem1/nt6.i/20050729.b/ih29c.d
Date : 29-JUL-2005 20:48
Client ID: AN-RI-SEDC-01C
Sample Info: IH29C
Volume Injected (uL): 1.0
Column phase: RTX-5

Instrument: nt6.i
Operator: LJR/VS
Column diameter: 0.32

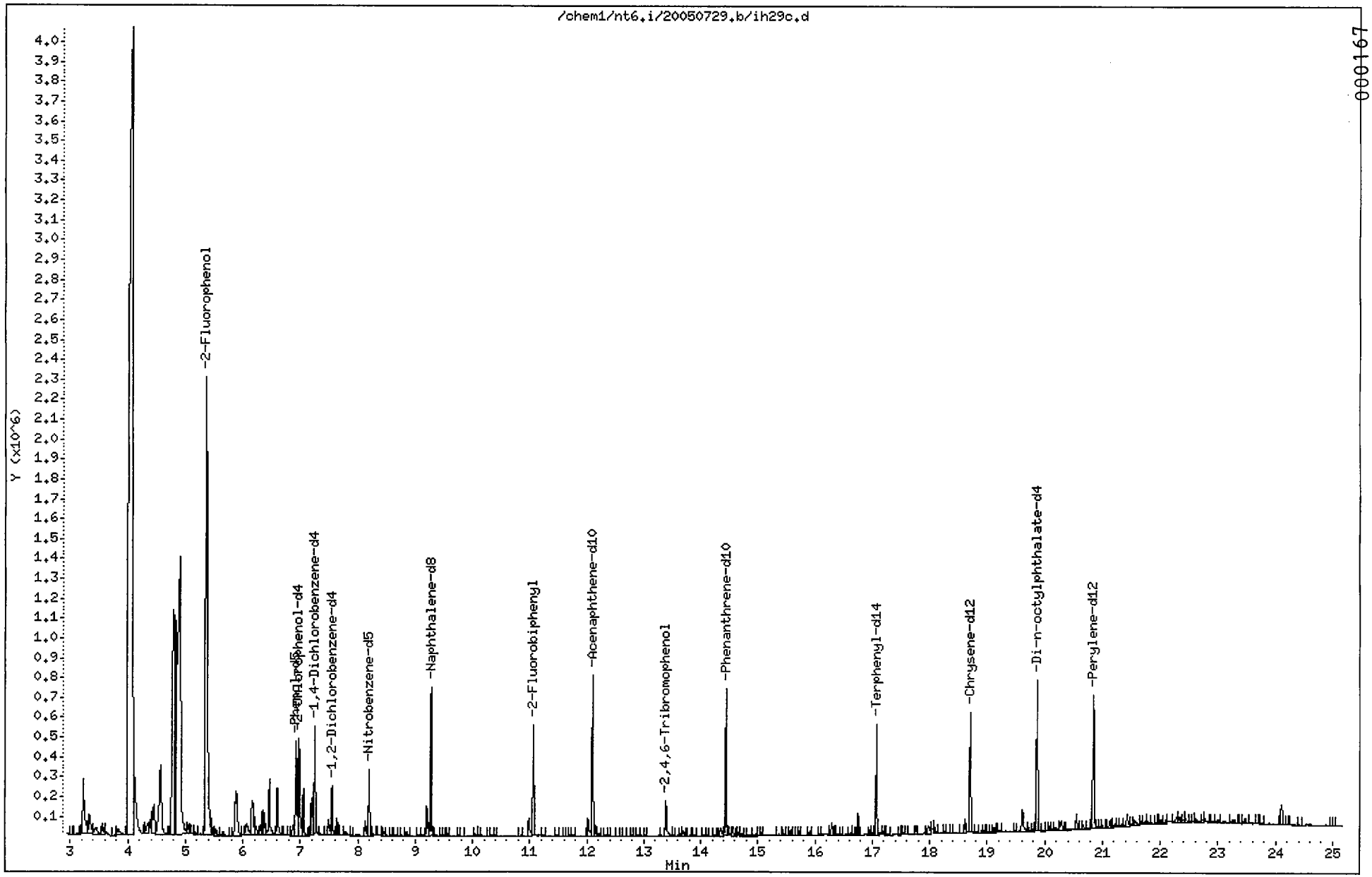

Data File: /chem1/nt6.i/20050729.b/ih29c.d
Injection Date: 29-JUL-2005 20:48
Instrument: nt6.i
Client Sample ID: AN-RI-SEDC-01C

Compound: Phenol-d5
CAS Number:

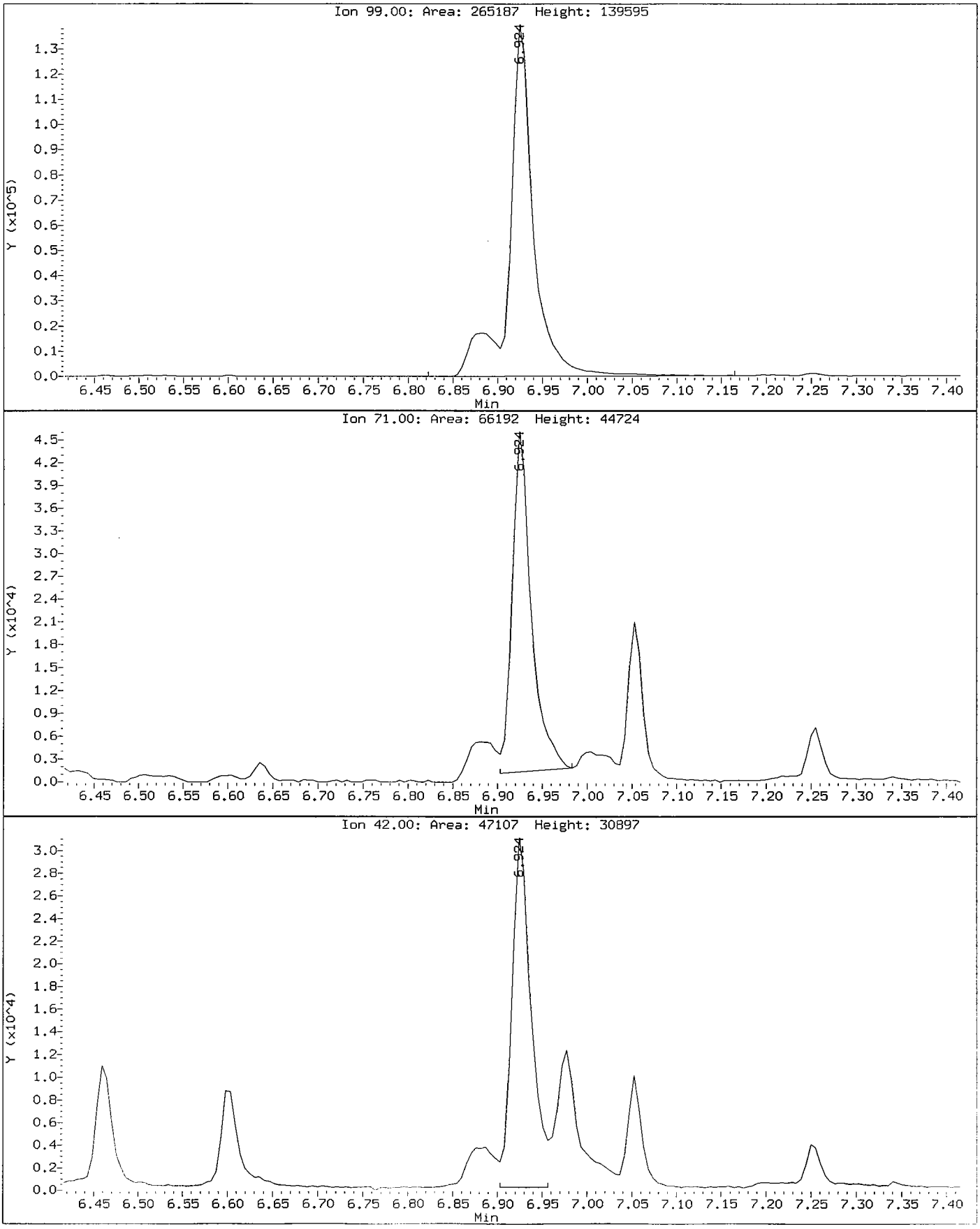

Data File: /chem1/nt6.i/20050729.b/ih29c.d
Injection Date: 29-JUL-2005 20:48
Instrument: nt6.i
Client Sample ID: AN-RI-SEDC-01C

Compound: 2-Chlorophenol-d4
CAS Number:

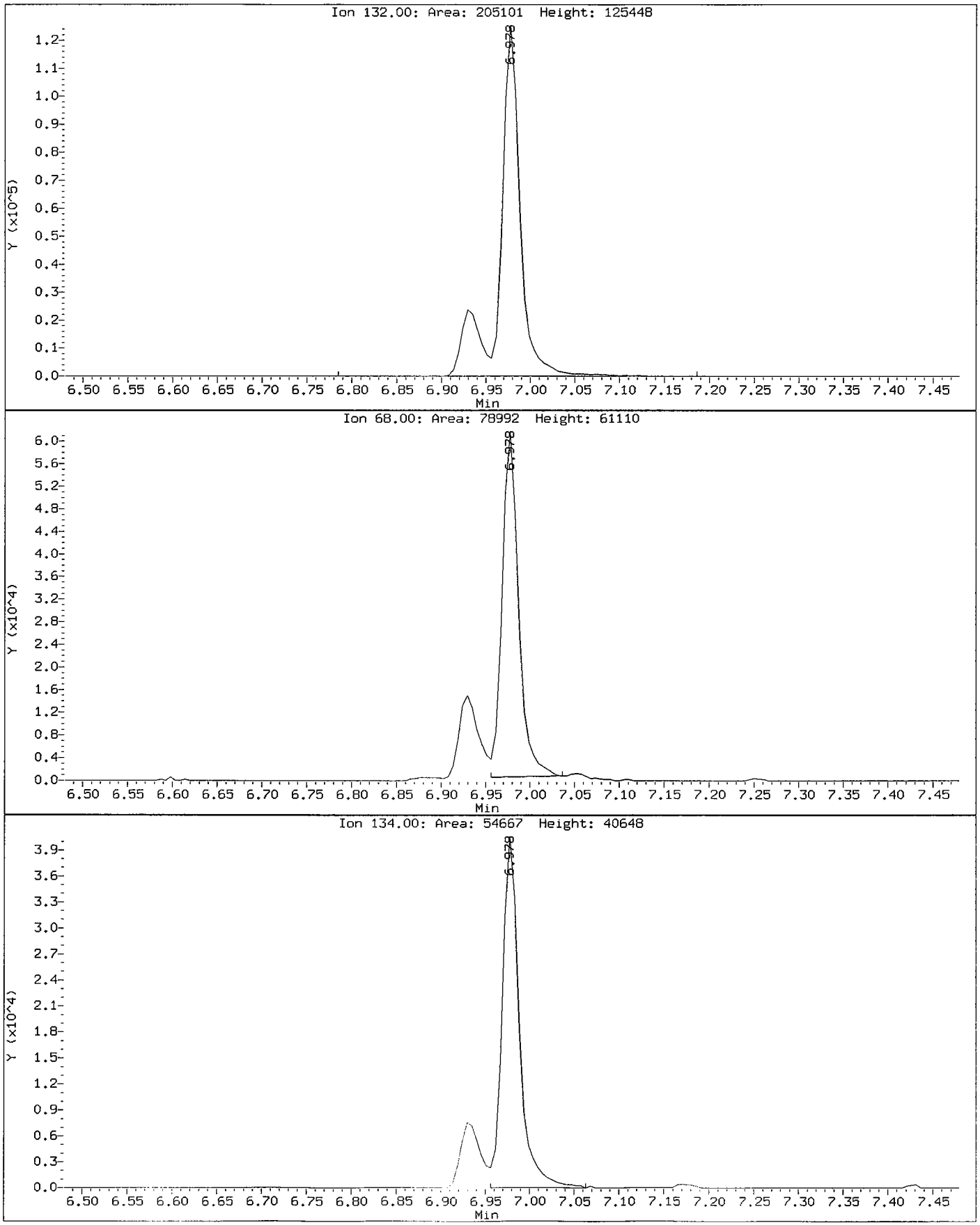

Data File: /chem1/nt6.i/20050729.b/ih29c.d
Injection Date: 29-JUL-2005 20:48
Instrument: nt6.i
Client Sample ID: AN-RI-SEDC-01C

Compound: 1,4-Dichlorobenzene-d4
CAS Number: 3855-82-1

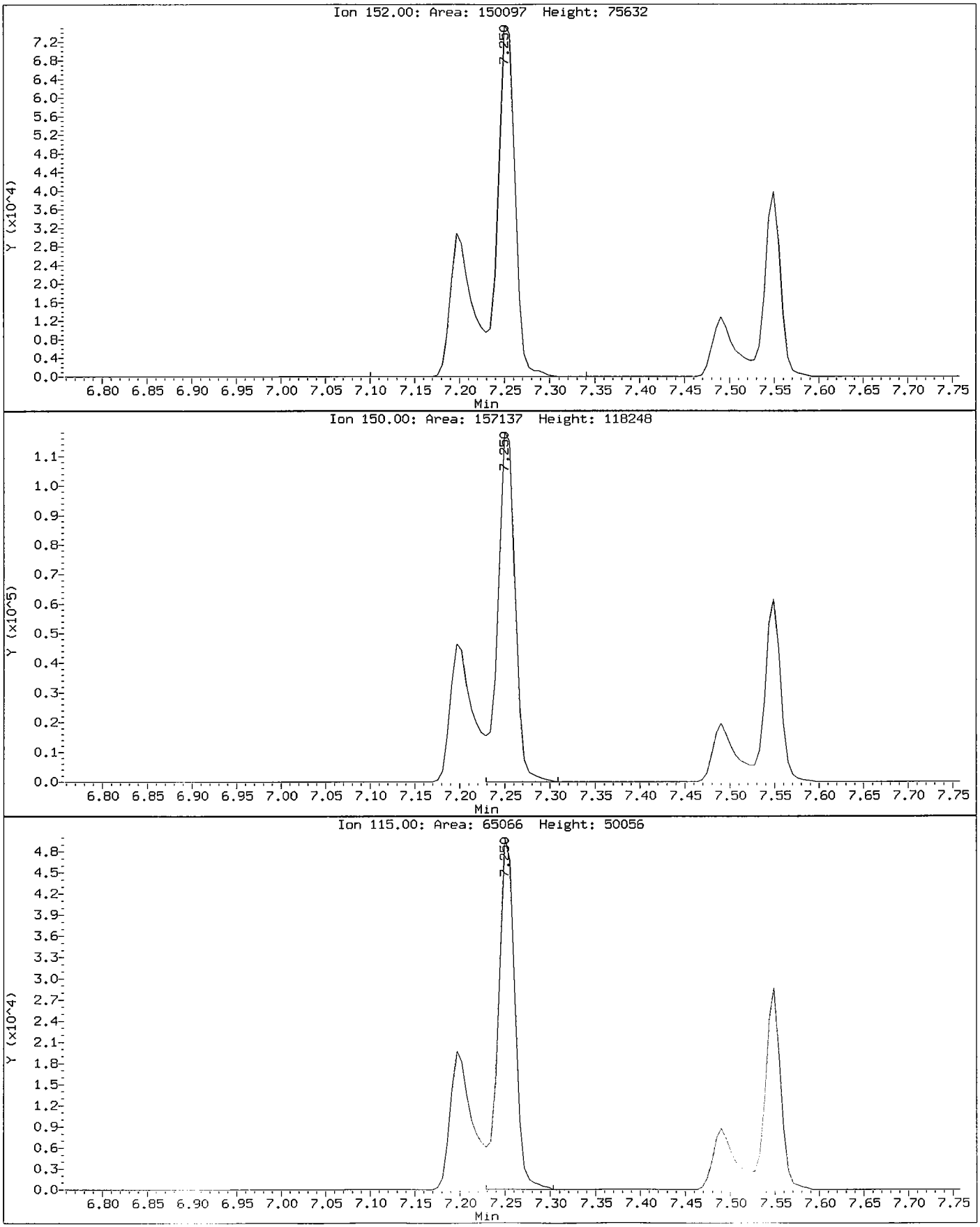

Data File: /chem1/nt6.i/20050729.b/ih29c.d
Injection Date: 29-JUL-2005 20:48
Instrument: nt6.i
Client Sample ID: AN-RI-SEDC-01C

Compound: 1,2-Dichlorobenzene-d4
CAS Number: 2199-69-1

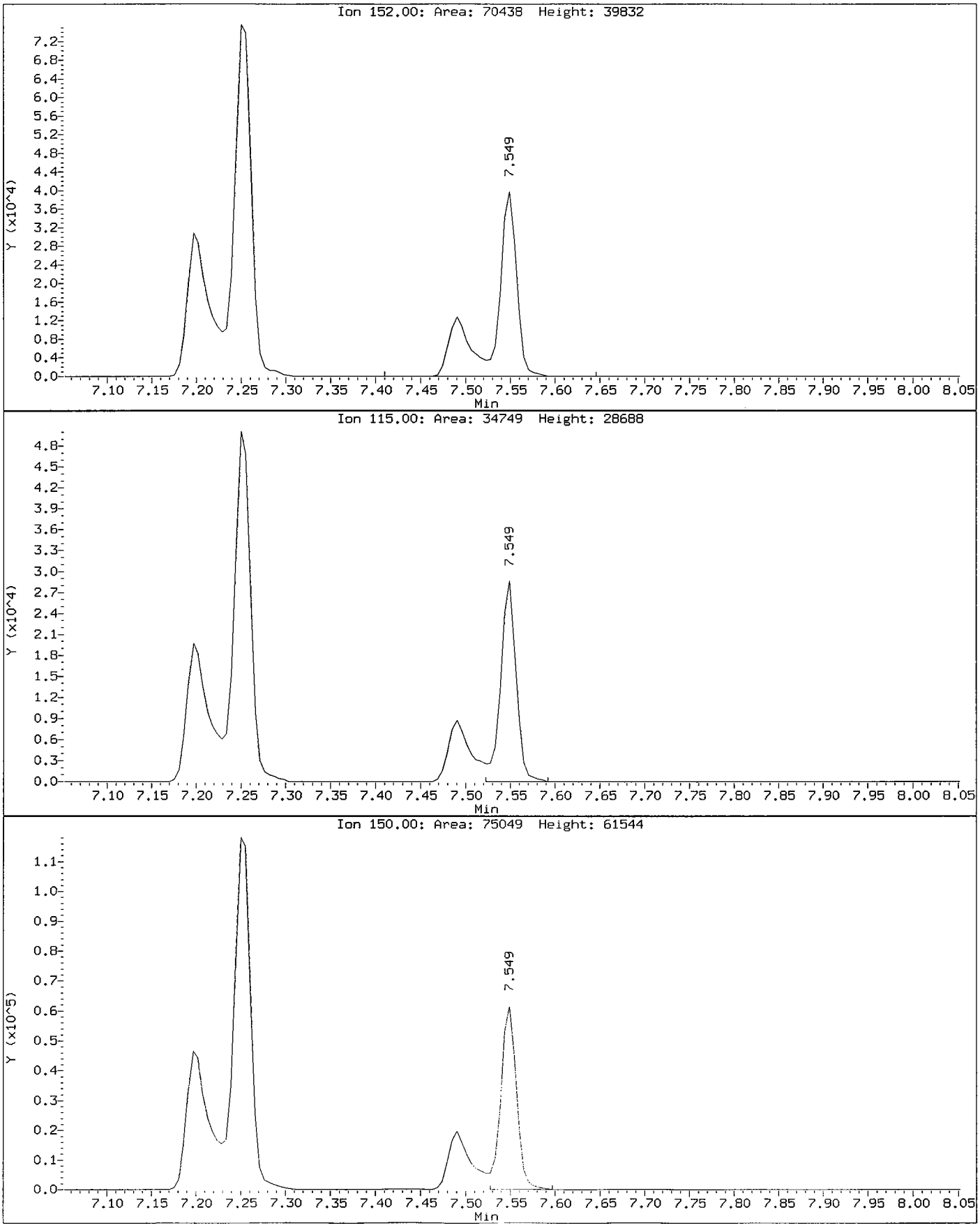

Data File: /chem1/nt6.i/20050729.b/ih29c.d
Injection Date: 29-JUL-2005 20:48
Instrument: nt6.i
Client Sample ID: AN-RI-SEDC-01C

Compound: Nitrobenzene-d5
CAS Number: 4165-60-0

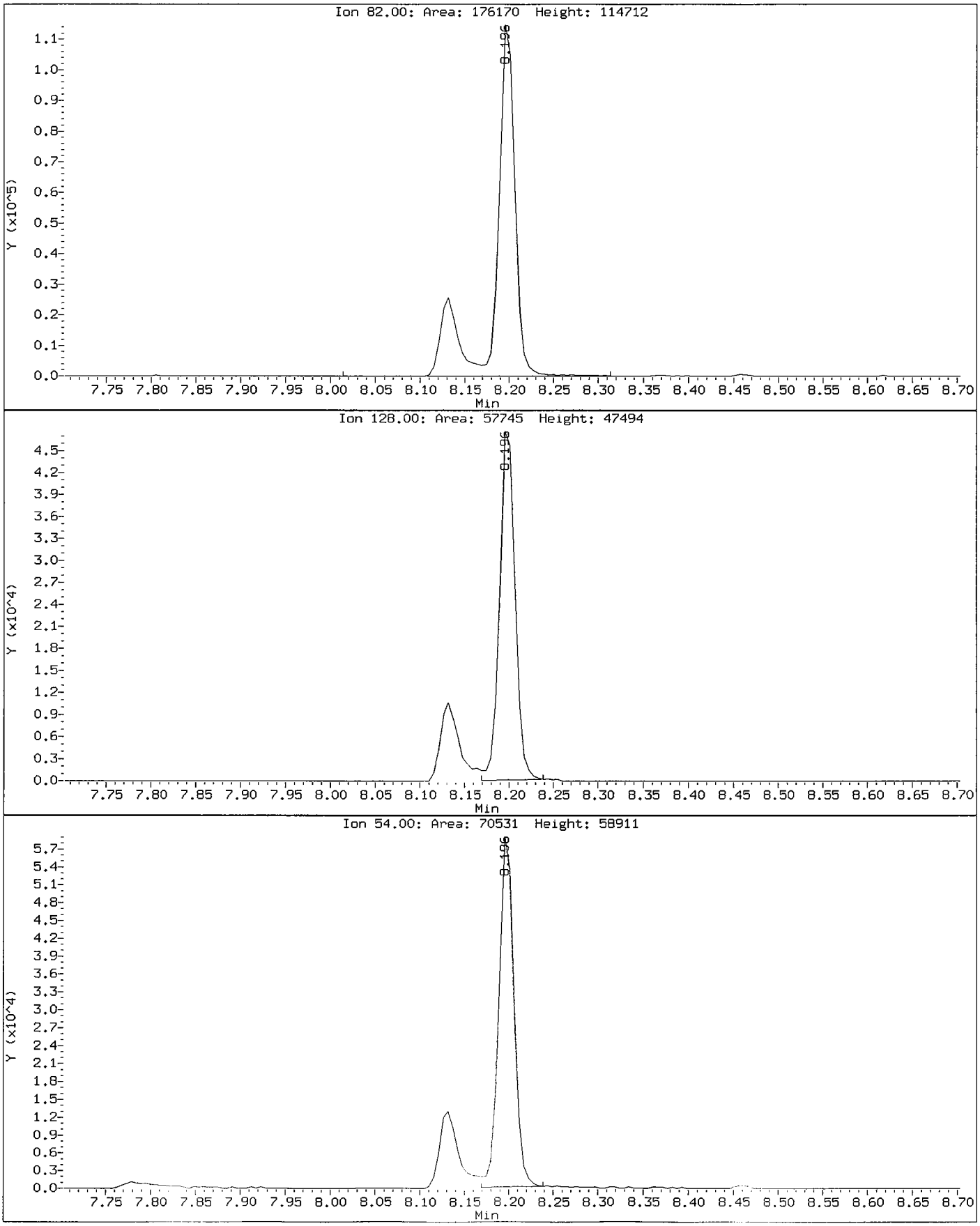

Data File: /chem1/nt6.i/20050729.b/ih29c.d
Injection Date: 29-JUL-2005 20:48
Instrument: nt6.i
Client Sample ID: AN-RI-SEDC-01C

Compound: Naphthalene-d8
CAS Number: 1146-65-2

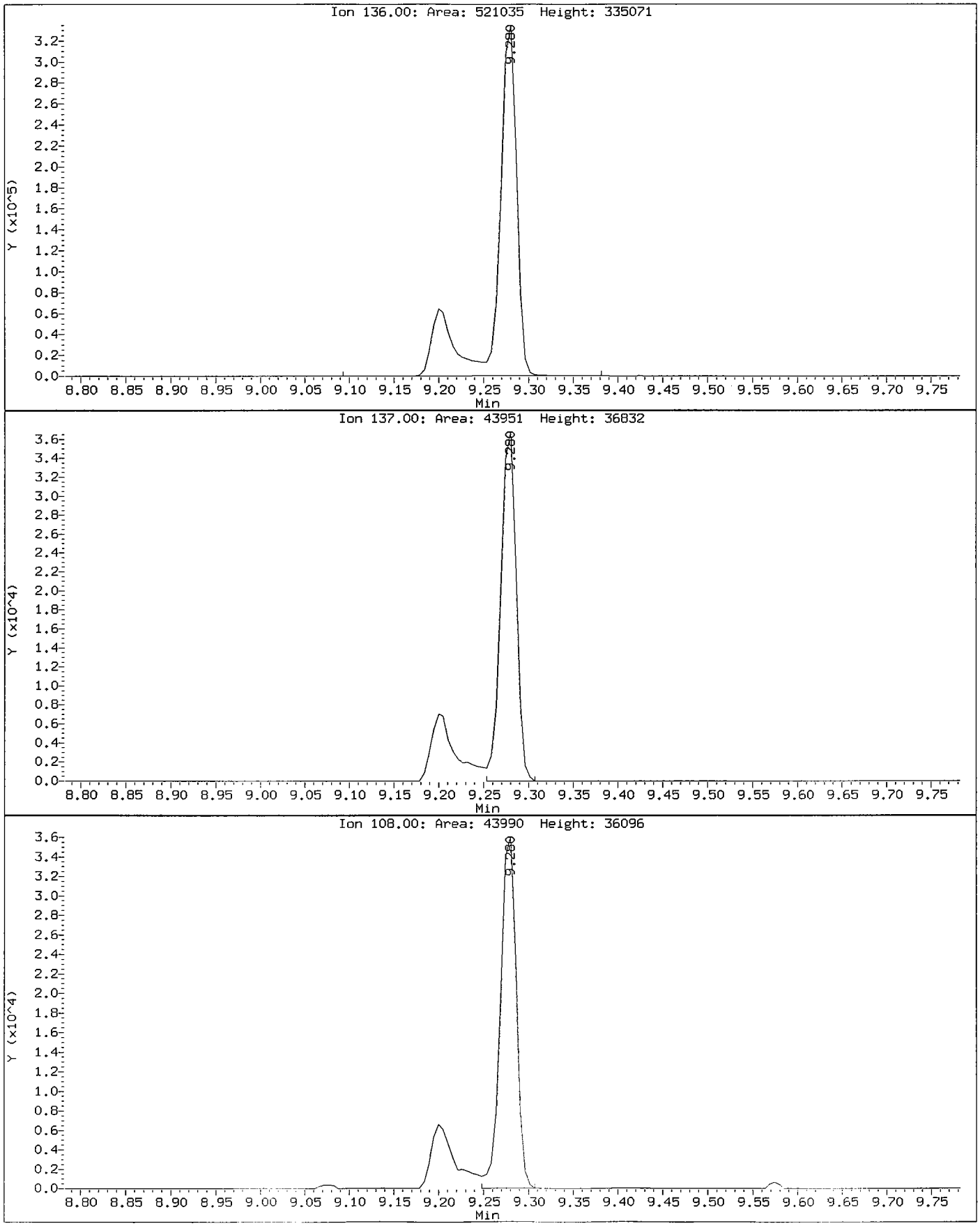

Data File: /chem1/nt6.i/20050729.b/ih29c.d
Injection Date: 29-JUL-2005 20:48
Instrument: nt6.i
Client Sample ID: AN-RI-SEDC-01C

Compound: 2-Fluorobiphenyl
CAS Number: 321-60-8

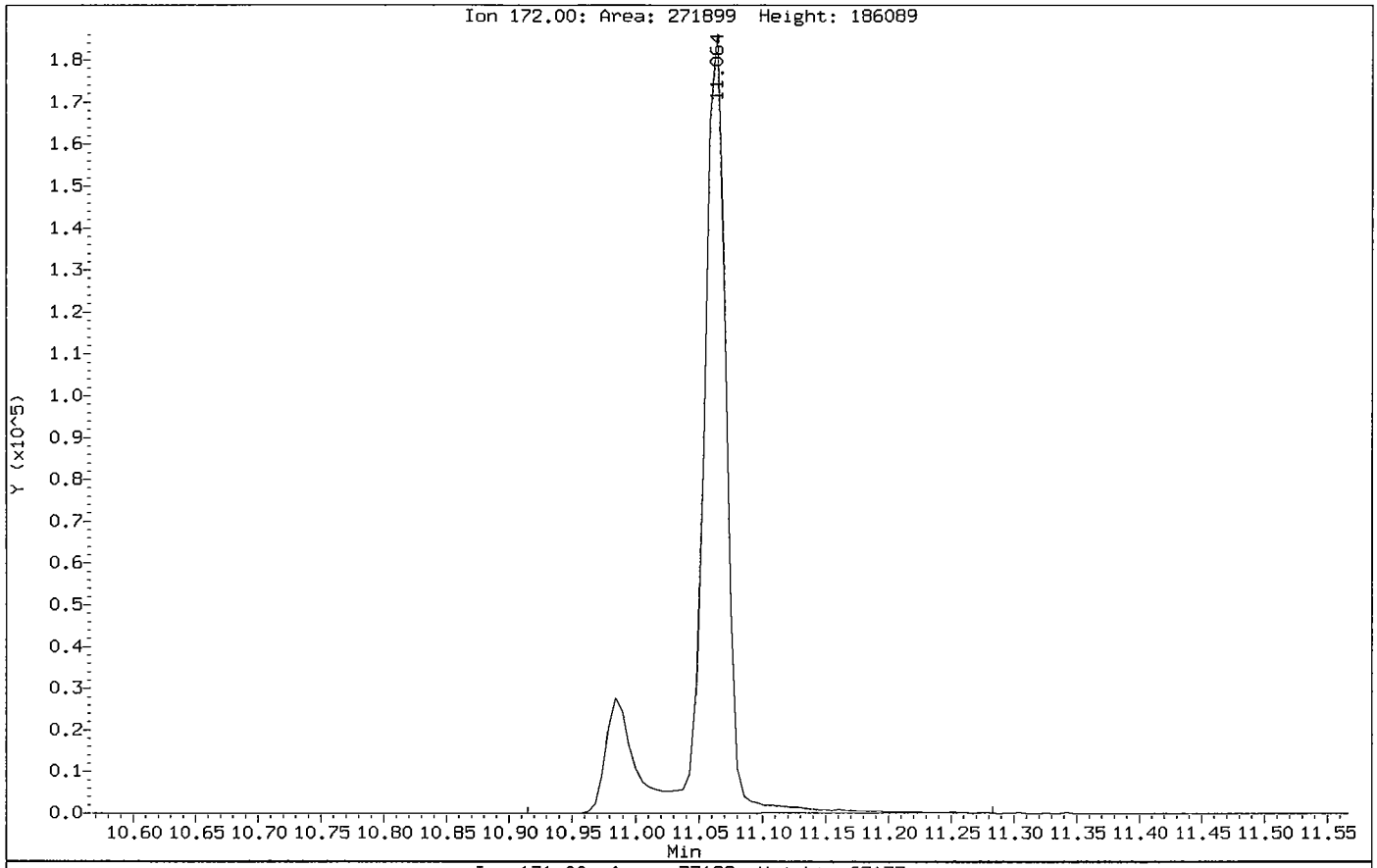

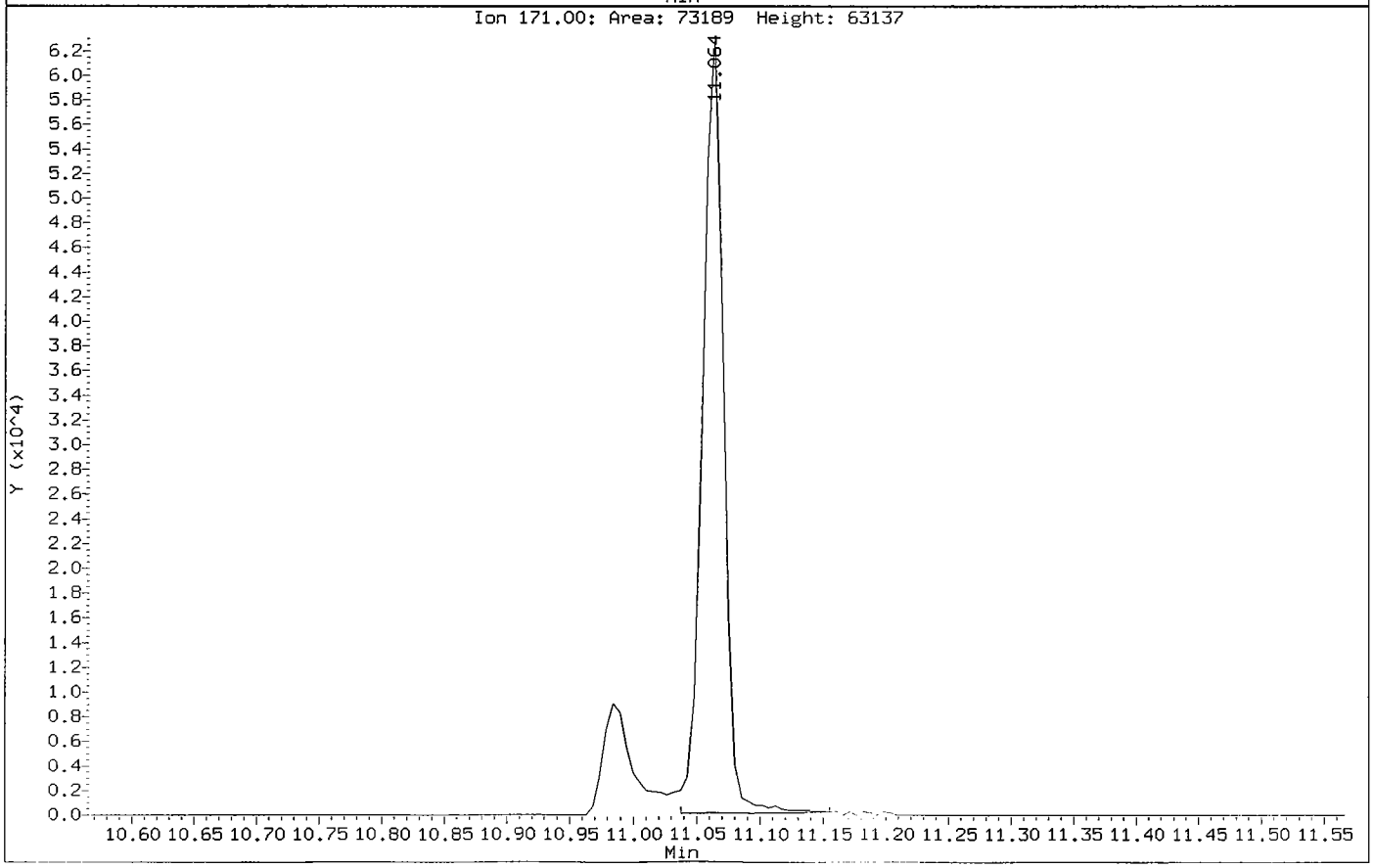

Data File: /chem1/nt6.i/20050729.b/ih29c.d
Injection Date: 29-JUL-2005 20:48
Instrument: nt6.i
Client Sample ID: AN-RI-SEDC-01C

Compound: Acenaphthene-d10
CAS Number:

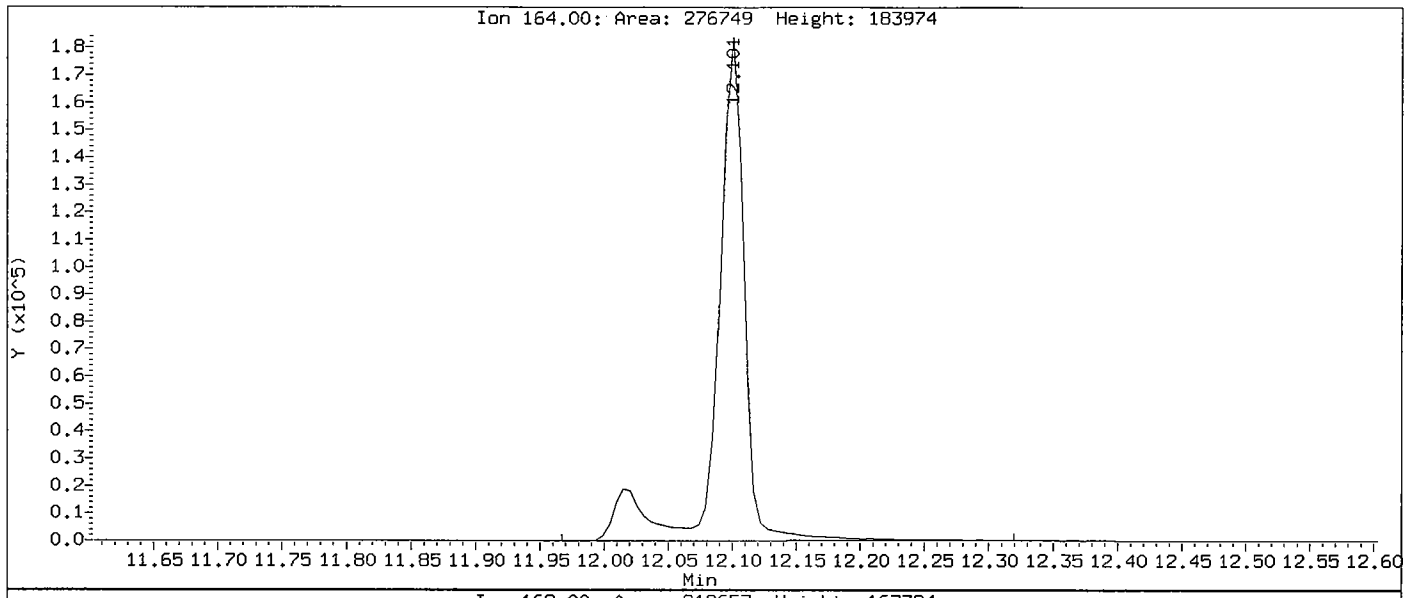

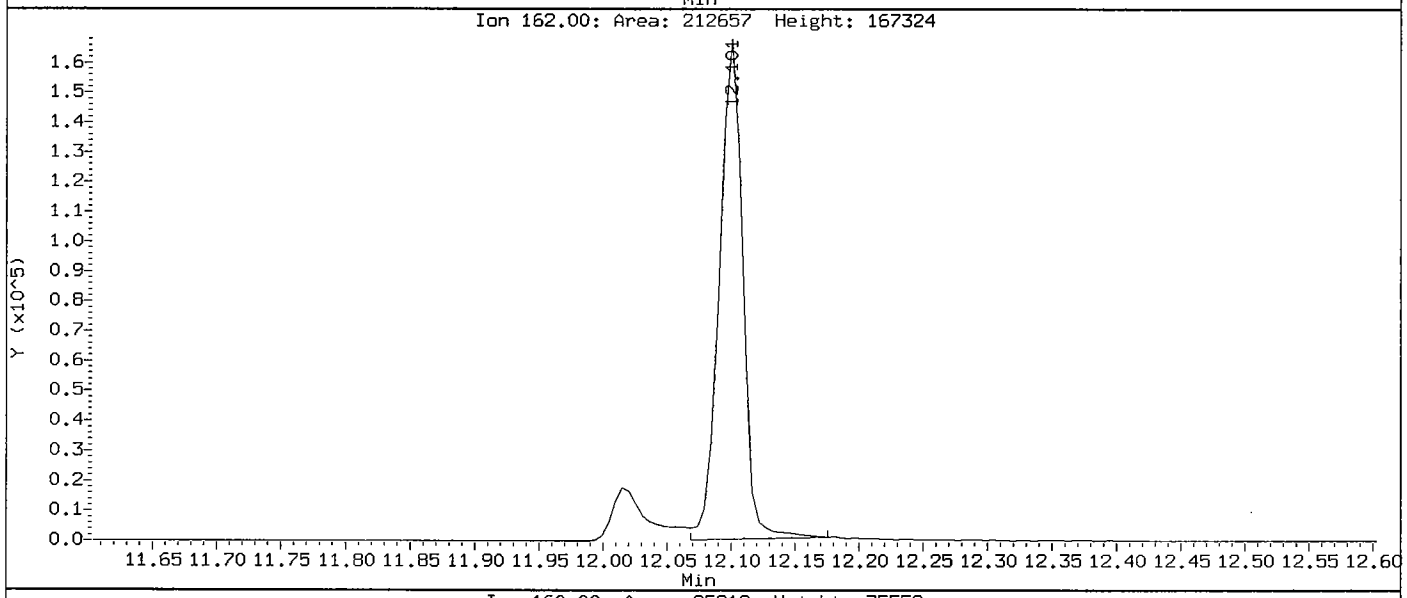

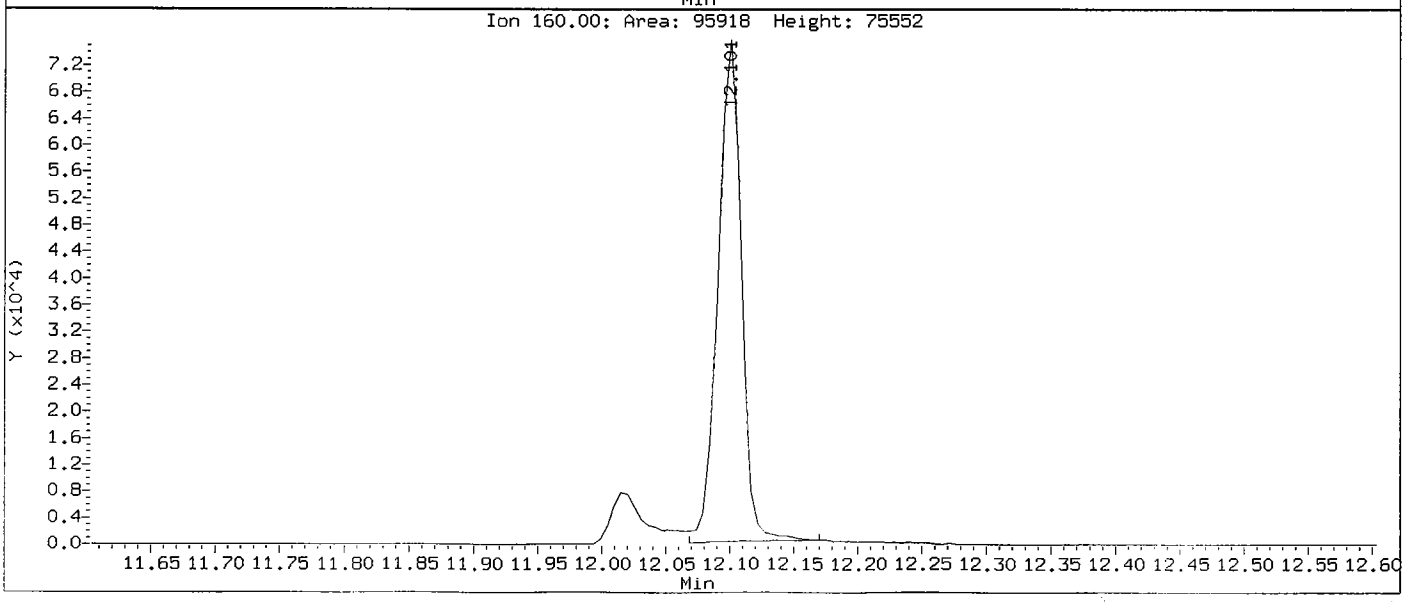

Data File: /chem1/nt6.i/20050729.b/ih29c.d
Injection Date: 29-JUL-2005 20:48
Instrument: nt6.i
Client Sample ID: AN-RI-SEDC-01C

Compound: 2,4,6-Tribromophenol
CAS Number: 118-79-6

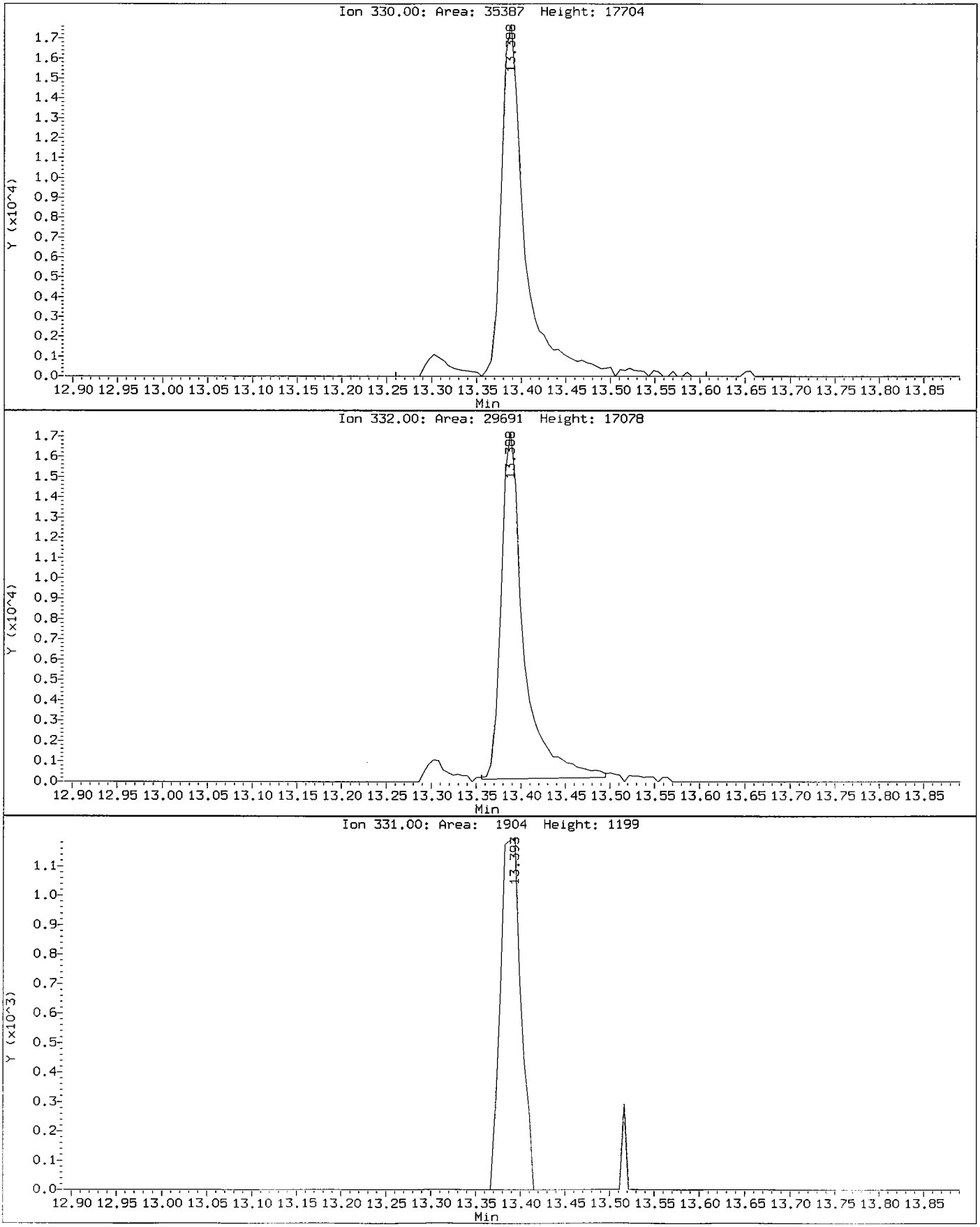

Data File: /chem1/nt6.i/20050729.b/ih29c.d
Injection Date: 29-JUL-2005 20:48
Instrument: nt6.i
Client Sample ID: AN-RI-SEDC-01C

Compound: Phenanthrene-d10
CAS Number:

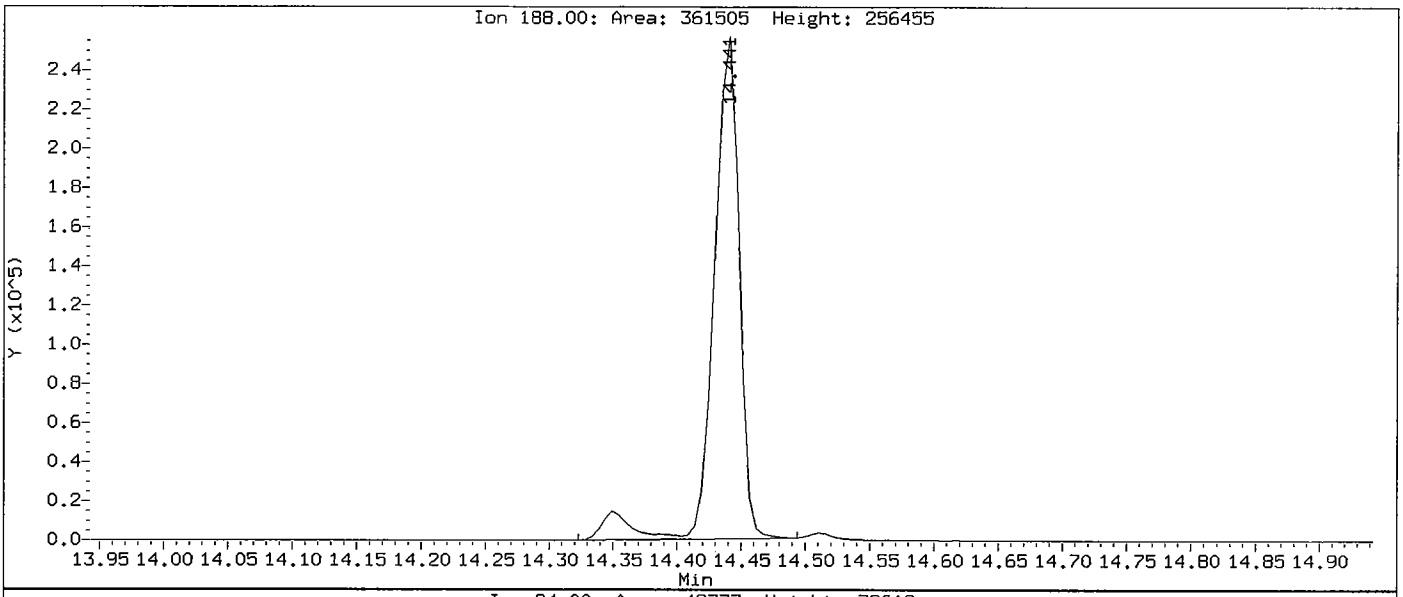

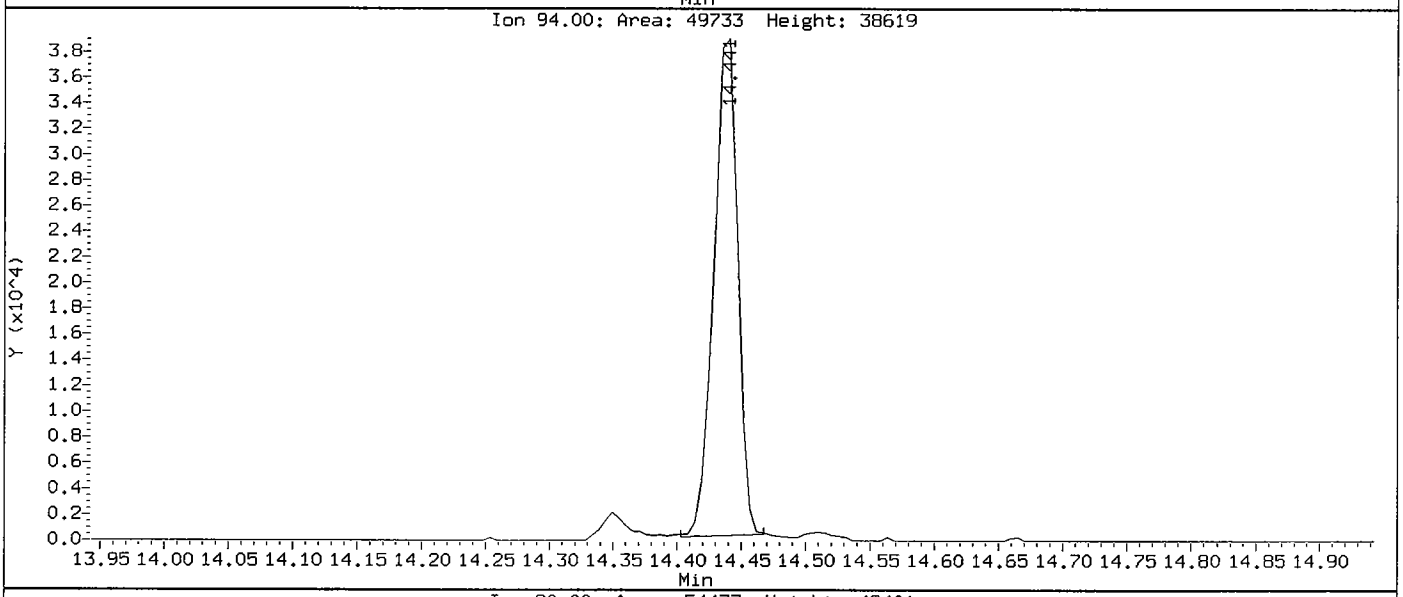

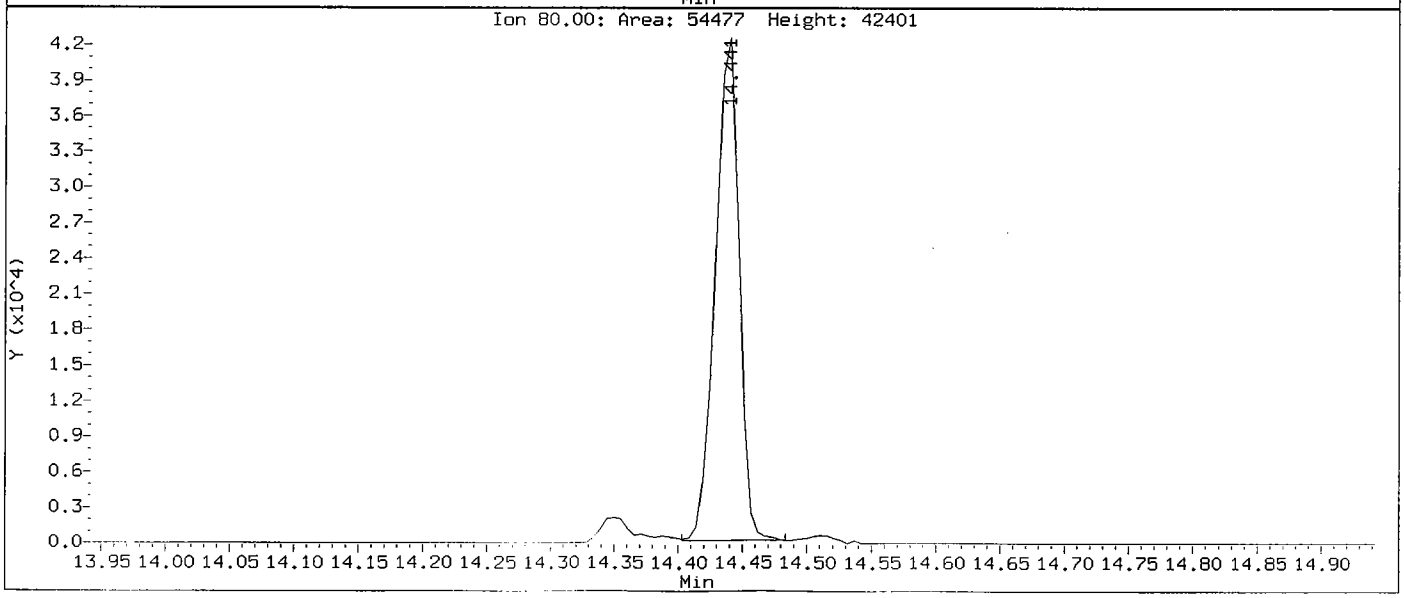

ANALYTICAL RESOURCES INCORPORATED

ORGANICS ANALYSIS DATA SHEET
PSDDA Semivolatiles by SW8270D GC/MS **Sample ID: AN-RI-SEDC-03A**
Page 1 of 1 **SAMPLE**

Lab Sample ID: IH29D
LIMS ID: 05-11906
Matrix: Sediment
Data Release Authorized:
Reported: 08/02/05

QC Report No: IH29-Anchor Environmental
Project: KC Former Scott Mill
00010501/T2
Date Sampled: 07/15/05
Date Received: 07/18/05

Date Extracted: 07/27/05
Date Analyzed: 07/29/05 21:21
Instrument/Analyst: NT6/LJR
GPC Cleanup: No

Sample Amount: 25.1 g-dry-wt
Final Extract Volume: 0.5 mL
Dilution Factor: 3.00
Percent Moisture: 35.7%
pH: 7.4

CAS Number	Analyte	RL	Result
108-95-2	Phenol	60	< 60 U
100-51-6	Benzyl Alcohol	60	< 60 U
95-48-7	2-Methylphenol	60	< 60 U
106-44-5	4-Methylphenol	60	< 60 U
67-72-1	Hexachloroethane	60	< 60 U
105-67-9	2,4-Dimethylphenol	60	< 60 U
65-85-0	Benzoic Acid	600	< 600 U
120-82-1	1,2,4-Trichlorobenzene	60	< 60 U
91-20-3	Naphthalene	60	< 60 U
87-68-3	Hexachlorobutadiene	60	< 60 U
91-57-6	2-Methylnaphthalene	60	< 60 U
131-11-3	Dimethylphthalate	60	< 60 U
208-96-8	Acenaphthylene	60	< 60 U
83-32-9	Acenaphthene	60	< 60 U
132-64-9	Dibenzofuran	60	< 60 U
84-66-2	Diethylphthalate	60	< 60 U
86-73-7	Fluorene	60	< 60 U
86-30-6	N-Nitrosodiphenylamine	60	< 60 U
87-86-5	Pentachlorophenol	300	< 300 U
85-01-8	**Phenanthrene**	**60**	**130**
120-12-7	Anthracene	60	< 60 U
84-74-2	Di-n-Butylphthalate	60	< 60 U
206-44-0	**Fluoranthene**	**60**	**140**
129-00-0	**Pyrene**	**60**	**130**
85-68-7	**Butylbenzylphthalate**	**60**	**94 M**
56-55-3	Benzo(a)anthracene	60	< 60 U
117-81-7	**bis(2-Ethylhexyl)phthalate**	**60**	**140**
218-01-9	Chrysene	60	< 60 U
117-84-0	Di-n-Octyl phthalate	60	< 60 U
205-99-2	Benzo(b)fluoranthene	60	< 60 U
207-08-9	Benzo(k)fluoranthene	60	< 60 U
50-32-8	Benzo(a)pyrene	60	< 60 U
193-39-5	Indeno(1,2,3-cd)pyrene	60	< 60 U
53-70-3	Dibenz(a,h)anthracene	60	< 60 U
191-24-2	Benzo(g,h,i)perylene	60	< 60 U

Reported in µg/kg (ppb)

Semivolatile Surrogate Recovery

d5-Nitrobenzene	76.6%	2-Fluorobiphenyl	76.8%
d14-p-Terphenyl	71.8%	d4-1,2-Dichlorobenzene	69.7%
d5-Phenol	74.6%	2-Fluorophenol	63.9%
2,4,6-Tribromophenol	80.8%	d4-2-Chlorophenol	79.8%

Analytical Resources, Inc.

Semivolatile Report SW846 Method 8270C

Data file : /chem1/nt6.i/20050729.b/ih29d.d
Lab Smp Id: IH29D Client Smp ID: AN-RI-SEDC-03A
Inj Date : 29-JUL-2005 21:21
Operator : LJR/VS Inst ID: nt6.i
Smp Info : IH29D,3
Misc Info : 05-11906
Comment : 1ul Injection
Method : /chem1/nt6.i/20050729.b/SW846.m
Meth Date : 02-Aug-2005 11:33 jeff Quant Type: ISTD
Cal Date : 18-JUL-2005 15:41 Cal File: 0800718.d
Als bottle: 10
Dil Factor: 3.00000
Integrator: HP RTE Compound Sublist: PSDDA.sub
Target Version: 3.50

LJR 8/2/05

Concentration Formula: Amt * DF * Vt/(Ws * (100 - M)/100) * CpndVariable

Name	Value	Description
DF	3.00000	Dilution Factor
Vt	500.00000	Volume of final extract (uL)
Ws	39.00000	Weight of sample extracted (g)
M	35.70000	% Moisture

Cpnd Variable Local Compound Variable

	Compounds	QUANT SIG MASS	RT	EXP RT	REL RT	RESPONSE	CONCENTRATIONS ON-COLUMN (ug/mL)	FINAL (ug/kg)
$	1 2-Fluorophenol	112	5.386	5.363	(0.742)	75549	7.99136	478.0
$	2 Phenol-d5	99	6.924	6.917	(0.954)	102446	9.32278	557.7
	3 Phenol	94	Compound Not Detected.					
$	5 2-Chlorophenol-d4	132	6.978	6.981	(0.962)	86869	9.96963	596.3(H)
	4 Bis(2-Chloroethyl)ether	93	Compound Not Detected.					
	6 2-Chlorophenol	128	Compound Not Detected.					
	7 1,3-Dichlorobenzene	146	Compound Not Detected.					
*	8 1,4-Dichlorobenzene-d4	152	7.255	7.259	(1.000)	133856	20.0000	
	9 1,4-Dichlorobenzene	146	Compound Not Detected.					
$	10 1,2-Dichlorobenzene-d4	152	7.555	7.553	(1.041)	33008	5.81485	347.8
	12 1,2-Dichlorobenzene	146	Compound Not Detected.					
	11 Benzyl alcohol	108	Compound Not Detected.					
	14 2,2'-oxybis(1-Chloropropane)	45	Compound Not Detected.					
	13 2-Methylphenol	108	Compound Not Detected.					
	17 Hexachloroethane	117	Compound Not Detected.					

			QUANT SIG MASS	RT	EXP RT	REL RT	RESPONSE	CONCENTRATIONS ON-COLUMN (ug/mL)	FINAL (ug/kg)
	16	N-Nitroso-di-n-propylamine	70	Compound Not Detected.					
	15	4-Methylphenol	108	Compound Not Detected.					
$	18	Nitrobenzene-d5	82	8.201	8.205	(0.884)	67448	6.37954	381.6
	19	Nitrobenzene	77	Compound Not Detected.					
	20	Isophorone	82	Compound Not Detected.					
	21	2-Nitrophenol	139	Compound Not Detected.					
	22	2,4-Dimethylphenol	107	Compound Not Detected.					
	23	Bis(2-Chloroethoxy)methane	93	Compound Not Detected.					
	24	Benzoic acid	105	Compound Not Detected.					
	25	2,4-Dichlorophenol	162	Compound Not Detected.					
	26	1,2,4-Trichlorobenzene	180	Compound Not Detected.					
*	27	Naphthalene-d8	136	9.280	9.284	(1.000)	458977	20.0000	
	28	Naphthalene	128	Compound Not Detected.					
	29	4-Chloroaniline	127	Compound Not Detected.					
	30	Hexachlorobutadiene	225	Compound Not Detected.					
	31	4-Chloro-3-methylphenol	107	Compound Not Detected.					
	32	2-Methylnaphthalene	141	Compound Not Detected.					
	33	Hexachlorocyclopentadiene	237	Compound Not Detected.					
	34	2,4,6-Trichlorophenol	196	Compound Not Detected.					
	35	2,4,5-Trichlorophenol	196	Compound Not Detected.					
$	36	2-Fluorobiphenyl	172	11.064	11.068	(0.914)	104805	6.39937	382.8
	37	2-Chloronaphthalene	162	Compound Not Detected.					
	38	2-Nitroaniline	65	Compound Not Detected.					
	39	Dimethylphthalate	163	Compound Not Detected.					
	40	Acenaphthylene	152	Compound Not Detected.					
	41	2,6-Dinitrotoluene	165	Compound Not Detected.					
*	42	Acenaphthene-d10	164	12.101	12.104	(1.000)	244152	20.0000	
	43	3-Nitroaniline	138	Compound Not Detected.					
	44	Acenaphthene	153	Compound Not Detected.					
	45	2,4-Dinitrophenol	184	Compound Not Detected.					
	46	Dibenzofuran	168	Compound Not Detected.					
	47	4-Nitrophenol	109	Compound Not Detected.					
	48	2,4-Dinitrotoluene	165	Compound Not Detected.					
	50	Diethylphthalate	149	Compound Not Detected.					
	49	Fluorene	166	Compound Not Detected.					
	51	4-Chlorophenyl-phenylether	204	Compound Not Detected.					
	52	4-Nitroaniline	138	Compound Not Detected.					
	53	4,6-Dinitro-2-methylphenol	198	Compound Not Detected.					
	54	N-Nitrosodiphenylamine	169	Compound Not Detected.					
$	55	2,4,6-Tribromophenol	330	13.394	13.392	(1.107)	16657	10.1432	606.7
	56	4-Bromophenyl-phenylether	248	Compound Not Detected.					
	57	Hexachlorobenzene	284	Compound Not Detected.					
	58	Pentachlorophenol	266	Compound Not Detected.					
*	59	Phenanthrene-d10	188	14.441	14.444	(1.000)	322015	20.0000	
	60	Phenanthrene	178	14.473	14.482	(1.002)	41794	2.14391	128.2
	61	Anthracene	178	Compound Not Detected.					
	62	Carbazole	167	Compound Not Detected.					

	Compounds	QUANT SIG MASS	RT	EXP RT	REL RT	RESPONSE	CONCENTRATIONS ON-COLUMN (ug/mL)	FINAL (ug/kg)
	63 Di-n-butylphthalate	149	Compound Not Detected.					
	64 Fluoranthene	202	16.433	16.389	(1.138)	46496	2.40016	143.6
	65 Pyrene	202	16.765	16.741	(0.894)	47781	2.21468	132.5
$	66 Terphenyl-d14	244	17.085	17.073	(0.911)	80101	5.98505	358.0
	67 Butylbenzylphthalate	149	18.020	17.965	(0.961)	16471	1.58316	94.70
	68 Benzo(a)anthracene	228	Compound Not Detected.					
*	69 Chrysene-d12	240	18.746	18.707	(1.000)	248895	20.0000	
	70 3,3'-Dichlorobenzidine	252	Compound Not Detected.					
	71 Chrysene	228	18.778	18.750	(1.002)	12894	0.70861 LOL	42.39
	72 bis(2-Ethylhexyl)phthalate	149	19.003	18.942	(0.955)	37584	2.28586	136.7(M)
*	134 Di-n-octylphthalate-d4	153	19.895	19.866	(1.000)	562885	20.0000	
	73 Di-n-octylphthalate	149	Compound Not Detected.					
	74 Benzo(b)fluoranthene	252	Compound Not Detected.					
	75 Benzo(k)fluoranthene	252	Compound Not Detected.					
	76 Benzo(a)pyrene	252	Compound Not Detected.					
*	77 Perylene-d12	264	20.889	20.844	(1.000)	258678	20.0000	
	78 Indeno(1,2,3-cd)pyrene	276	Compound Not Detected.					
	79 Dibenzo(a,h)anthracene	278	Compound Not Detected.					
	80 Benzo(g,h,i)perylene	276	Compound Not Detected.					

QC Flag Legend

M - Compound response manually integrated.
H - Operator selected an alternate compound hit.

Analytical Resources, Inc.

INTERNAL STANDARD COMPOUNDS
AREA AND RT SUMMARY

Instrument ID: nt6.i
Lab File ID: ih29d.d
Lab Smp Id: IH29D
Analysis Type: SV
Quant Type: ISTD
Operator: LJR/VS
Method File: /chem1/nt6.i/20050729.b/SW846.m
Misc Info: 05-11906

Calibration Date: 29-JUL-2005
Calibration Time: 15:44
Client Smp ID: AN-RI-SEDC-03A
Level: LOW
Sample Type: Sediment

		AREA LIMIT			
COMPOUND	STANDARD	LOWER	UPPER	SAMPLE	%DIFF
8 1,4-Dichlorobenze	108502	54251	217004	133856	23.37
27 Naphthalene-d8	392657	196328	785314	458977	16.89
42 Acenaphthene-d10	220694	110347	441388	244152	10.63
59 Phenanthrene-d10	307459	153730	614918	322015	4.73
69 Chrysene-d12	220907	110454	441814	248895	12.67
134 Di-n-octylphthala	371940	185970	743880	562885	51.34
77 Perylene-d12	239558	119779	479116	258678	7.98

		RT LIMIT			
COMPOUND	STANDARD	LOWER	UPPER	SAMPLE	%DIFF
8 1,4-Dichlorobenze	7.26	6.76	7.76	7.26	-0.05
27 Naphthalene-d8	9.28	8.78	9.78	9.28	-0.04
42 Acenaphthene-d10	12.10	11.60	12.60	12.10	-0.03
59 Phenanthrene-d10	14.44	13.94	14.94	14.44	-0.02
69 Chrysene-d12	18.71	18.21	19.21	18.75	0.21
134 Di-n-octylphthala	19.87	19.37	20.37	19.89	0.14
77 Perylene-d12	20.84	20.34	21.34	20.89	0.21

AREA UPPER LIMIT = +100% of internal standard area.
AREA LOWER LIMIT = - 50% of internal standard area.
RT UPPER LIMIT = + 0.50 minutes of internal standard RT.
RT LOWER LIMIT = - 0.50 minutes of internal standard RT.

Analytical Resources, Inc.

RECOVERY REPORT

Client Name: ANCHOR
Sample Matrix: SOLID
Lab Smp Id: IH29D
Level: LOW
Data Type: MS DATA
SpikeList File: SONICMS.spk
Sublist File: PSDDA.sub
Method File: /chem1/nt6.i/20050729.b/SW846.m
Misc Info: 05-11906

Client SDG: IH29
Fraction: SV
Client Smp ID: AN-RI-SEDC-03A
Operator: LJR/VS
SampleType: SAMPLE
Quant Type: ISTD

	SURROGATE COMPOUND	CONC ADDED ug/kg	CONC RECOVERED ug/kg	% RECOVERED	LIMITS
$ 1	2-Fluorophenol	747.7	478.0	63.93	24-112
$ 2	Phenol-d5	747.7	557.7	74.59	29-109
$ 5	2-Chlorophenol-d4	747.7	596.3	79.76	34-101
$ 10	1,2-Dichlorobenzen	498.5	347.8	69.78	30-84
$ 18	Nitrobenzene-d5	498.5	381.6	76.55	28-103
$ 36	2-Fluorobiphenyl	498.5	382.8	76.79	33-104
$ 55	2,4,6-Tribromophen	747.7	606.7	81.15	27-134
$ 66	Terphenyl-d14	498.5	358.0	71.82	31-120

Data File: /chem1/nt6.i/20050729.b/ih29d.d
Date : 29-JUL-2005 21:21
Client ID: AN-RI-SEDC-03A
Sample Info: IH29D,3
Volume Injected (uL): 1.0
Column phase: RTX-5

Instrument: nt6.i
Operator: LJR/VS
Column diameter: 0.32

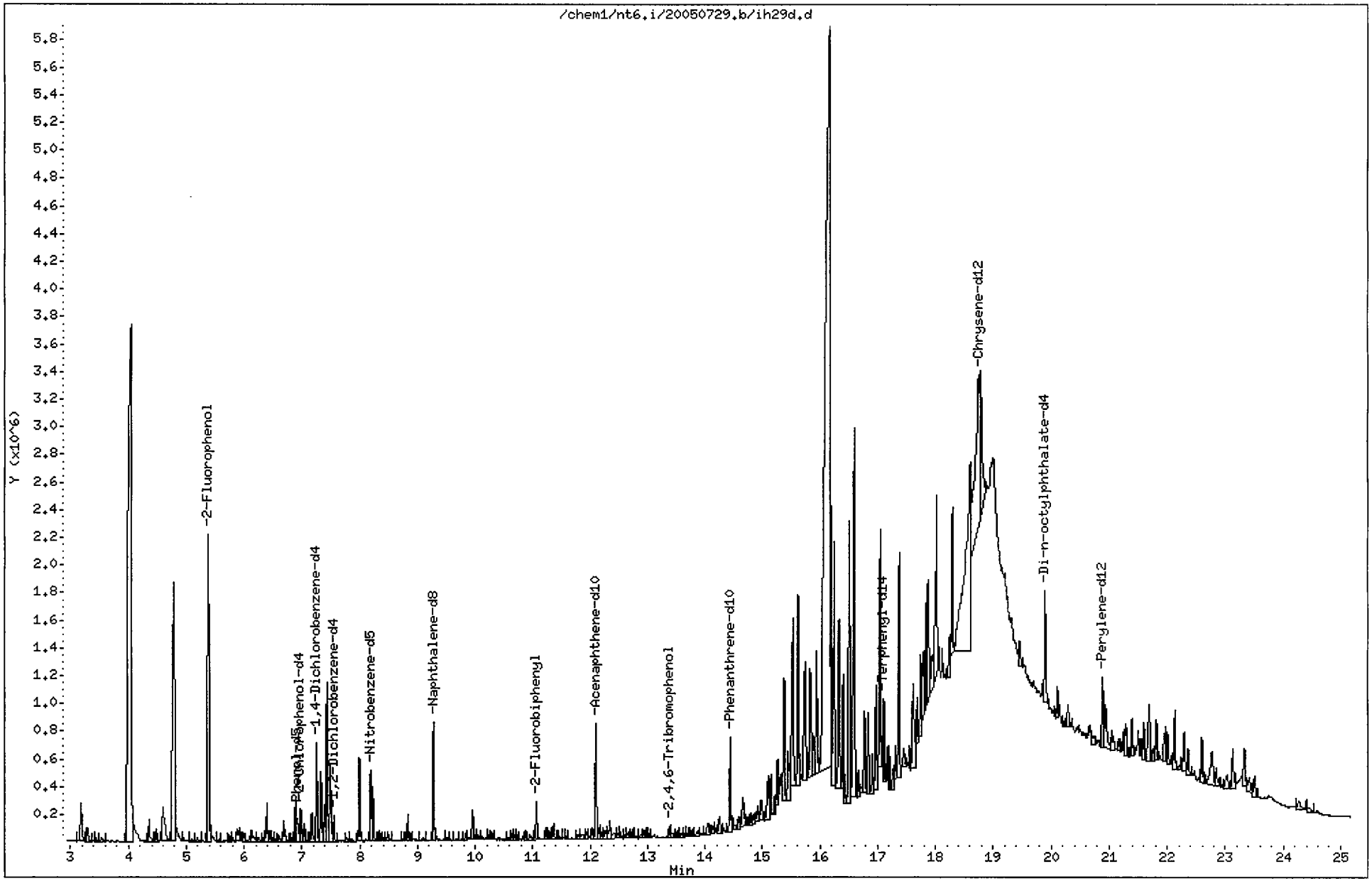

Data File: /chem1/nt6.i/20050729.b/ih29d.d

Date : 29-JUL-2005 21:21

Client ID: AN-RI-SEDC-03A

Instrument: nt6.i

Sample Info: IH29D,3

Volume Injected (uL): 1.0

Operator: LJR/VS

Column phase: RTX-5

Column diameter: 0.32

60 Phenanthrene

Concentration: 128.2 ug/kg

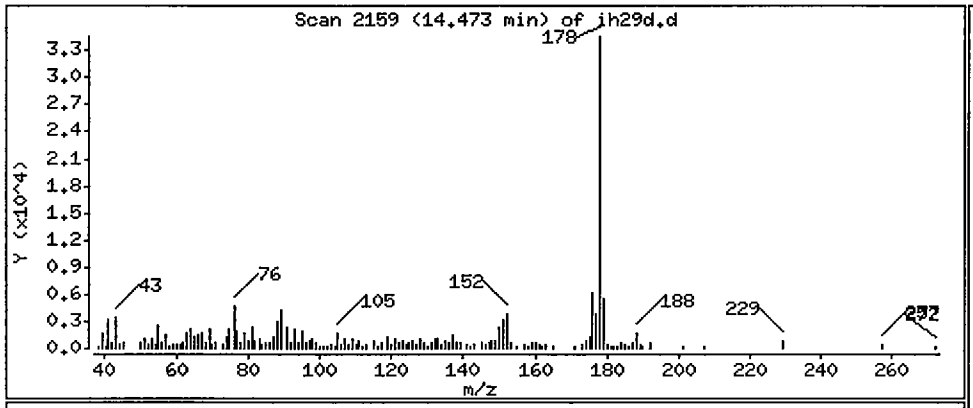

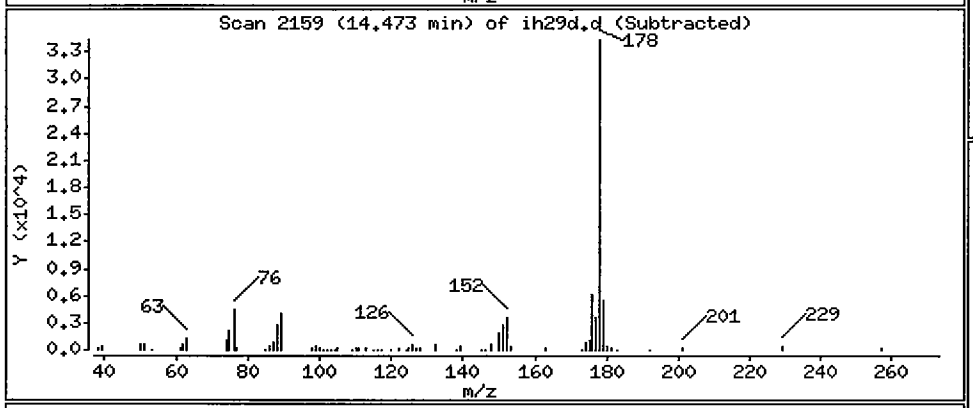

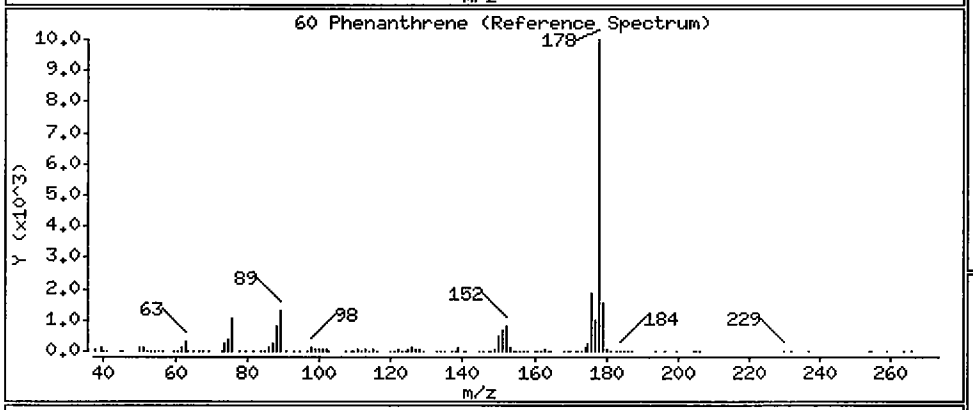

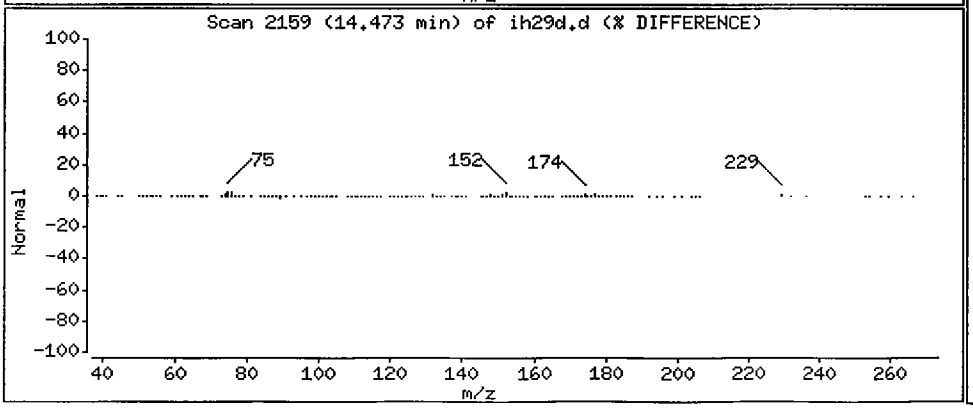

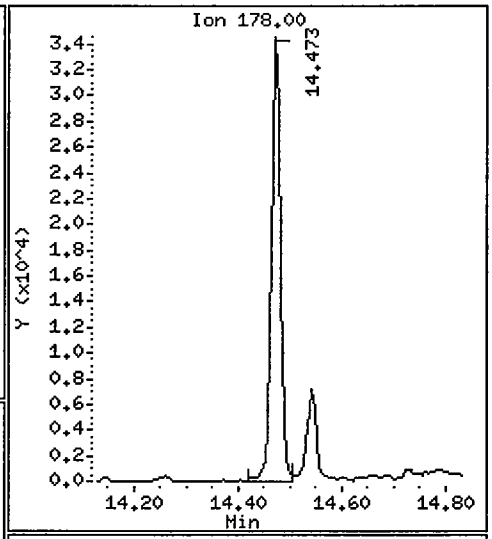

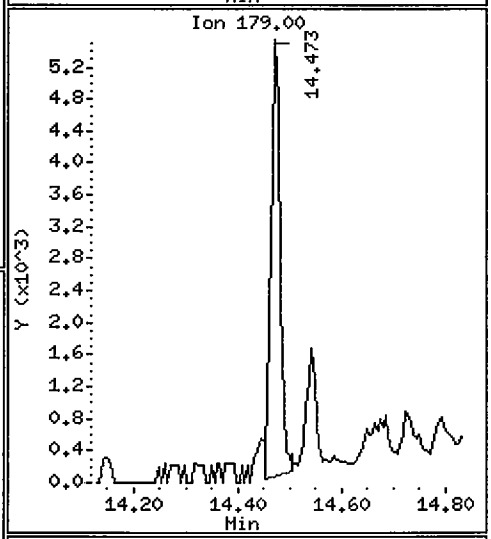

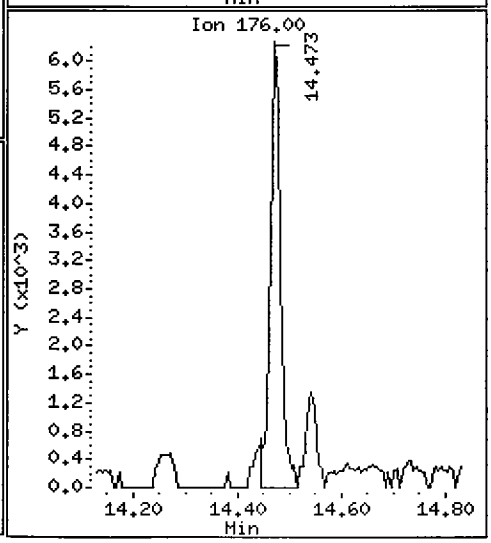

Data File: /chem1/nt6.i/20050729.b/ih29d.d

Date : 29-JUL-2005 21:21

Client ID: AN-RI-SEDC-03A

Instrument: nt6.i

Sample Info: IH29D,3

Volume Injected (uL): 1.0

Operator: LJR/VS

Column phase: RTX-5

Column diameter: 0.32

64 Fluoranthene

Concentration: 143.6 ug/kg

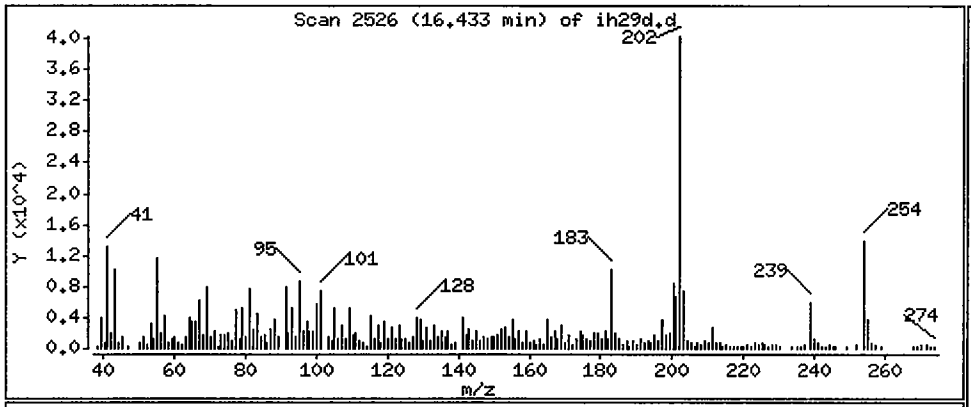

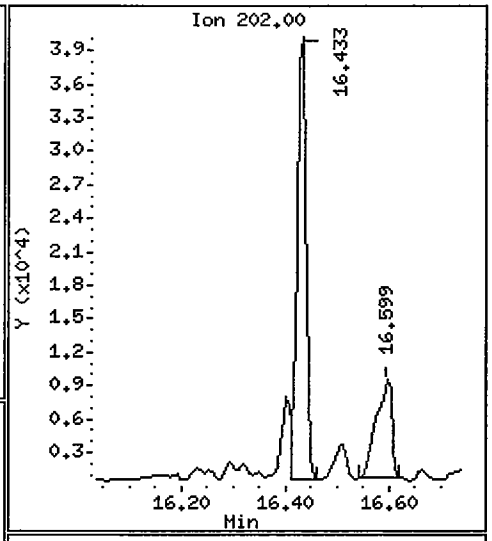

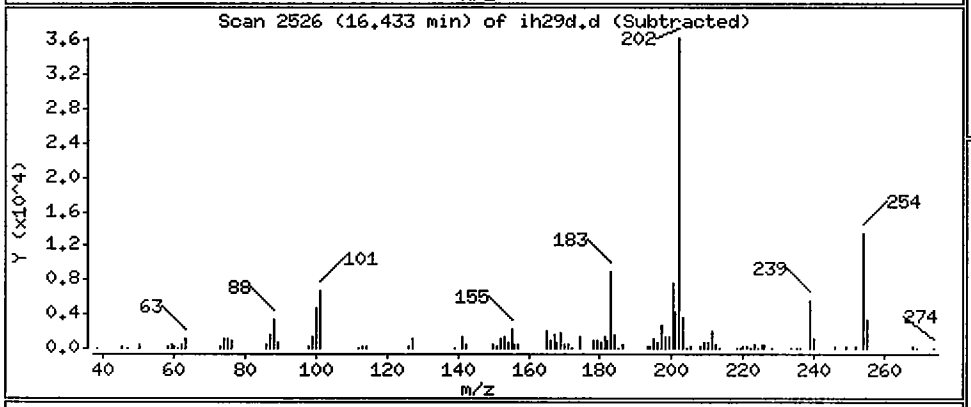

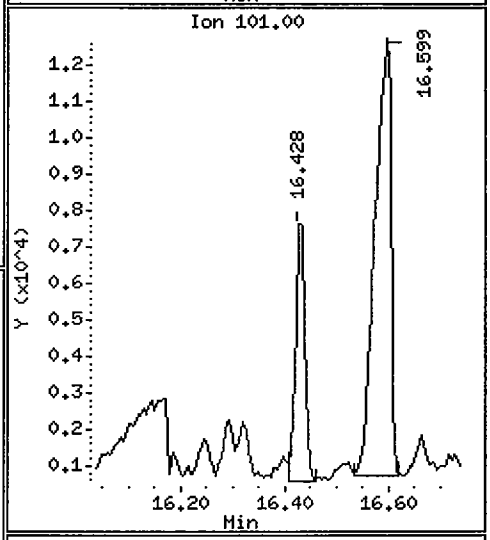

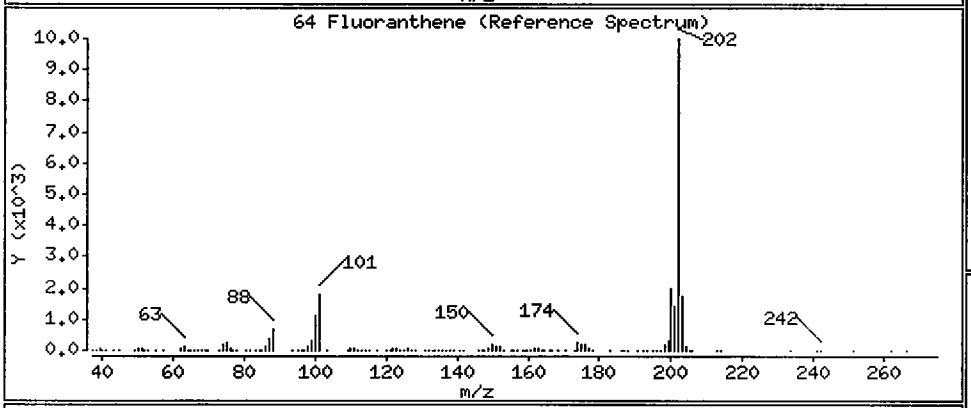

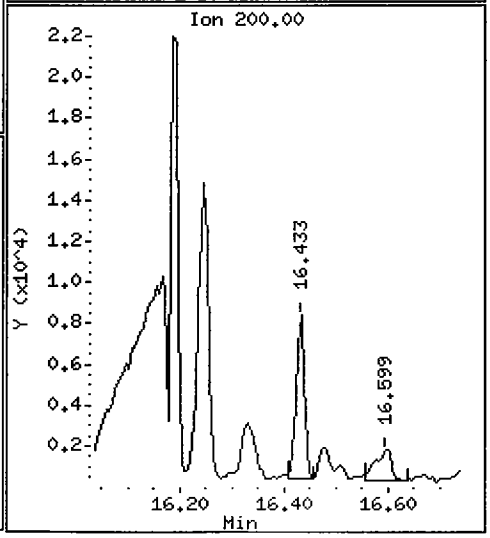

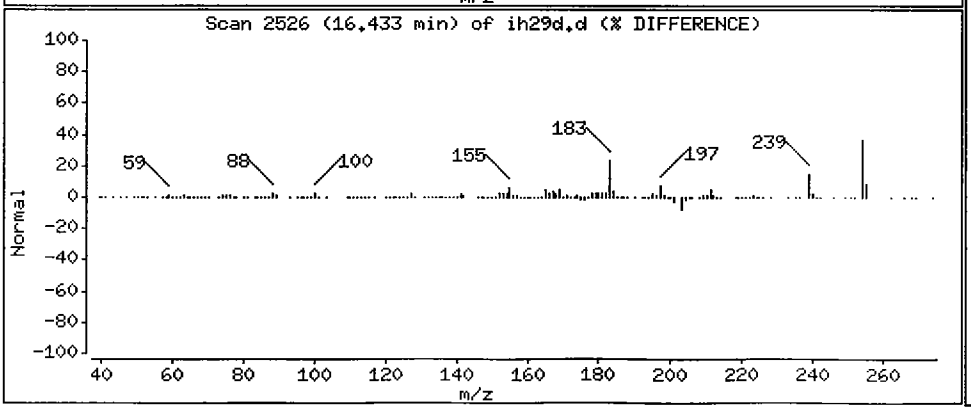

Data File: /chem1/nt6.i/20050729.b/ih29d.d

Date : 29-JUL-2005 21:21

Client ID: AN-RI-SEDC-03A

Instrument: nt6.i

Sample Info: IH29D,3

Volume Injected (uL): 1.0

Operator: LJR/VS

Column phase: RTX-5

Column diameter: 0.32

65 Pyrene

Concentration: 132.5 ug/kg

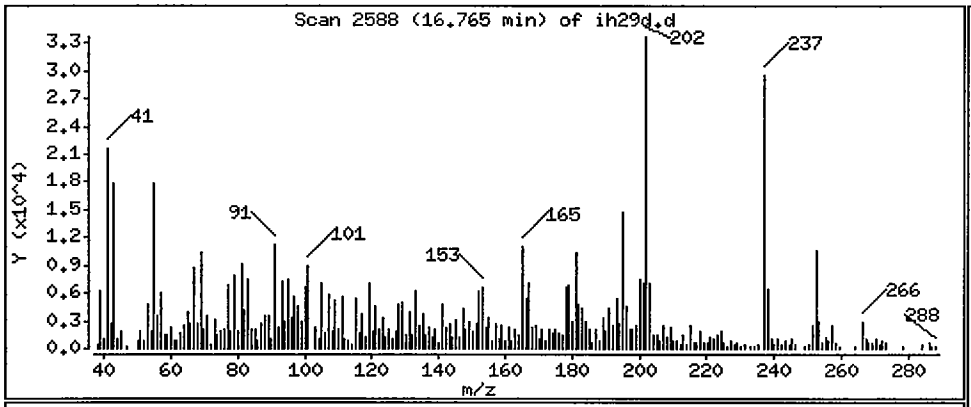

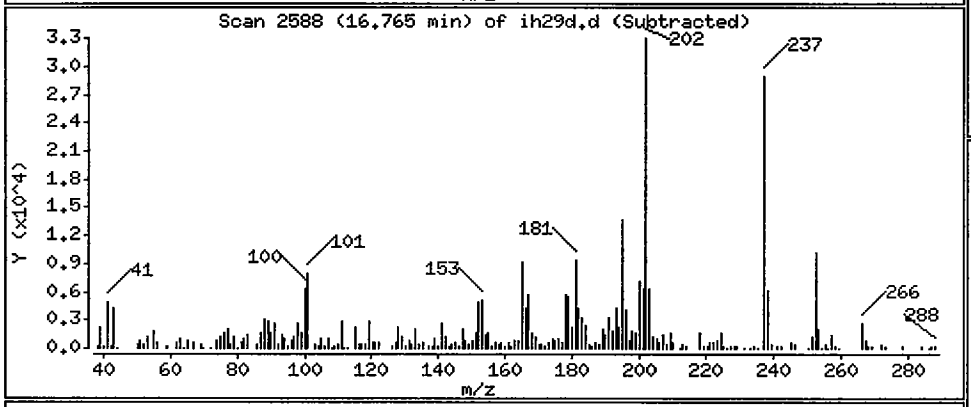

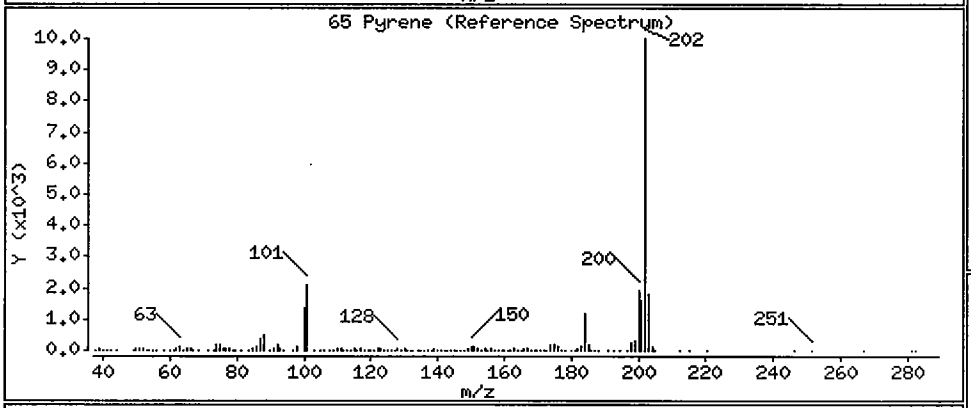

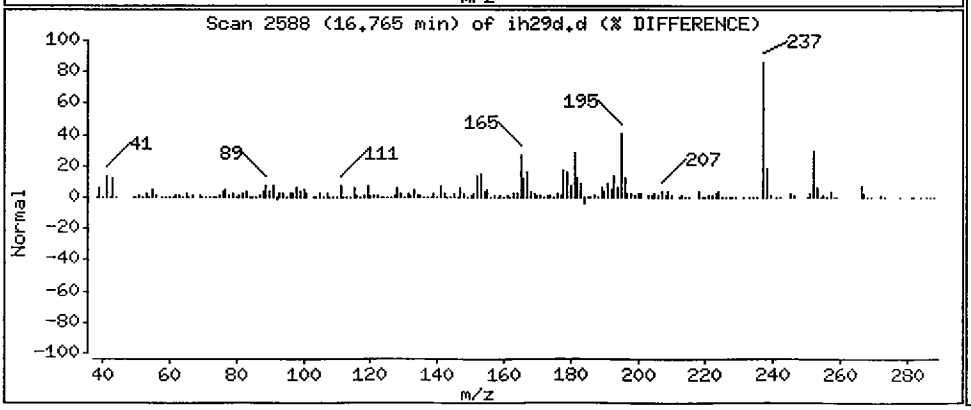

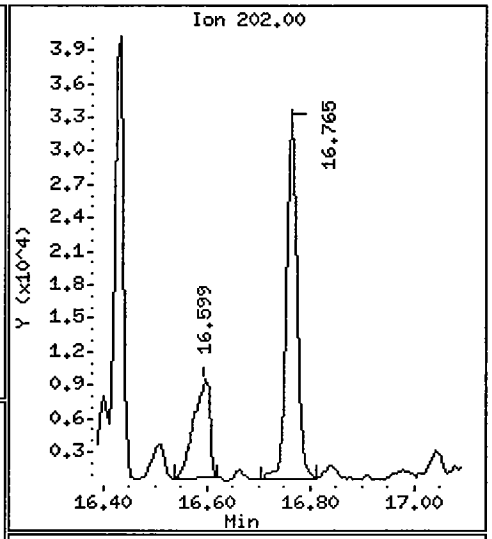

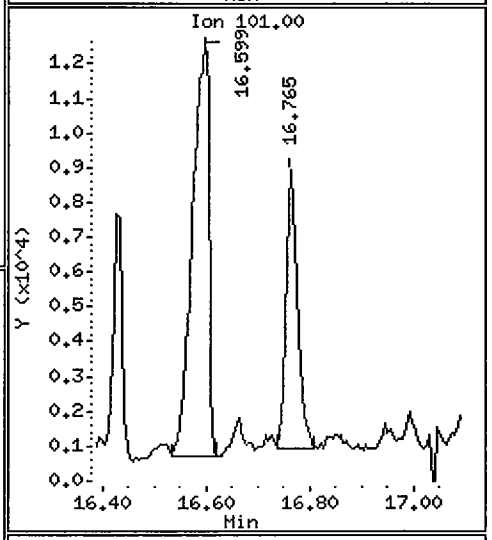

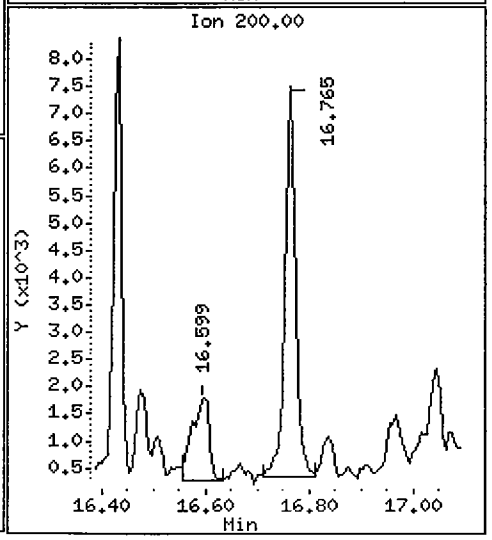

Data File: /chem1/nt6.i/20050729.b/ih29d.d

Date : 29-JUL-2005 21:21

Client ID: AN-RI-SEDC-03A

Instrument: nt6.i

Sample Info: IH29D,3

Volume Injected (uL): 1.0

Operator: LJR/VS

Column phase: RTX-5

Column diameter: 0.32

67 Butylbenzylphthalate

Concentration: 94.70 ug/kg

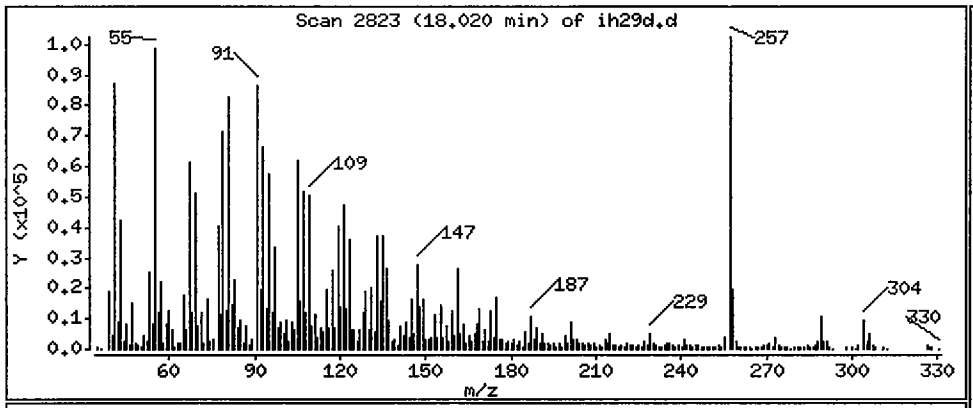

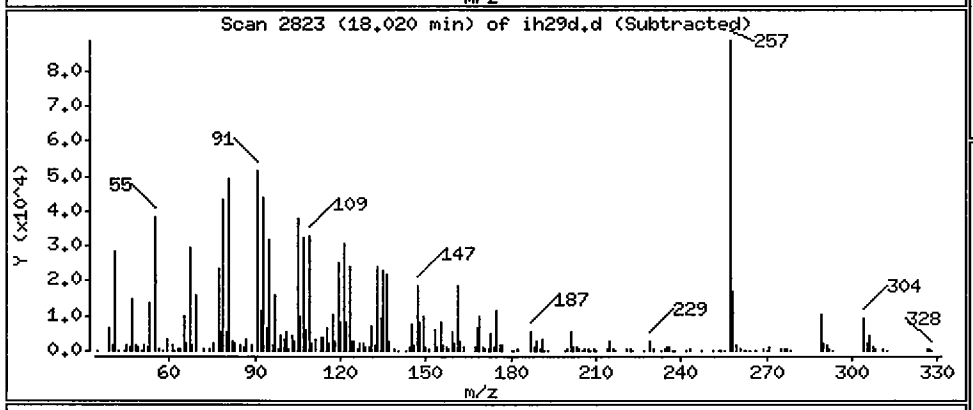

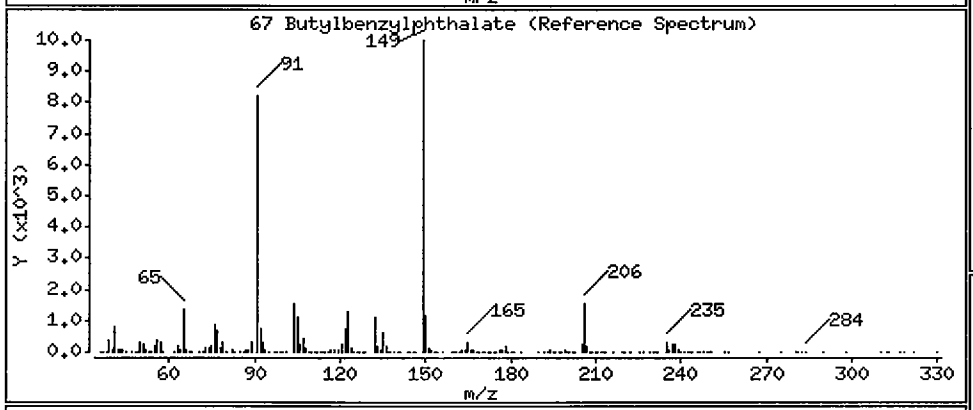

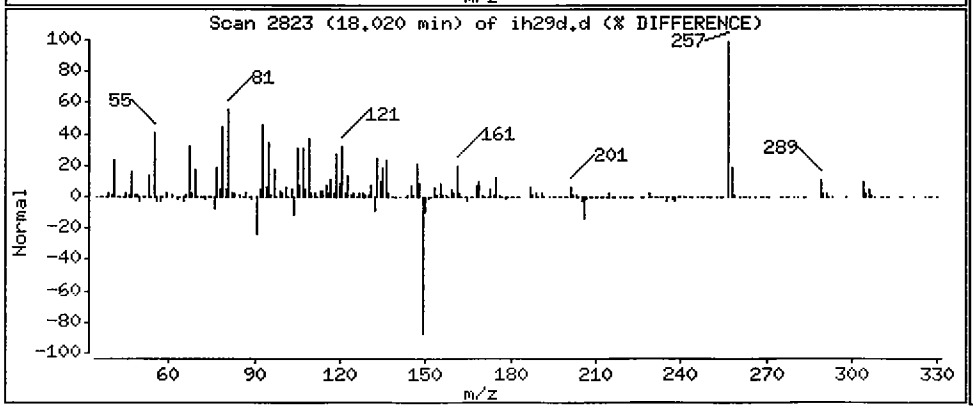

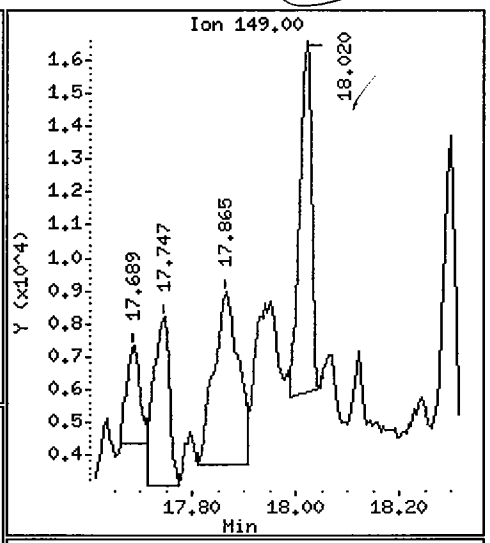

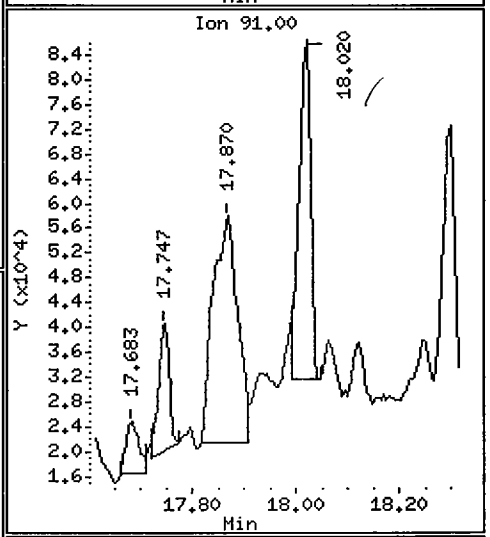

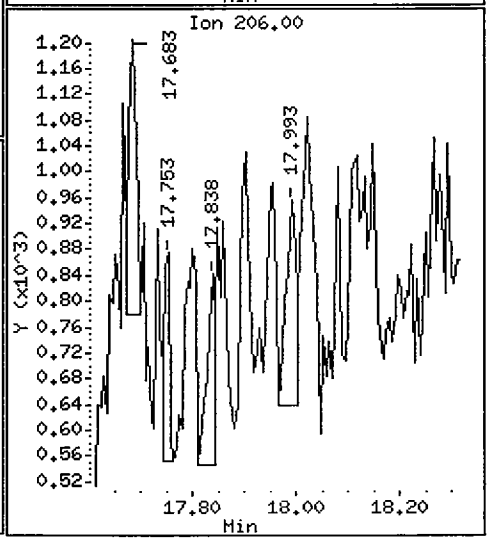

Data File: /chem1/nt6.i/20050729.b/ih29d.d

Date : 29-JUL-2005 21:21

Client ID: AN-RI-SEDC-03A

Instrument: nt6.i

Sample Info: IH29D,3

Volume Injected (uL): 1.0

Operator: LJR/VS

Column phase: RTX-5

Column diameter: 0.32

71 Chrysene

Concentration: 42.39 ug/kg

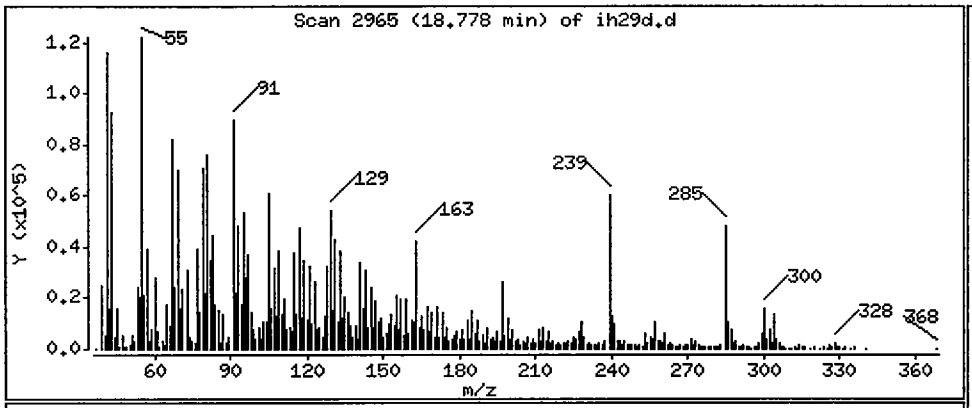

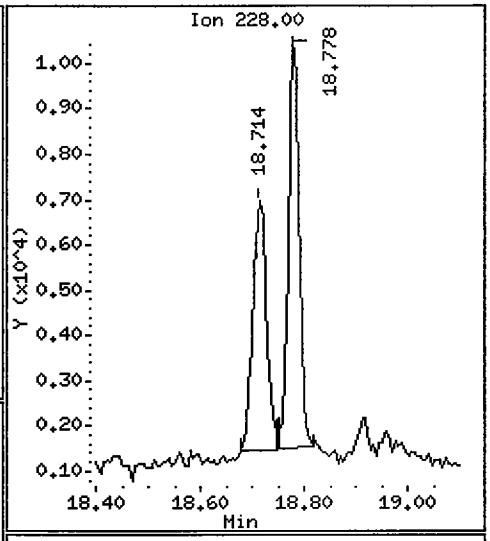

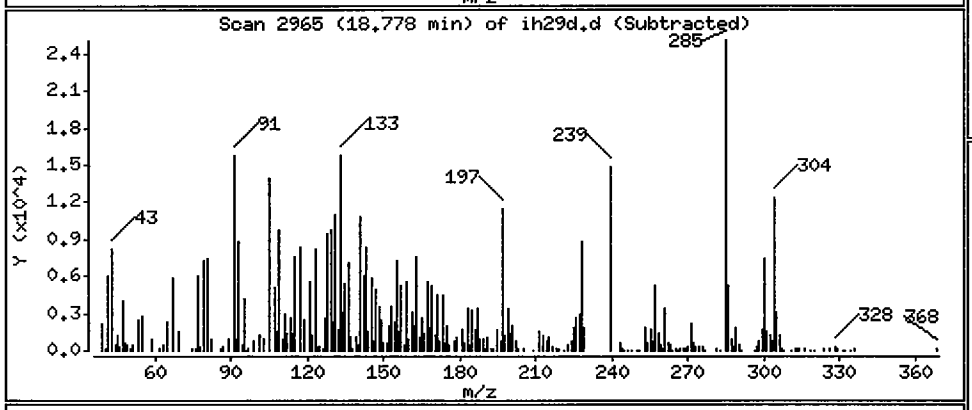

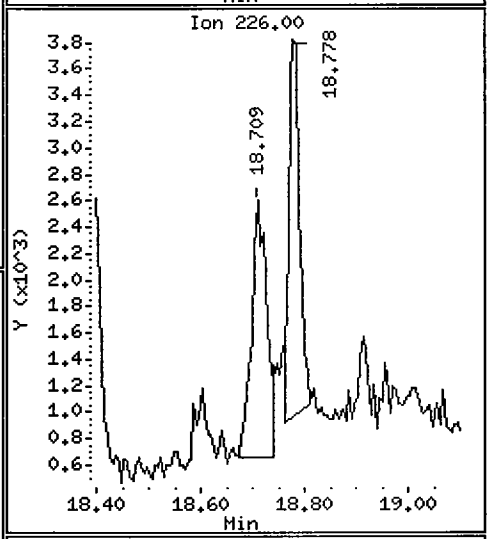

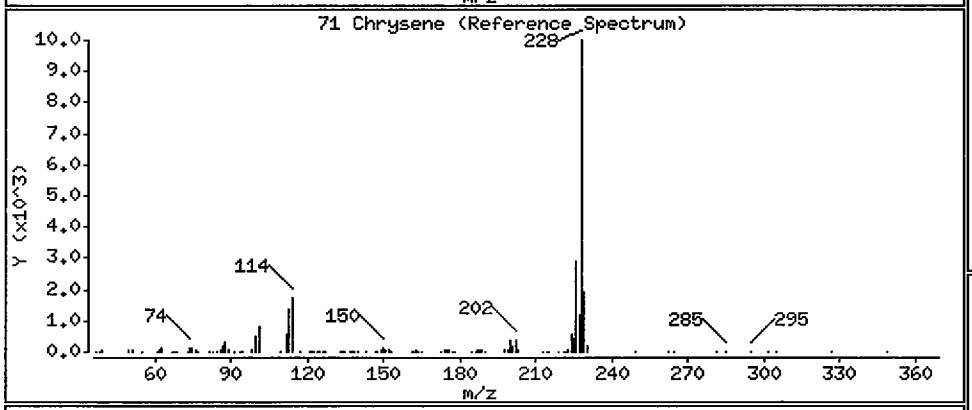

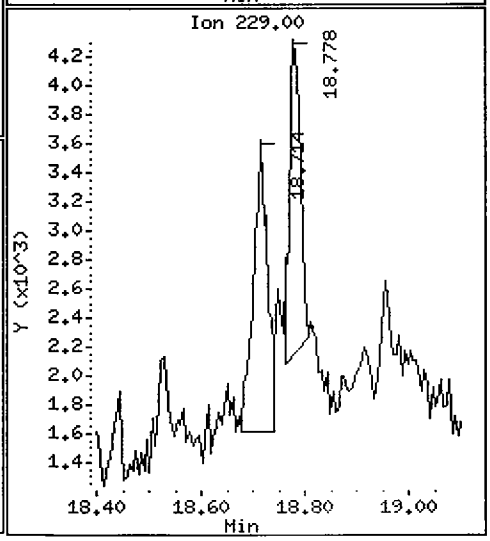

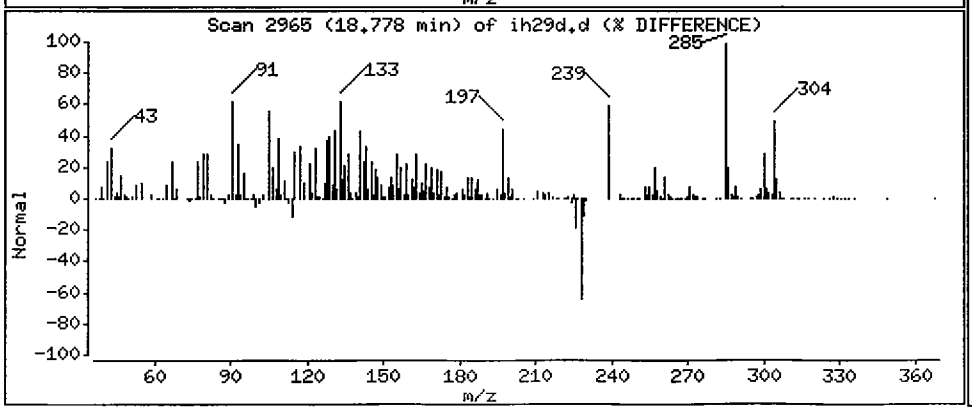

Data File: /chem1/nt6.i/20050729.b/ih29d.d

Date : 29-JUL-2005 21:21

Client ID: AN-RI-SEDC-03A

Instrument: nt6.i

Sample Info: IH29D,3

Volume Injected (uL): 1.0

Operator: LJR/VS

Column phase: RTX-5

Column diameter: 0.32

72 bis(2-Ethylhexyl)phthalate

Concentration: 136.7 ug/kg

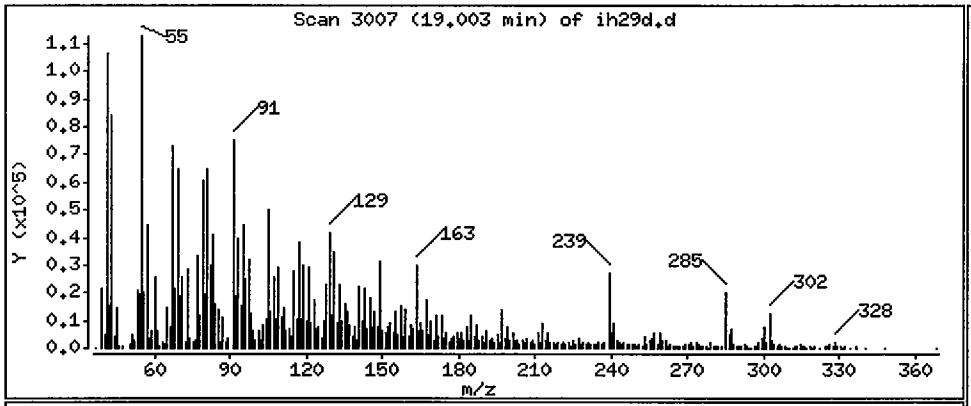

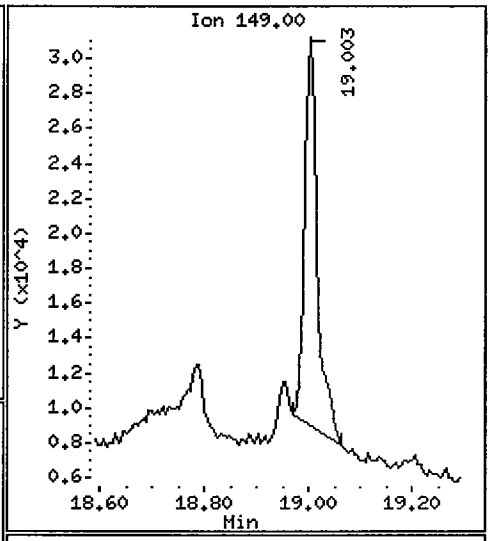

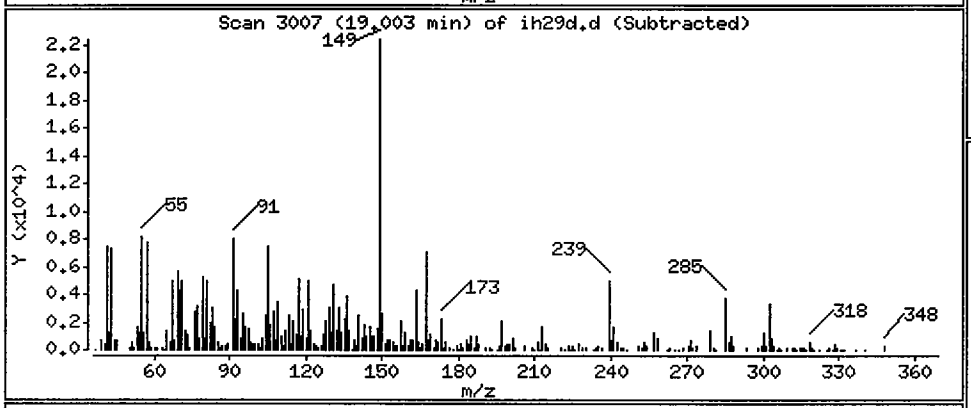

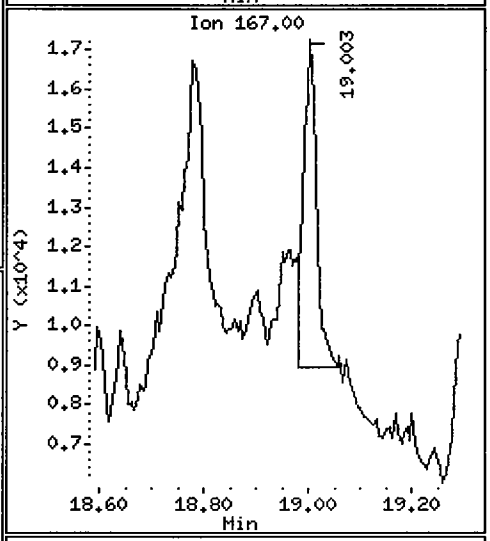

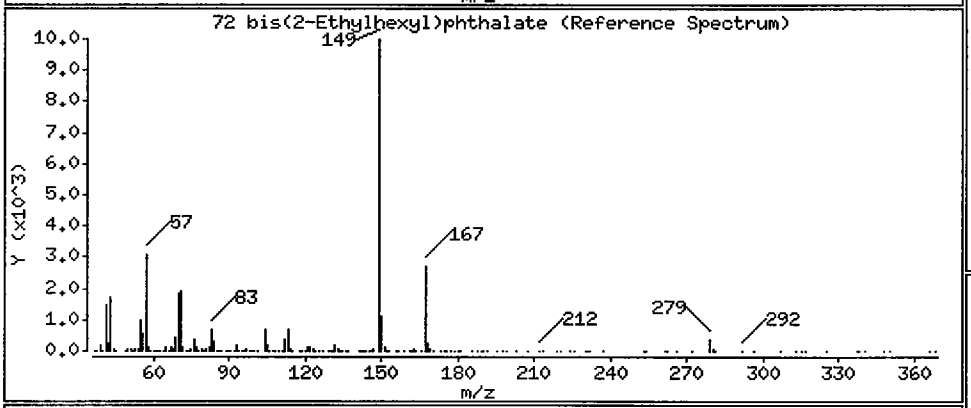

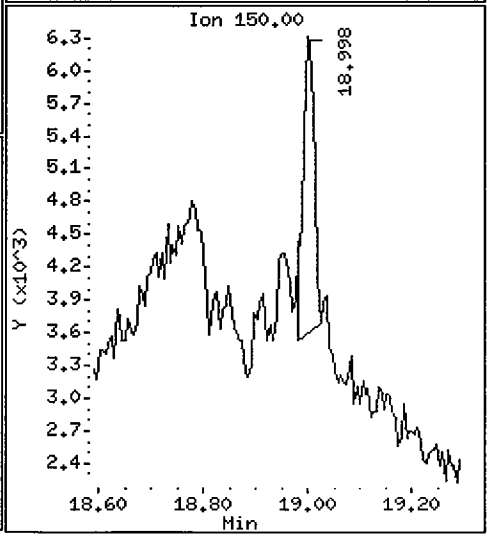

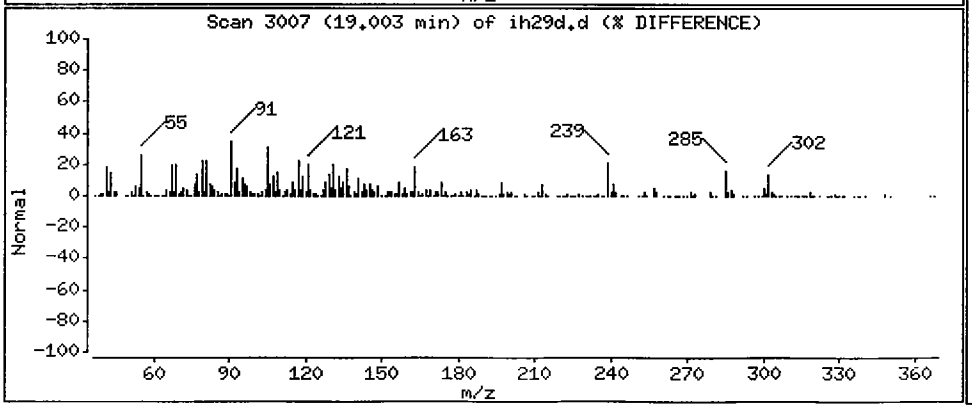

Data File: /chem1/nt6.i/20050729.b/ih29d.d
Injection Date: 29-JUL-2005 21:21
Instrument: nt6.i
Client Sample ID: AN-RI-SEDC-03A

Compound: 2-Chlorophenol-d4
CAS Number:

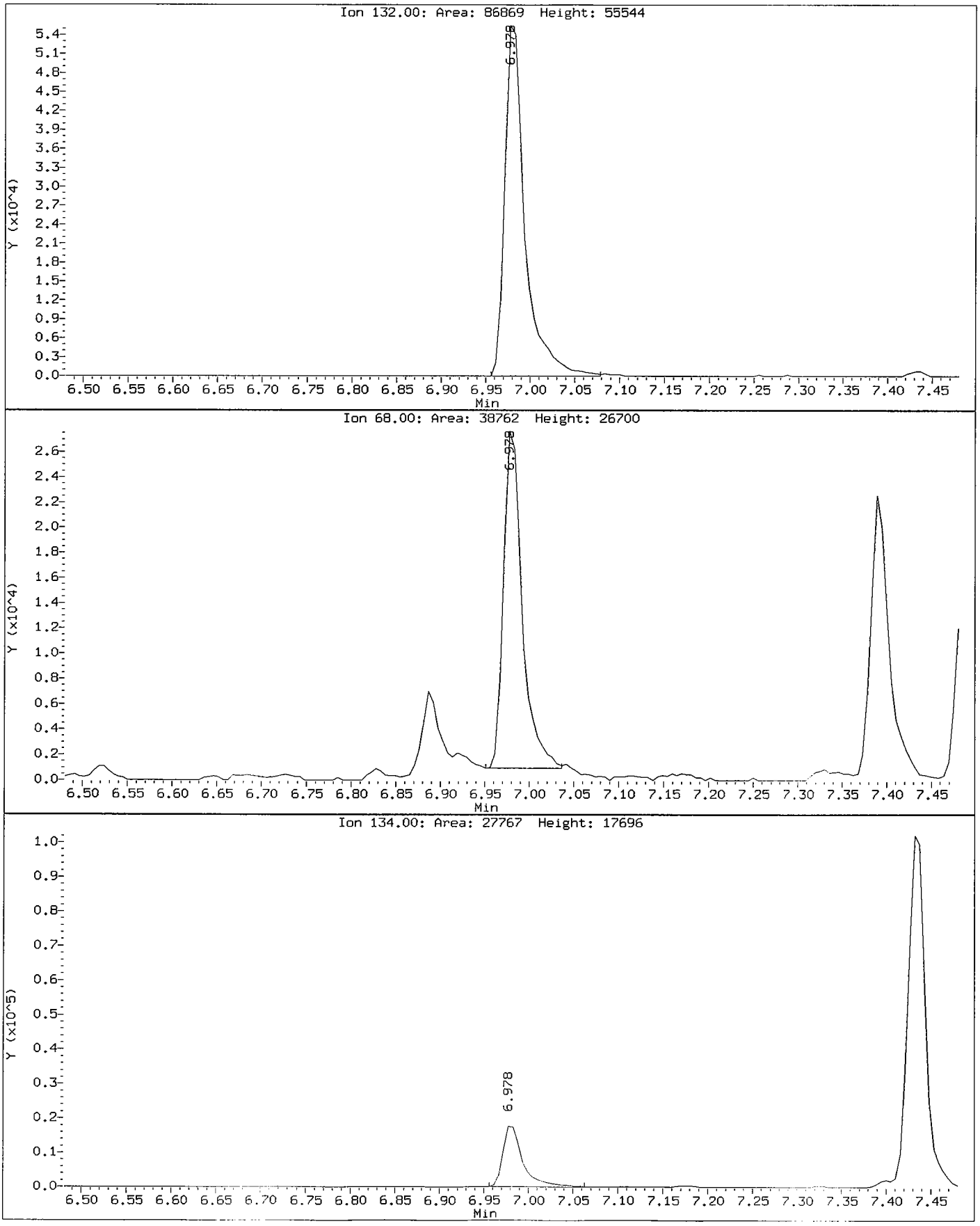

ANALYTICAL RESOURCES INCORPORATED

ORGANICS ANALYSIS DATA SHEET
PSDDA Semivolatiles by SW8270D GC/MS
Page 1 of 1

Sample ID: AN-RI-SEDC-03B
SAMPLE

Lab Sample ID: IH29E
LIMS ID: 05-11907
Matrix: Sediment
Data Release Authorized:
Reported: 08/02/05

QC Report No: IH29-Anchor Environmental
Project: KC Former Scott Mill
00010501/T2
Date Sampled: 07/15/05
Date Received: 07/18/05

Date Extracted: 07/27/05
Date Analyzed: 07/29/05 21:54
Instrument/Analyst: NT6/LJR
GPC Cleanup: No

Sample Amount: 25.4 g-dry-wt
Final Extract Volume: 0.5 mL
Dilution Factor: 1.00
Percent Moisture: 23.1%
pH: 8.3

CAS Number	Analyte	RL	Result
108-95-2	Phenol	20	< 20 U
100-51-6	Benzyl Alcohol	20	< 20 U
95-48-7	2-Methylphenol	20	< 20 U
106-44-5	4-Methylphenol	20	< 20 U
67-72-1	Hexachloroethane	20	< 20 U
105-67-9	2,4-Dimethylphenol	20	< 20 U
65-85-0	Benzoic Acid	200	< 200 U
120-82-1	1,2,4-Trichlorobenzene	20	< 20 U
91-20-3	Naphthalene	20	< 20 U
87-68-3	Hexachlorobutadiene	20	< 20 U
91-57-6	2-Methylnaphthalene	20	< 20 U
131-11-3	Dimethylphthalate	20	< 20 U
208-96-8	Acenaphthylene	20	< 20 U
83-32-9	Acenaphthene	20	< 20 U
132-64-9	Dibenzofuran	20	< 20 U
84-66-2	Diethylphthalate	20	< 20 U
86-73-7	Fluorene	20	< 20 U
86-30-6	N-Nitrosodiphenylamine	20	< 20 U
87-86-5	Pentachlorophenol	98	< 98 U
85-01-8	Phenanthrene	20	< 20 U
120-12-7	Anthracene	20	< 20 U
84-74-2	Di-n-Butylphthalate	20	< 20 U
206-44-0	Fluoranthene	20	< 20 U
129-00-0	Pyrene	20	< 20 U
85-68-7	Butylbenzylphthalate	20	< 20 U
56-55-3	Benzo(a)anthracene	20	< 20 U
117-81-7	bis(2-Ethylhexyl)phthalate	20	< 20 U
218-01-9	Chrysene	20	< 20 U
117-84-0	Di-n-Octyl phthalate	20	< 20 U
205-99-2	Benzo(b)fluoranthene	20	< 20 U
207-08-9	Benzo(k)fluoranthene	20	< 20 U
50-32-8	Benzo(a)pyrene	20	< 20 U
193-39-5	Indeno(1,2,3-cd)pyrene	20	< 20 U
53-70-3	Dibenz(a,h)anthracene	20	< 20 U
191-24-2	Benzo(g,h,i)perylene	20	< 20 U

Reported in µg/kg (ppb)

Semivolatile Surrogate Recovery

d5-Nitrobenzene	63.2%	2-Fluorobiphenyl	64.8%
d14-p-Terphenyl	61.6%	d4-1,2-Dichlorobenzene	56.4%
d5-Phenol	62.1%	2-Fluorophenol	60.5%
2,4,6-Tribromophenol	73.9%	d4-2-Chlorophenol	66.7%

Analytical Resources, Inc.

Semivolatile Report SW846 Method 8270C

Data file : /chem1/nt6.i/20050729.b/ih29e.d
Lab Smp Id: IH29E Client Smp ID: AN-RI-SEDC-03B
Inj Date : 29-JUL-2005 21:54
Operator : LJR/VS Inst ID: nt6.i
Smp Info : IH29E
Misc Info : 05-11907
Comment : 1ul Injection
Method : /chem1/nt6.i/20050729.b/SW846.m
Meth Date : 02-Aug-2005 11:33 jeff Quant Type: ISTD
Cal Date : 18-JUL-2005 15:41 Cal File: 0800718.d
Als bottle: 11
Dil Factor: 1.00000
Integrator: HP RTE Compound Sublist: PSDDA.sub
Target Version: 3.50

Concentration Formula: Amt * DF * Vt/(Ws * (100 - M)/100) * CpndVariable

Name	Value	Description
DF	1.00000	Dilution Factor
Vt	500.00000	Volume of final extract (uL)
Ws	33.00000	Weight of sample extracted (g)
M	23.10000	% Moisture

Cpnd Variable Local Compound Variable

	Compounds	QUANT SIG MASS	RT	EXP RT	REL RT	RESPONSE	CONCENTRATIONS ON-COLUMN (ug/mL)	FINAL (ug/kg)
$ 1	2-Fluorophenol	112	5.386	5.363	(0.742)	234553	22.6809	446.9
$ 2	Phenol-d5	99	6.930	6.917	(0.955)	279591	23.2620	458.3(M)
3	Phenol	94	Compound Not Detected.					
$ 5	2-Chlorophenol-d4	132	6.978	6.981	(0.962)	238253	24.9986	492.5(M)
4	Bis(2-Chloroethyl)ether	93	Compound Not Detected.					
6	2-Chlorophenol	128	Compound Not Detected.					
7	1,3-Dichlorobenzene	146	Compound Not Detected.					
* 8	1,4-Dichlorobenzene-d4	152	7.256	7.259	(1.000)	146423	20.0000	(M)
9	1,4-Dichlorobenzene	146	Compound Not Detected.					
$ 10	1,2-Dichlorobenzene-d4	152	7.550	7.553	(1.040)	87792	14.1386	278.6(M)
12	1,2-Dichlorobenzene	146	Compound Not Detected.					
11	Benzyl alcohol	108	Compound Not Detected.					
14	2,2'-oxybis(1-Chloropropane)	45	Compound Not Detected.					
13	2-Methylphenol	108	Compound Not Detected.					
17	Hexachloroethane	117	Compound Not Detected.					

	Compounds	QUANT SIG MASS	RT	EXP RT	REL RT	RESPONSE	CONCENTRATIONS ON-COLUMN (ug/mL)	FINAL (ug/kg)	
	16 N-Nitroso-di-n-propylamine	70	Compound Not Detected.						
	15 4-Methylphenol	108	Compound Not Detected.						
$	18 Nitrobenzene-d5	82	8.201	8.205	(0.884)	187208	15.8296	312.1	(M)
	19 Nitrobenzene	77	Compound Not Detected.						
	20 Isophorone	82	Compound Not Detected.						
	21 2-Nitrophenol	139	Compound Not Detected.						
	22 2,4-Dimethylphenol	107	Compound Not Detected.						
	23 Bis(2-Chloroethoxy)methane	93	Compound Not Detected.						
	24 Benzoic acid	105	Compound Not Detected.						
	25 2,4-Dichlorophenol	162	Compound Not Detected.						
	26 1,2,4-Trichlorobenzene	180	Compound Not Detected.						
*	27 Naphthalene-d8	136	9.280	9.284	(1.000)	513089	20.0000		(M)
	28 Naphthalene	128	Compound Not Detected.						
	29 4-Chloroaniline	127	Compound Not Detected.						
	30 Hexachlorobutadiene	225	Compound Not Detected.						
	31 4-Chloro-3-methylphenol	107	Compound Not Detected.						
	32 2-Methylnaphthalene	141	Compound Not Detected.						
	33 Hexachlorocyclopentadiene	237	Compound Not Detected.						
	34 2,4,6-Trichlorophenol	196	Compound Not Detected.						
	35 2,4,5-Trichlorophenol	196	Compound Not Detected.						
$	36 2-Fluorobiphenyl	172	11.065	11.068	(0.914)	294174	16.1951	319.1	(M)
	37 2-Chloronaphthalene	162	Compound Not Detected.						
	38 2-Nitroaniline	65	Compound Not Detected.						
	39 Dimethylphthalate	163	Compound Not Detected.						
	40 Acenaphthylene	152	Compound Not Detected.						
	41 2,6-Dinitrotoluene	165	Compound Not Detected.						
*	42 Acenaphthene-d10	164	12.101	12.104	(1.000)	270792	20.0000		(M)
	43 3-Nitroaniline	138	Compound Not Detected.						
	44 Acenaphthene	153	Compound Not Detected.						
	45 2,4-Dinitrophenol	184	Compound Not Detected.						
	46 Dibenzofuran	168	Compound Not Detected.						
	47 4-Nitrophenol	109	Compound Not Detected.						
	48 2,4-Dinitrotoluene	165	Compound Not Detected.						
	50 Diethylphthalate	149	Compound Not Detected.						
	49 Fluorene	166	Compound Not Detected.						
	51 4-Chlorophenyl-phenylether	204	Compound Not Detected.						
	52 4-Nitroaniline	138	Compound Not Detected.						
	53 4,6-Dinitro-2-methylphenol	198	Compound Not Detected.						
	54 N-Nitrosodiphenylamine	169	Compound Not Detected.						
$	55 2,4,6-Tribromophenol	330	13.394	13.392	(1.107)	50465	27.7078	545.9	(M)
	56 4-Bromophenyl-phenylether	248	Compound Not Detected.						
	57 Hexachlorobenzene	284	Compound Not Detected.						
	58 Pentachlorophenol	266	Compound Not Detected.						
*	59 Phenanthrene-d10	188	14.441	14.444	(1.000)	354626	20.0000		(M)
	60 Phenanthrene	178	Compound Not Detected.						
	61 Anthracene	178	Compound Not Detected.						
	62 Carbazole	167	Compound Not Detected.						

	Compounds	QUANT SIG MASS	RT	EXP RT	REL RT	RESPONSE	CONCENTRATIONS ON-COLUMN (ug/mL)	CONCENTRATIONS FINAL (ug/kg)
	63 Di-n-butylphthalate	149	Compound Not Detected.					
	64 Fluoranthene	202	Compound Not Detected.					
	65 Pyrene	202	Compound Not Detected.					
$	66 Terphenyl-d14	244	17.075	17.073	(0.913)	239301	15.3772	303.0
	67 Butylbenzylphthalate	149	Compound Not Detected.					
	68 Benzo(a)anthracene	228	Compound Not Detected.					
*	69 Chrysene-d12	240	18.709	18.707	(1.000)	289409	20.0000	
	70 3,3'-Dichlorobenzidine	252	Compound Not Detected.					
	71 Chrysene	228	Compound Not Detected.					
	72 bis(2-Ethylhexyl)phthalate	149	Compound Not Detected.					
*	134 Di-n-octylphthalate-d4	153	19.868	19.866	(1.000)	526883	20.0000	
	73 Di-n-octylphthalate	149	Compound Not Detected.					
	74 Benzo(b)fluoranthene	252	Compound Not Detected.					
	75 Benzo(k)fluoranthene	252	Compound Not Detected.					
	76 Benzo(a)pyrene	252	Compound Not Detected.					
*	77 Perylene-d12	264	20.851	20.844	(1.000)	313178	20.0000	
	78 Indeno(1,2,3-cd)pyrene	276	Compound Not Detected.					
	79 Dibenzo(a,h)anthracene	278	Compound Not Detected.					
	80 Benzo(g,h,i)perylene	276	Compound Not Detected.					

QC Flag Legend

M - Compound response manually integrated.

Analytical Resources, Inc.

INTERNAL STANDARD COMPOUNDS
AREA AND RT SUMMARY

Instrument ID: nt6.i
Lab File ID: ih29e.d
Lab Smp Id: IH29E
Analysis Type: SV
Quant Type: ISTD
Operator: LJR/VS
Method File: /chem1/nt6.i/20050729.b/SW846.m
Misc Info: 05-11907

Calibration Date: 29-JUL-2005
Calibration Time: 15:44
Client Smp ID: AN-RI-SEDC-03B
Level: LOW
Sample Type: Sediment

COMPOUND	STANDARD	AREA LIMIT LOWER	AREA LIMIT UPPER	SAMPLE	%DIFF
8 1,4-Dichlorobenze	108502	54251	217004	146423	34.95
27 Naphthalene-d8	392657	196328	785314	513089	30.67
42 Acenaphthene-d10	220694	110347	441388	270792	22.70
59 Phenanthrene-d10	307459	153730	614918	354626	15.34
69 Chrysene-d12	220907	110454	441814	289409	31.01
134 Di-n-octylphthala	371940	185970	743880	526883	41.66
77 Perylene-d12	239558	119779	479116	313178	30.73

COMPOUND	STANDARD	RT LIMIT LOWER	RT LIMIT UPPER	SAMPLE	%DIFF
8 1,4-Dichlorobenze	7.26	6.76	7.76	7.26	-0.05
27 Naphthalene-d8	9.28	8.78	9.78	9.28	-0.04
42 Acenaphthene-d10	12.10	11.60	12.60	12.10	-0.03
59 Phenanthrene-d10	14.44	13.94	14.94	14.44	-0.02
69 Chrysene-d12	18.71	18.21	19.21	18.71	0.01
134 Di-n-octylphthala	19.87	19.37	20.37	19.87	0.01
77 Perylene-d12	20.84	20.34	21.34	20.85	0.04

AREA UPPER LIMIT = +100% of internal standard area.
AREA LOWER LIMIT = - 50% of internal standard area.
RT UPPER LIMIT = + 0.50 minutes of internal standard RT.
RT LOWER LIMIT = - 0.50 minutes of internal standard RT.

Analytical Resources, Inc.

RECOVERY REPORT

Client Name: ANCHOR
Sample Matrix: SOLID
Lab Smp Id: IH29E
Level: LOW
Data Type: MS DATA
SpikeList File: SONICMS.spk
Sublist File: PSDDA.sub
Method File: /chem1/nt6.i/20050729.b/SW846.m
Misc Info: 05-11907

Client SDG: IH29
Fraction: SV
Client Smp ID: AN-RI-SEDC-03B
Operator: LJR/VS
SampleType: SAMPLE
Quant Type: ISTD

SURROGATE COMPOUND	CONC ADDED ug/kg	CONC RECOVERED ug/kg	% RECOVERED	LIMITS
$ 1 2-Fluorophenol	738.9	446.9	60.48	24-112
$ 2 Phenol-d5	738.9	458.3	62.03	29-109
$ 5 2-Chlorophenol-d4	738.9	492.5	66.66	34-101
$ 10 1,2-Dichlorobenzen	492.6	278.6	56.55	30-84
$ 18 Nitrobenzene-d5	492.6	312.1	63.36	28-103
$ 36 2-Fluorobiphenyl	492.6	319.1	64.78	33-104
$ 55 2,4,6-Tribromophen	738.9	545.9	73.89	27-134
$ 66 Terphenyl-d14	492.6	303.0	61.51	31-120

Data File: /chem1/nt6.i/20050729.b/ih29e.d
Date : 29-JUL-2005 21:54
Client ID: AN-RI-SEDC-03B
Sample Info: IH29E
Volume Injected (uL): 1.0
Column phase: RTX-5

Instrument: nt6.i
Operator: LJR/VS
Column diameter: 0.32

000198

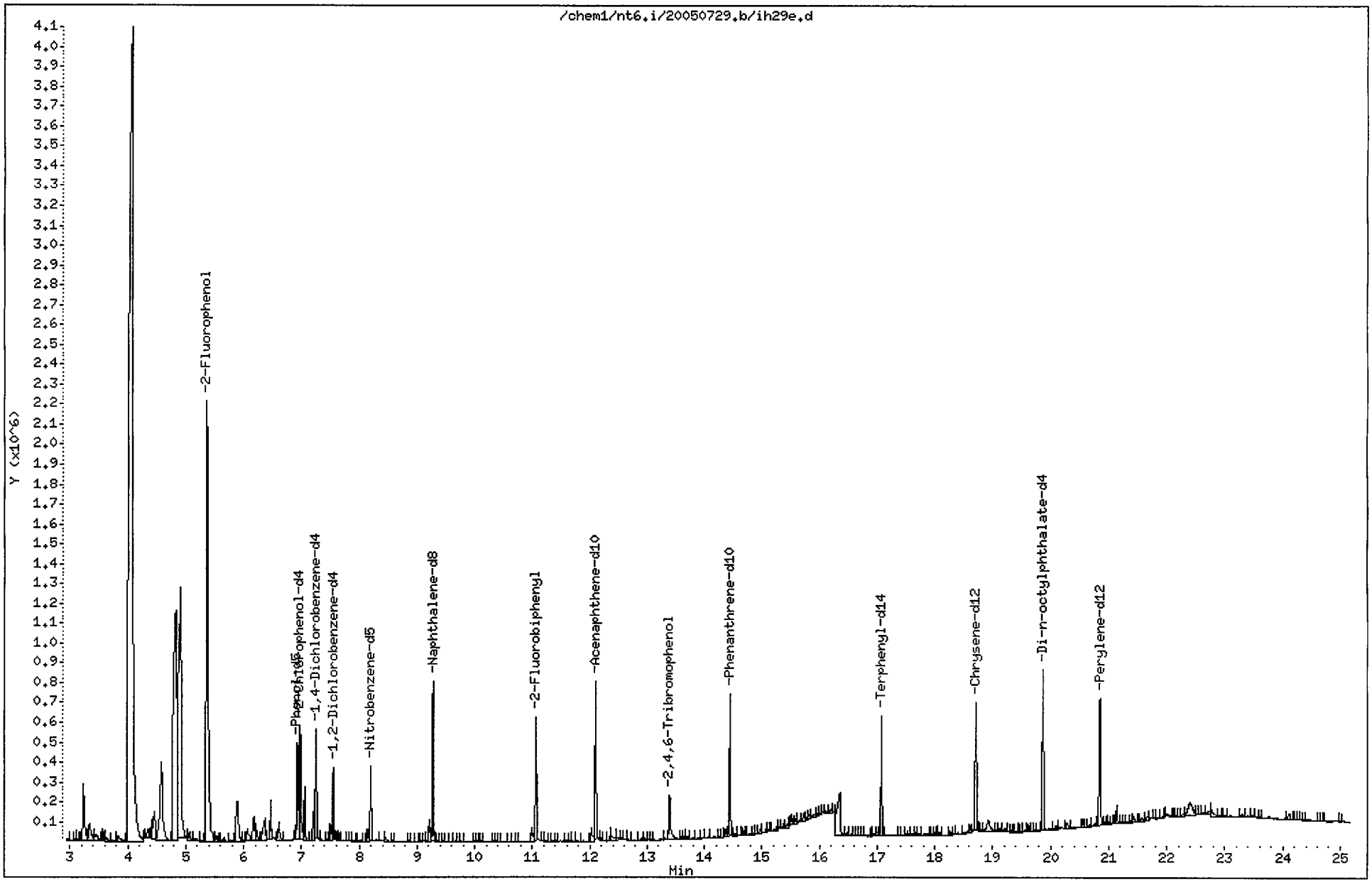

Data File: /chem1/nt6.i/20050729.b/ih29e.d
Injection Date: 29-JUL-2005 21:54
Instrument: nt6.i
Client Sample ID: AN-RI-SEDC-03B

Compound: Phenol-d5
CAS Number:

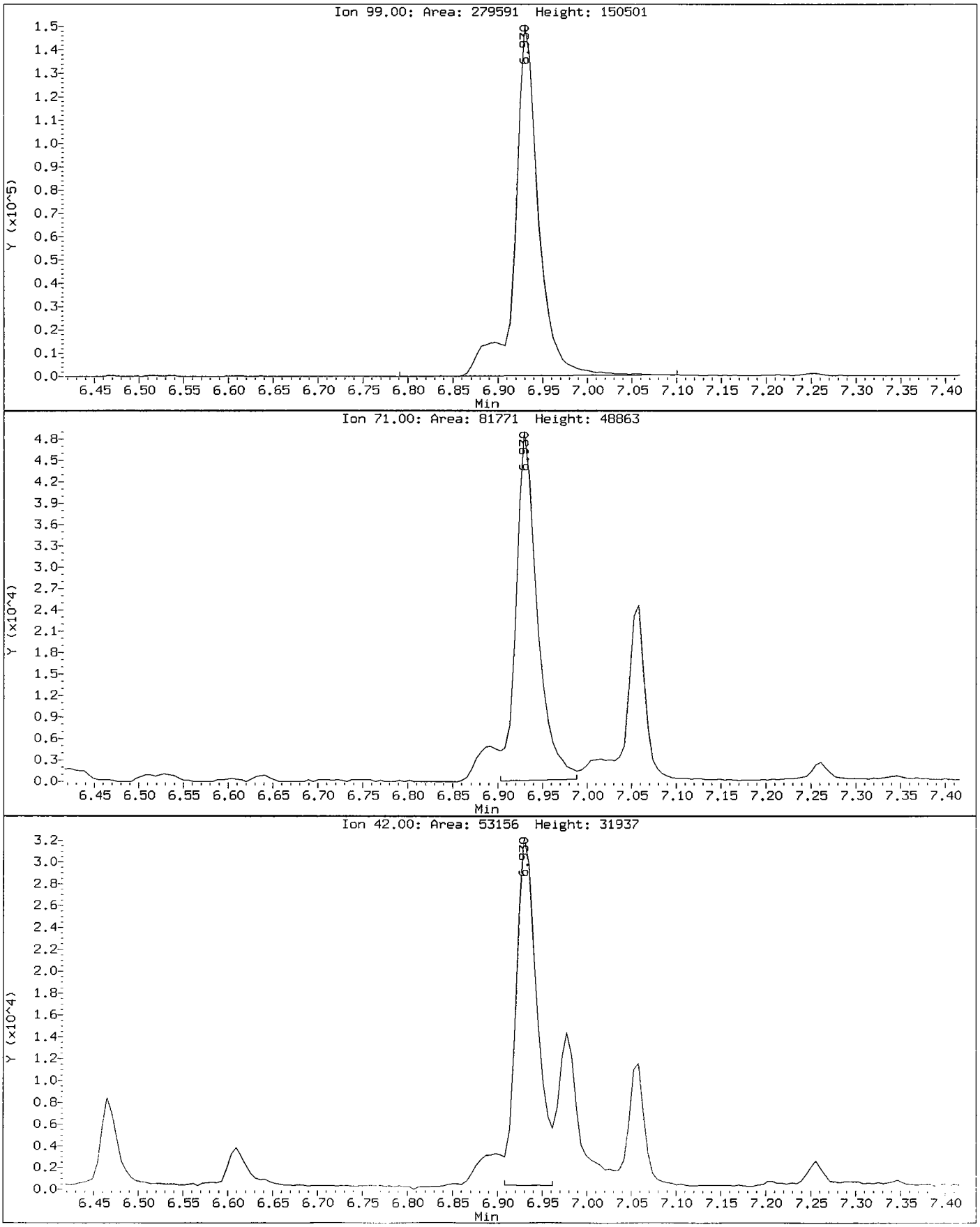

Data File: /chem1/nt6.i/20050729.b/ih29e.d
Injection Date: 29-JUL-2005 21:54
Instrument: nt6.i
Client Sample ID: AN-RI-SEDC-03B

Compound: 2-Chlorophenol-d4
CAS Number:

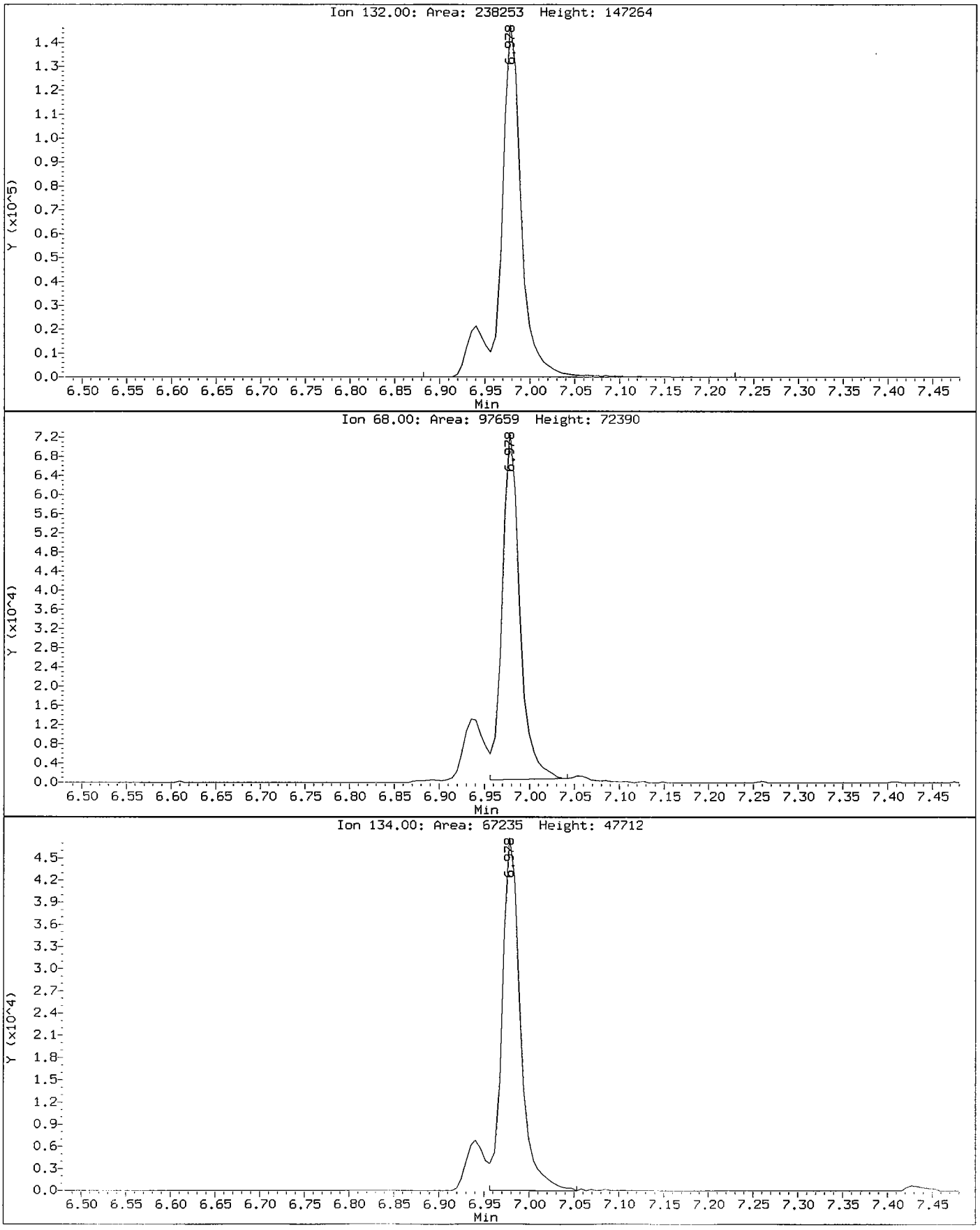

Data File: /chem1/nt6.i/20050729.b/ih29e.d
Injection Date: 29-JUL-2005 21:54
Instrument: nt6.i
Client Sample ID: AN-RI-SEDC-03B

Compound: 1,4-Dichlorobenzene-d4
CAS Number: 3855-82-1

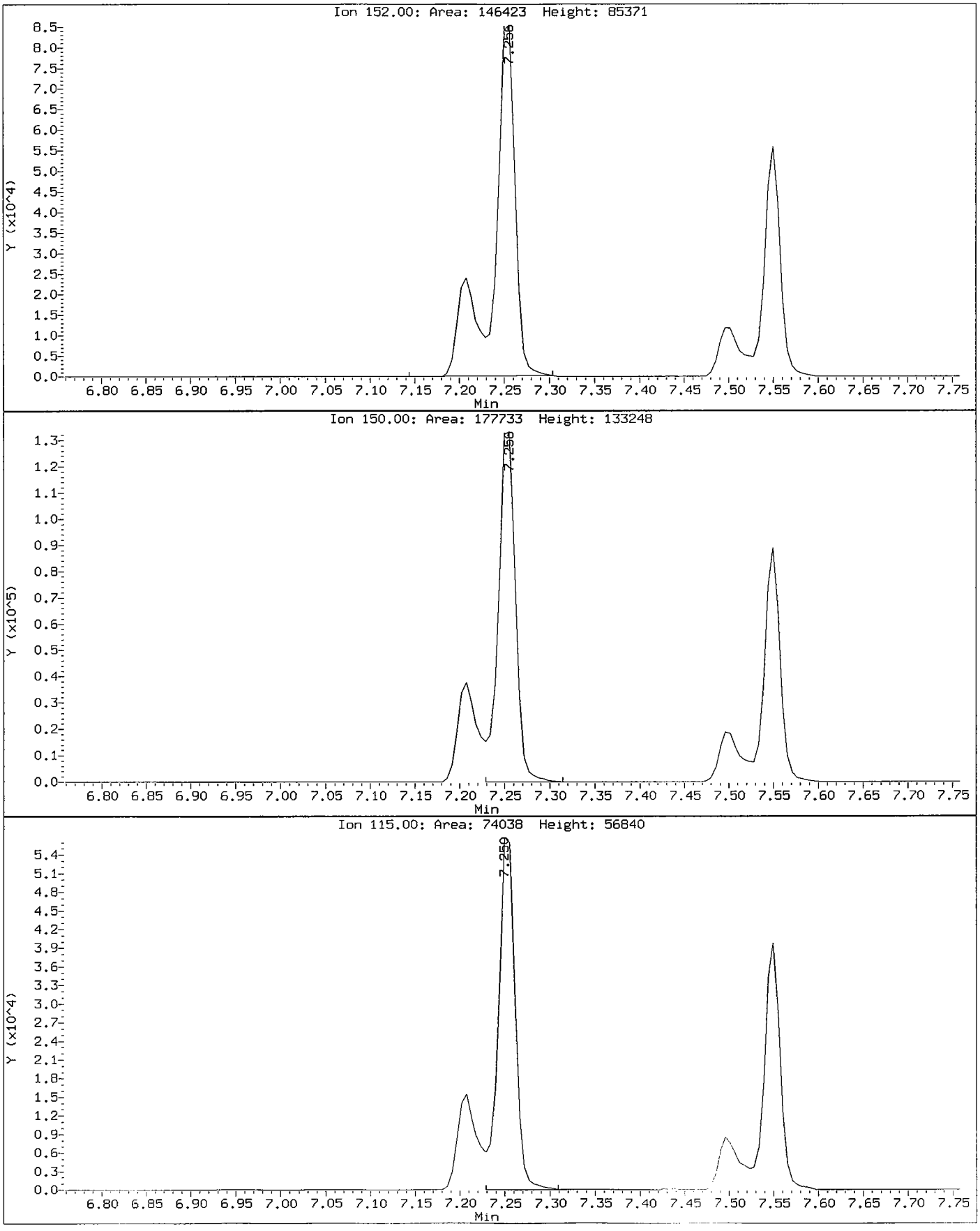

Data File: /chem1/nt6.i/20050729.b/ih29e.d
Injection Date: 29-JUL-2005 21:54
Instrument: nt6.i
Client Sample ID: AN-RI-SEDC-03B

Compound: 1,2-Dichlorobenzene-d4
CAS Number: 2199-69-1

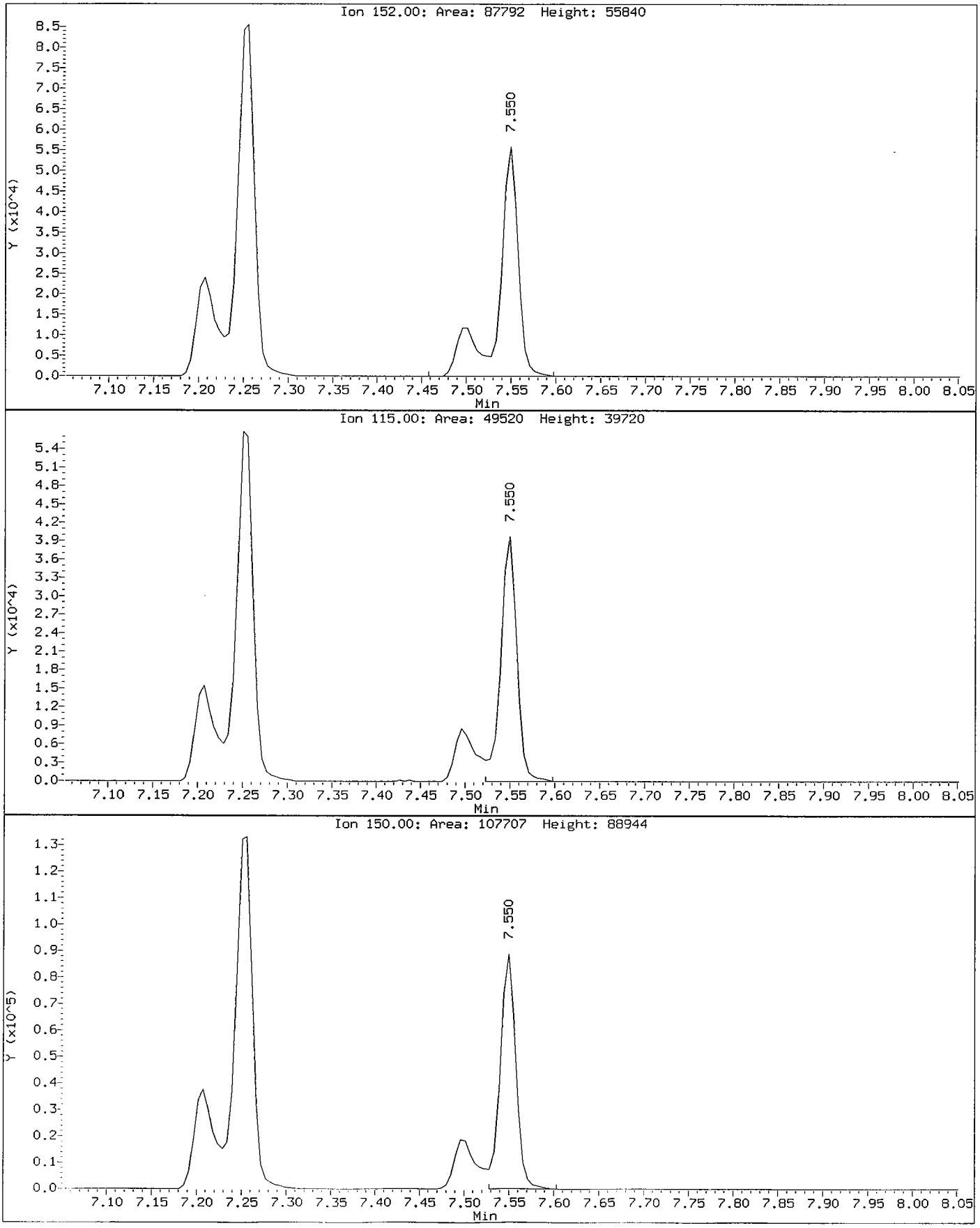

Data File: /chem1/nt6.i/20050729.b/ih29e.d
Injection Date: 29-JUL-2005 21:54
Instrument: nt6.i
Client Sample ID: AN-RI-SEDC-03B

Compound: Nitrobenzene-d5
CAS Number: 4165-60-0

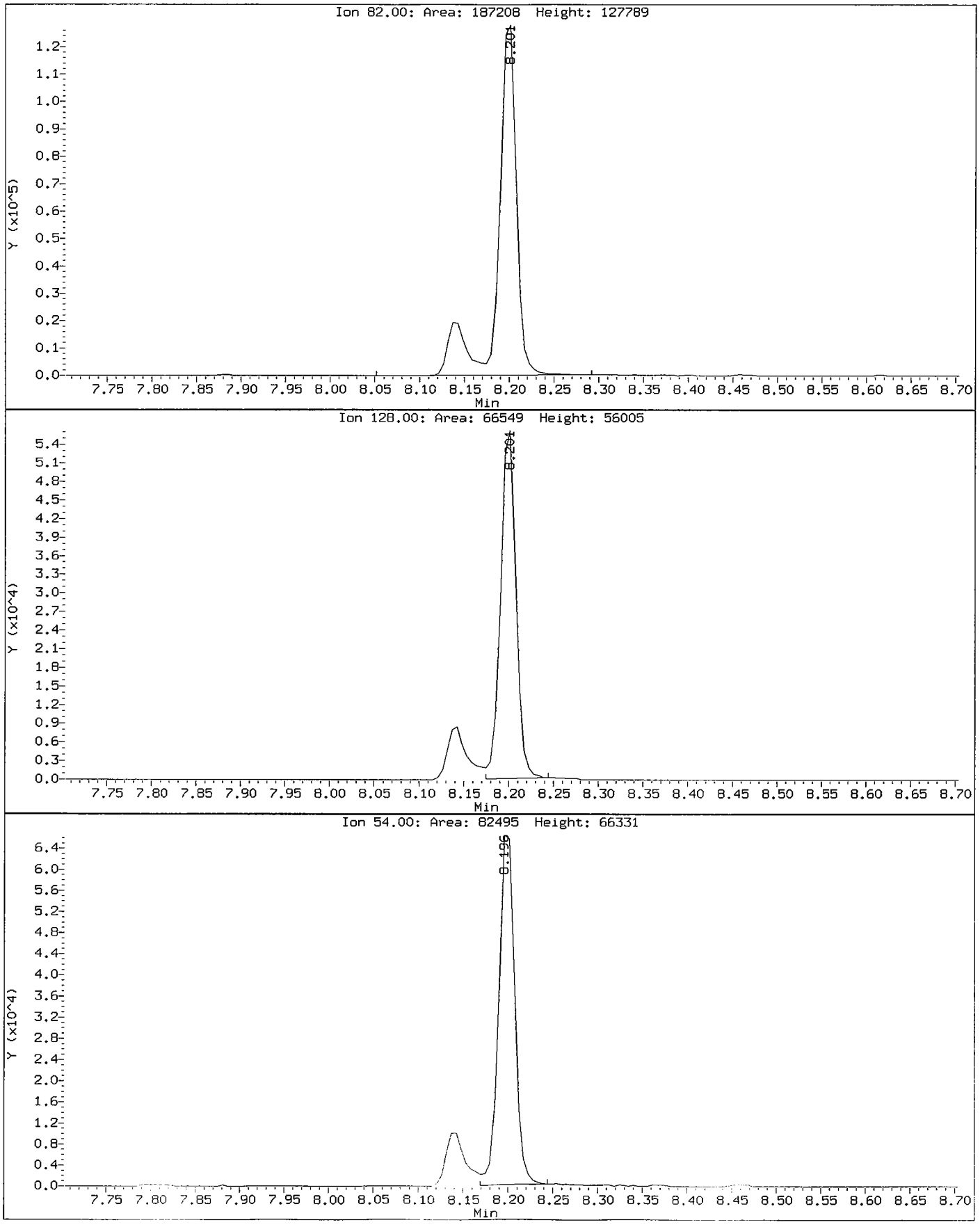

Data File: /chem1/nt6.i/20050729.b/ih29e.d
Injection Date: 29-JUL-2005 21:54
Instrument: nt6.i
Client Sample ID: AN-RI-SEDC-03B

Compound: Naphthalene-d8
CAS Number: 1146-65-2

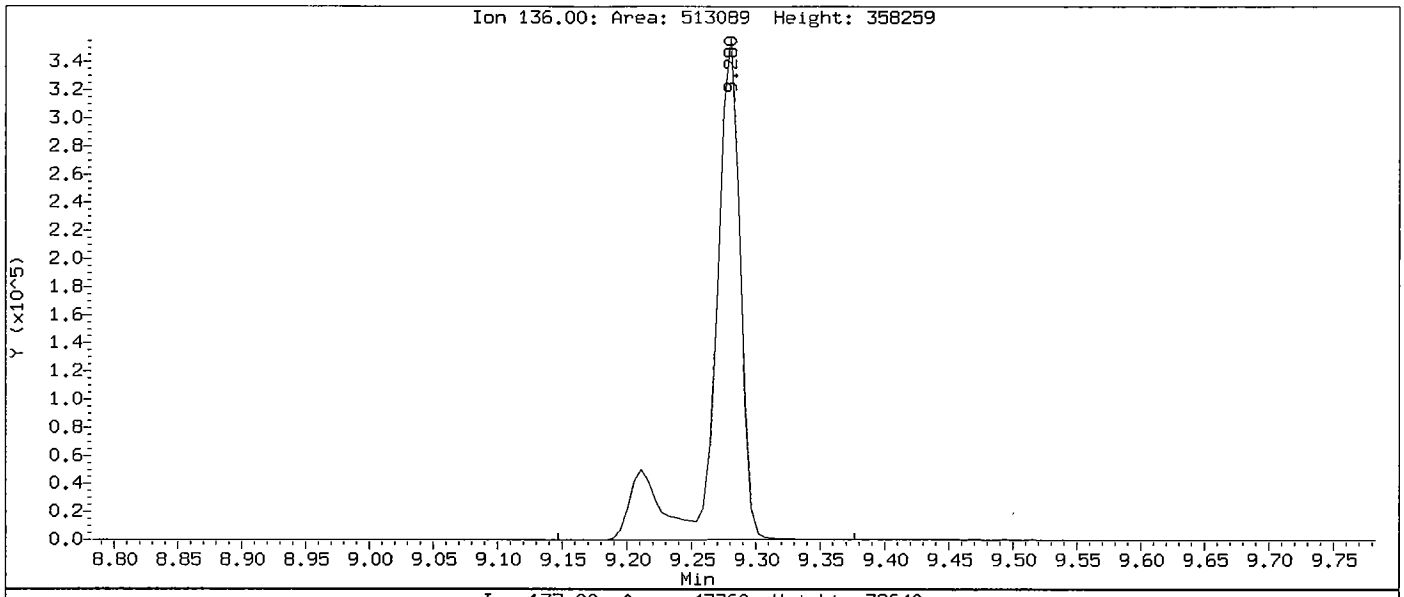

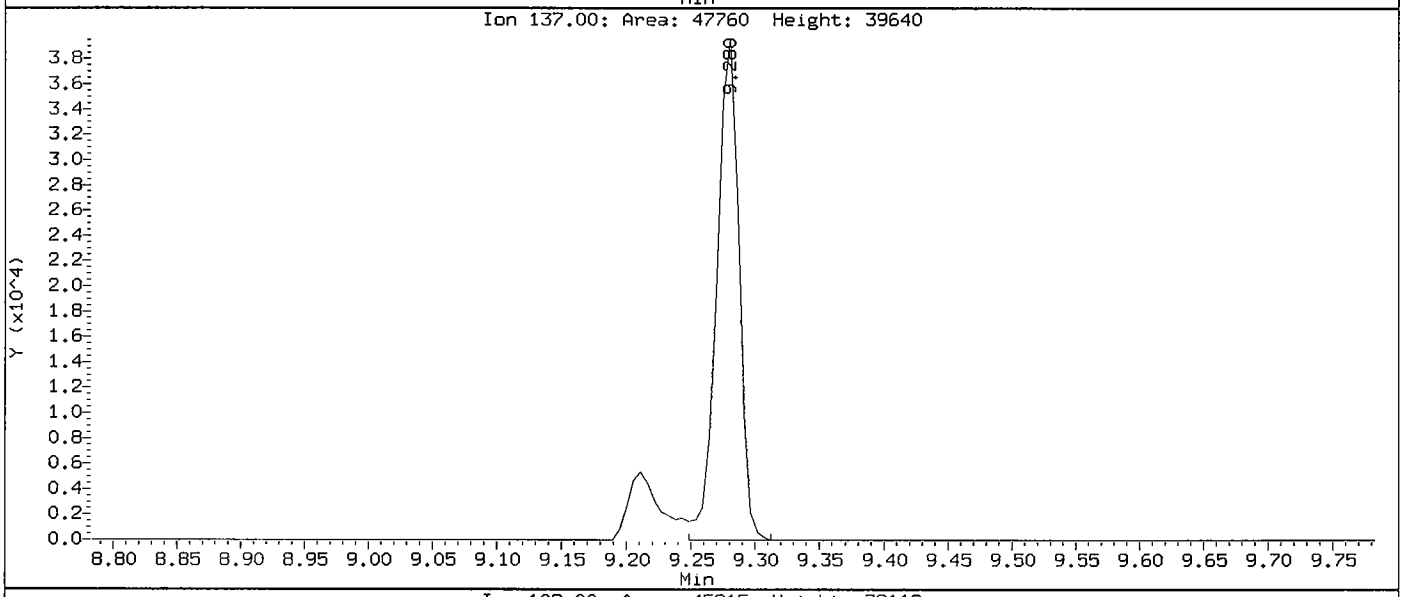

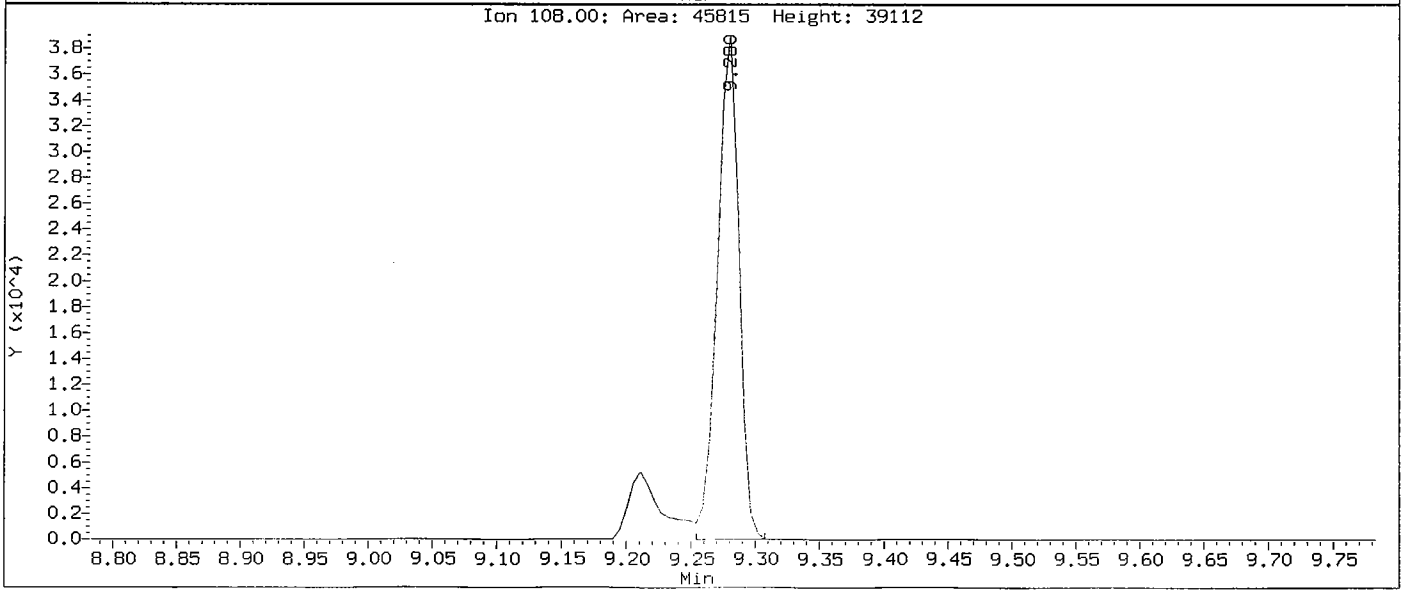

Data File: /chem1/nt6.i/20050729.b/ih29e.d
Injection Date: 29-JUL-2005 21:54
Instrument: nt6.i
Client Sample ID: AN-RI-SEDC-03B

Compound: 2-Fluorobiphenyl
CAS Number: 321-60-8

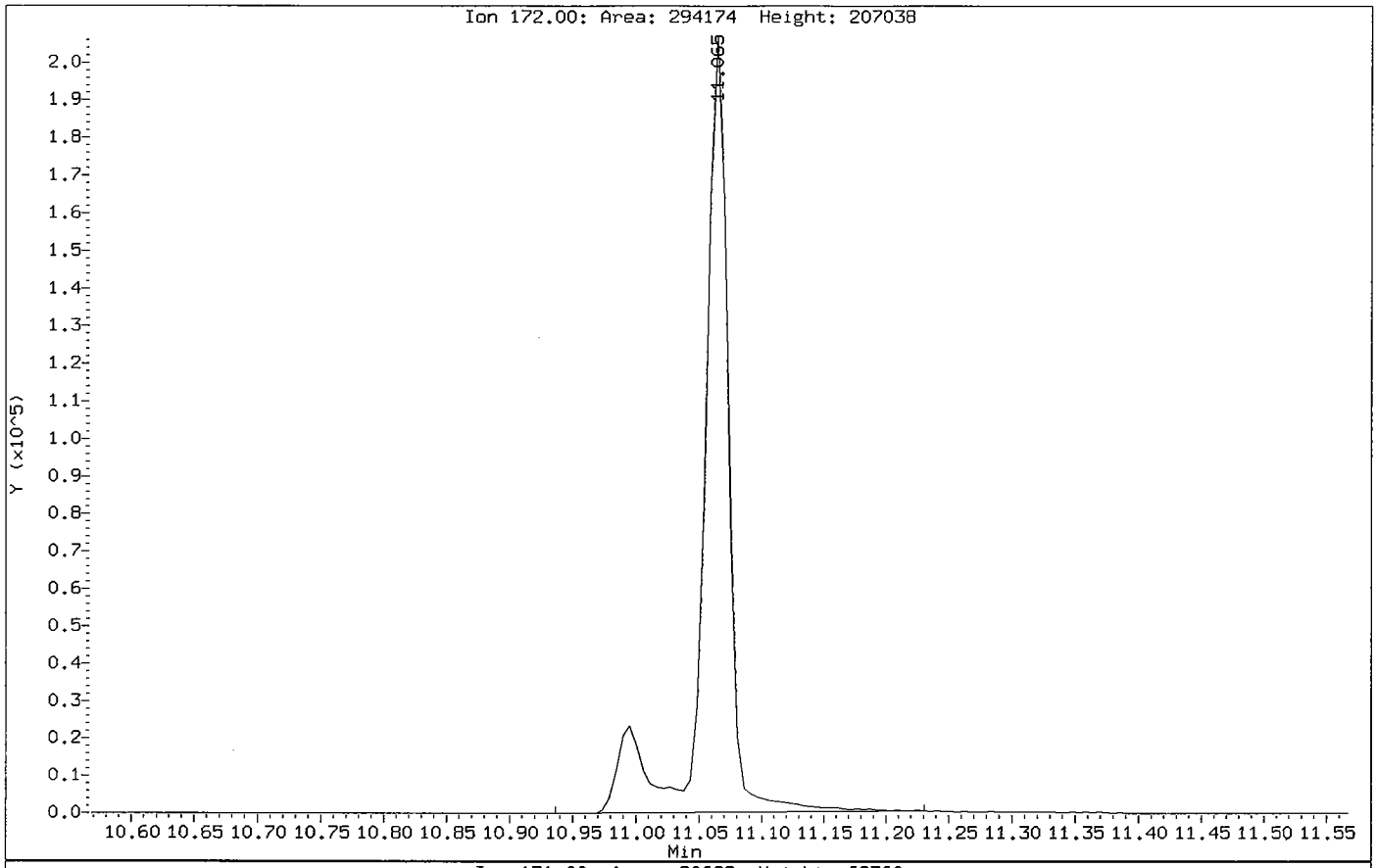

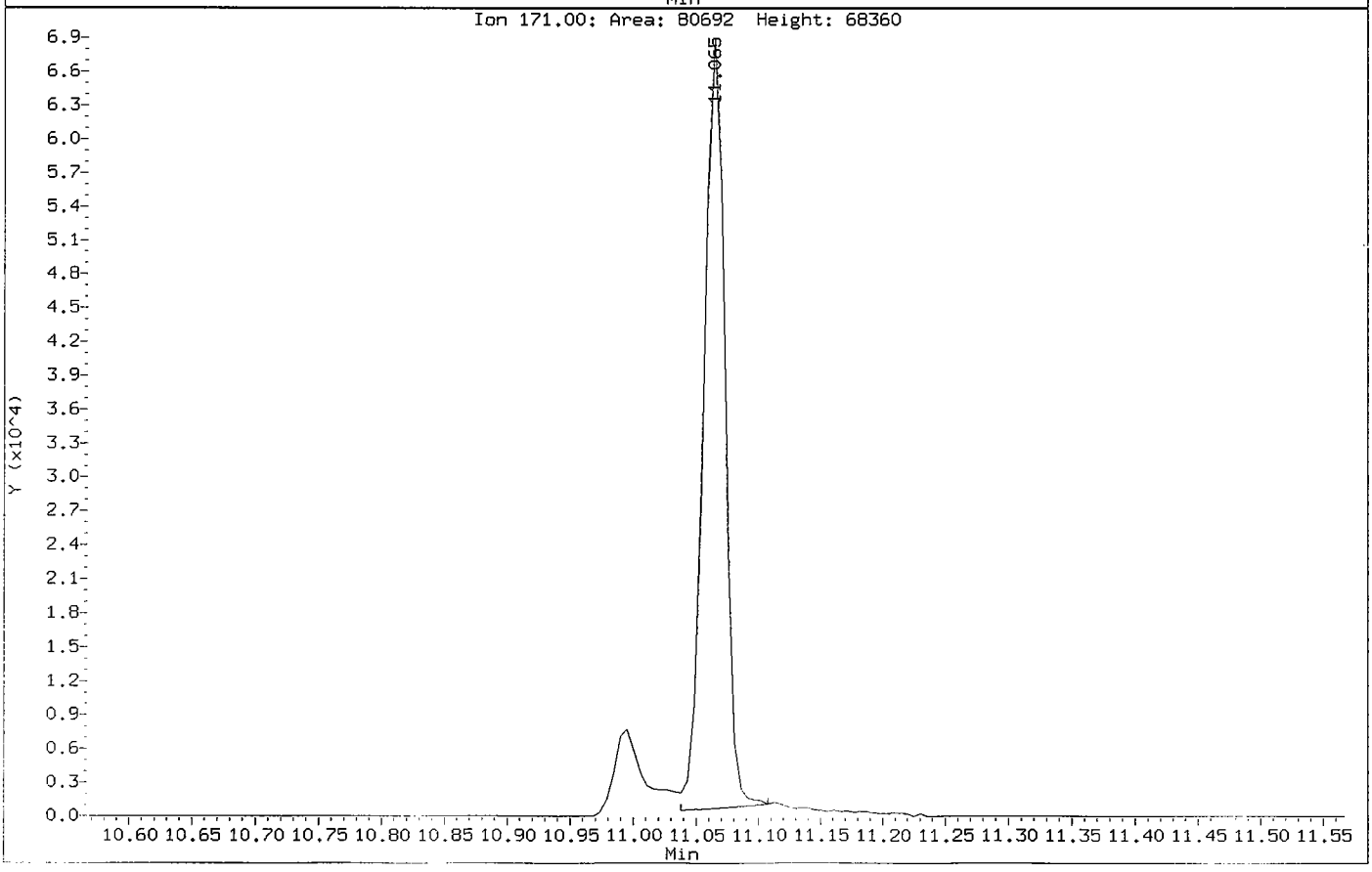

Data File: /chem1/nt6.i/20050729.b/ih29e.d
Injection Date: 29-JUL-2005 21:54
Instrument: nt6.i
Client Sample ID: AN-RI-SEDC-03B

Compound: Acenaphthene-d10
CAS Number:

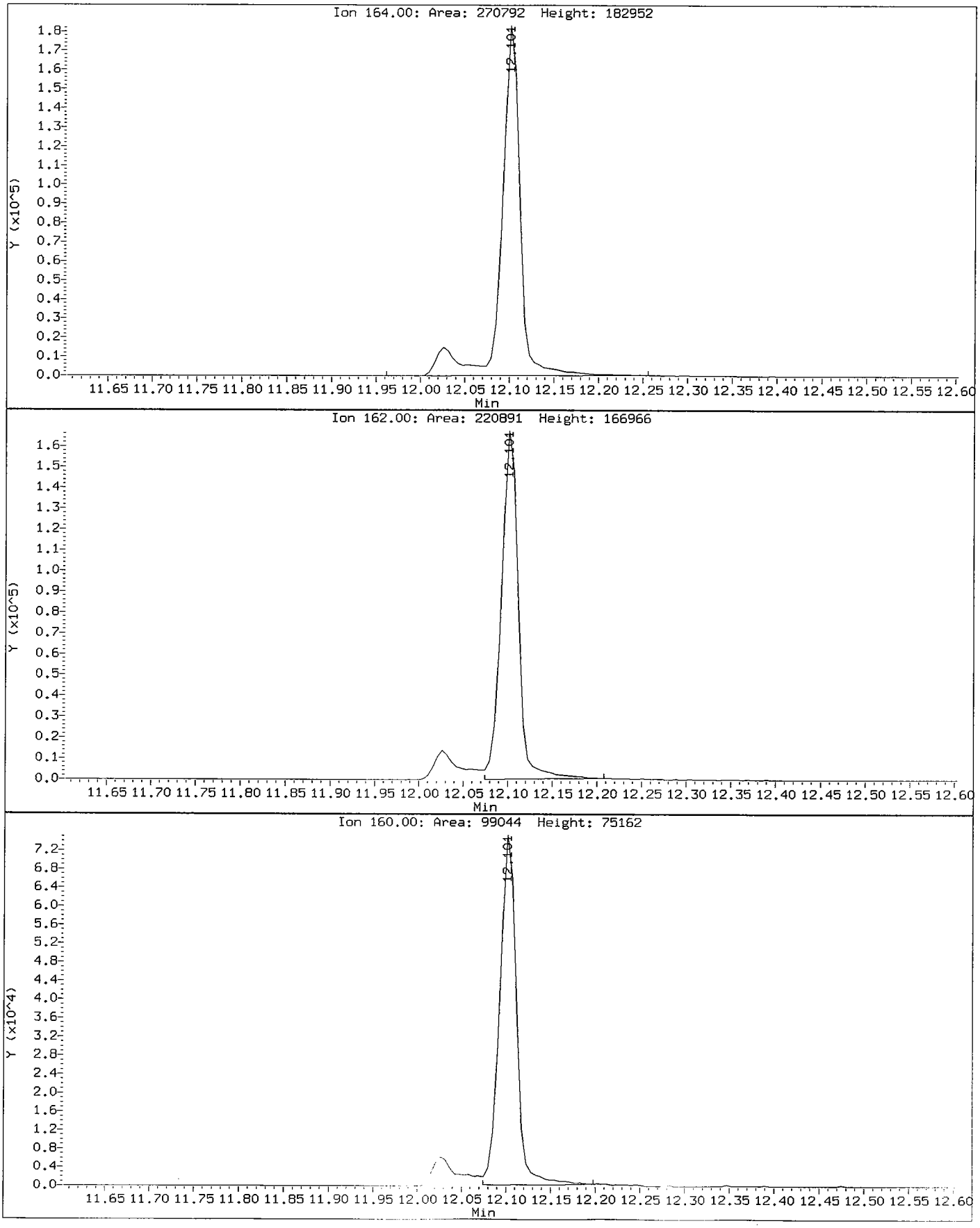

Data File: /chem1/nt6.i/20050729.b/ih29e.d
Injection Date: 29-JUL-2005 21:54
Instrument: nt6.i
Client Sample ID: AN-RI-SEDC-03B

Compound: 2,4,6-Tribromophenol
CAS Number: 118-79-6

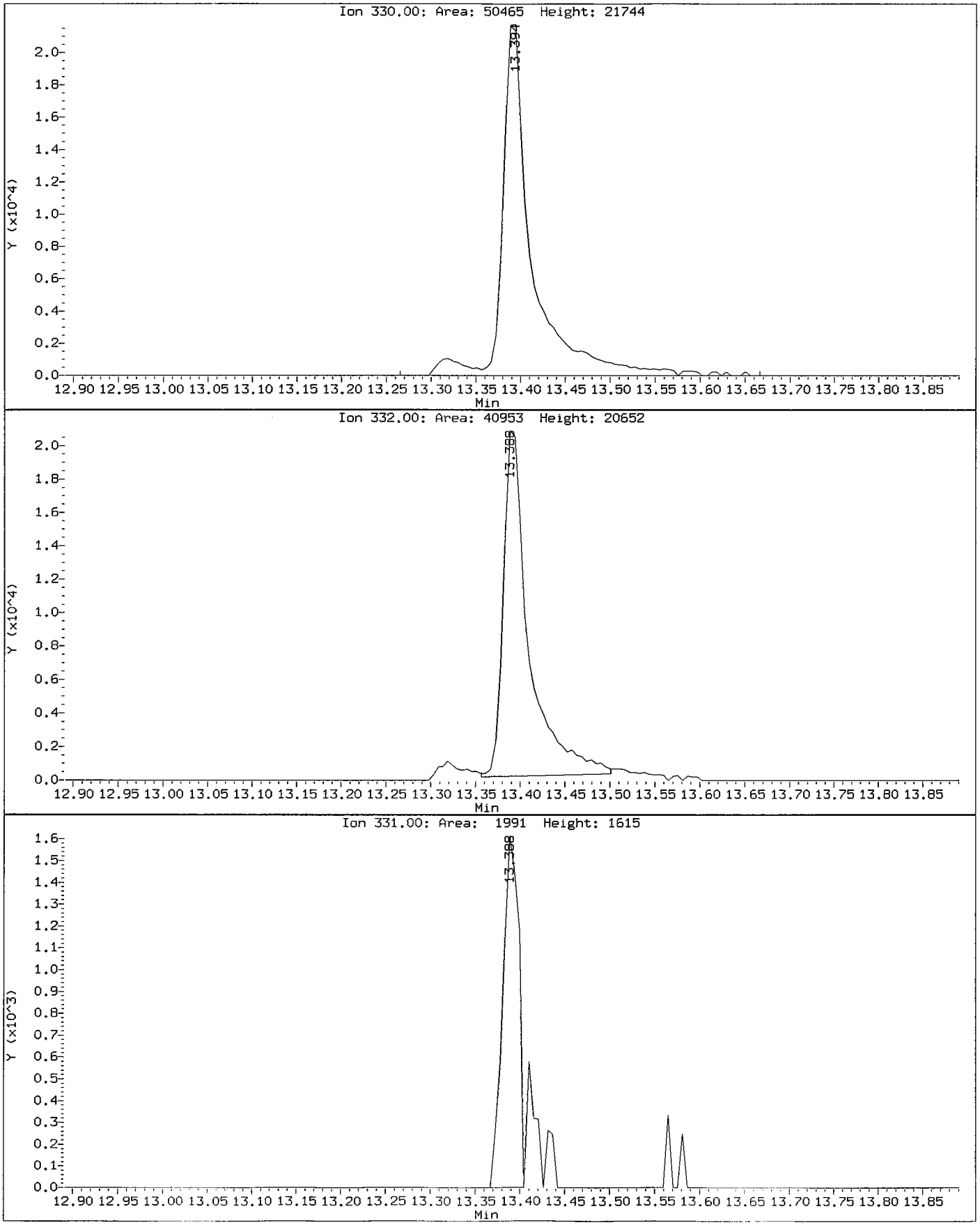

Data File: /chem1/nt6.i/20050729.b/ih29e.d
Injection Date: 29-JUL-2005 21:54
Instrument: nt6.i
Client Sample ID: AN-RI-SEDC-03B

Compound: Phenanthrene-d10
CAS Number:

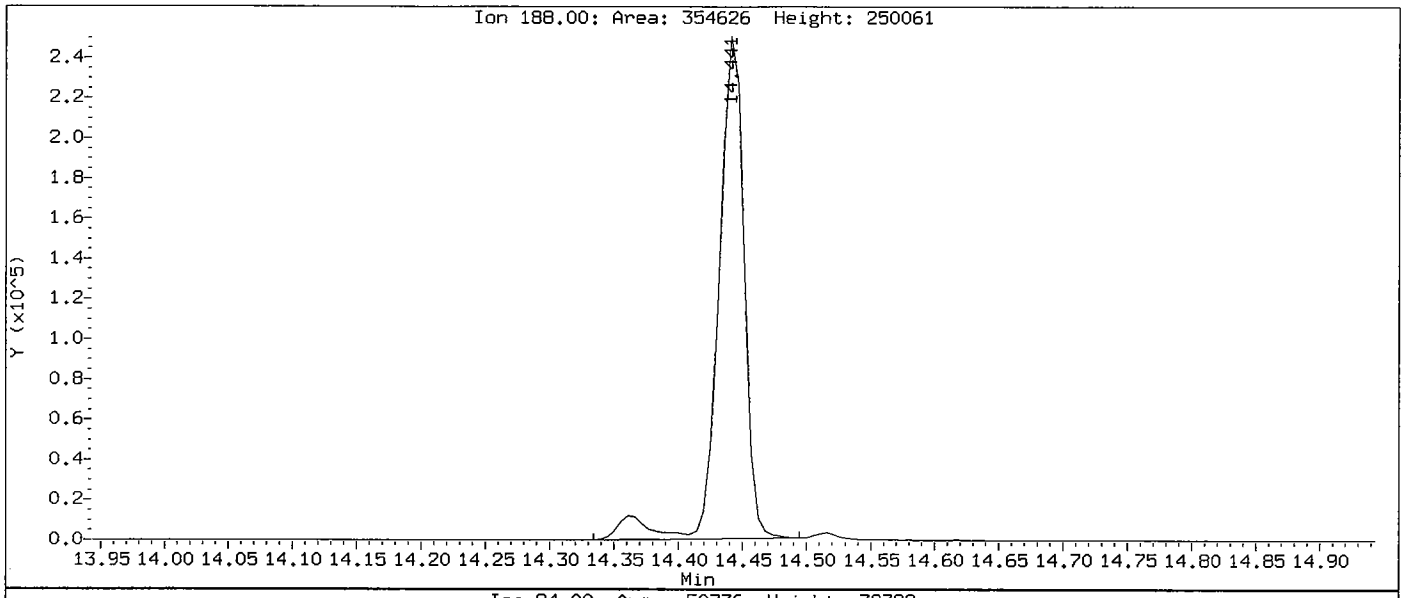

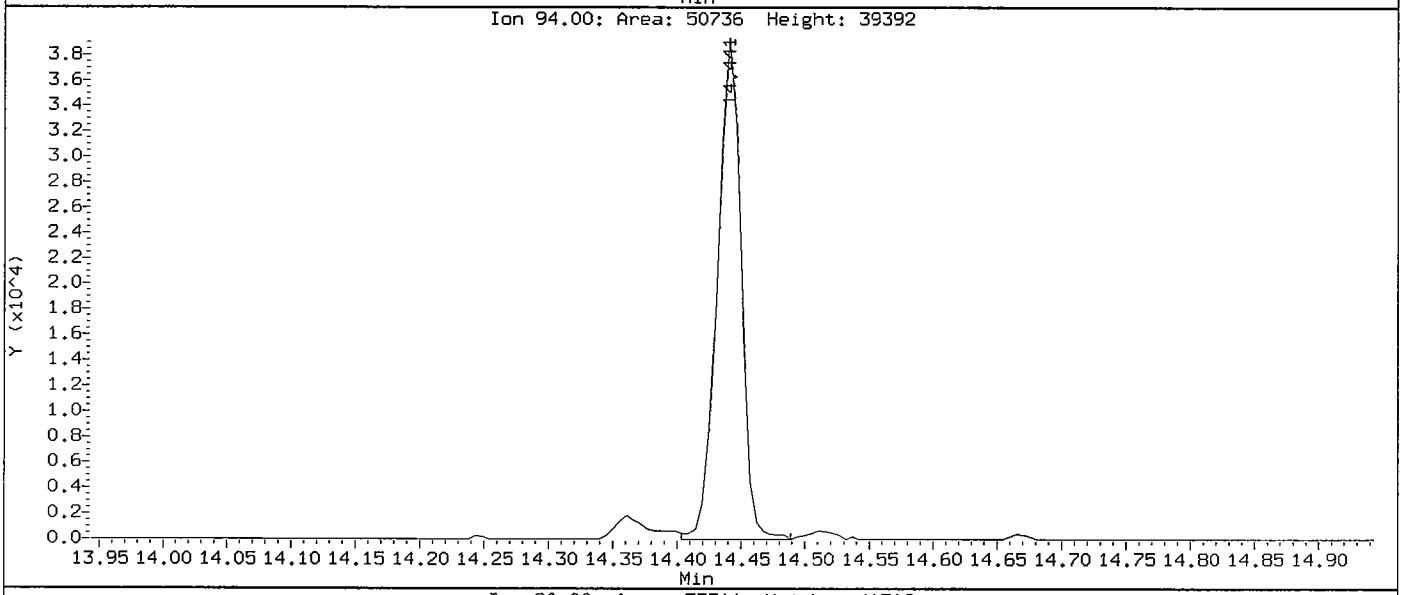

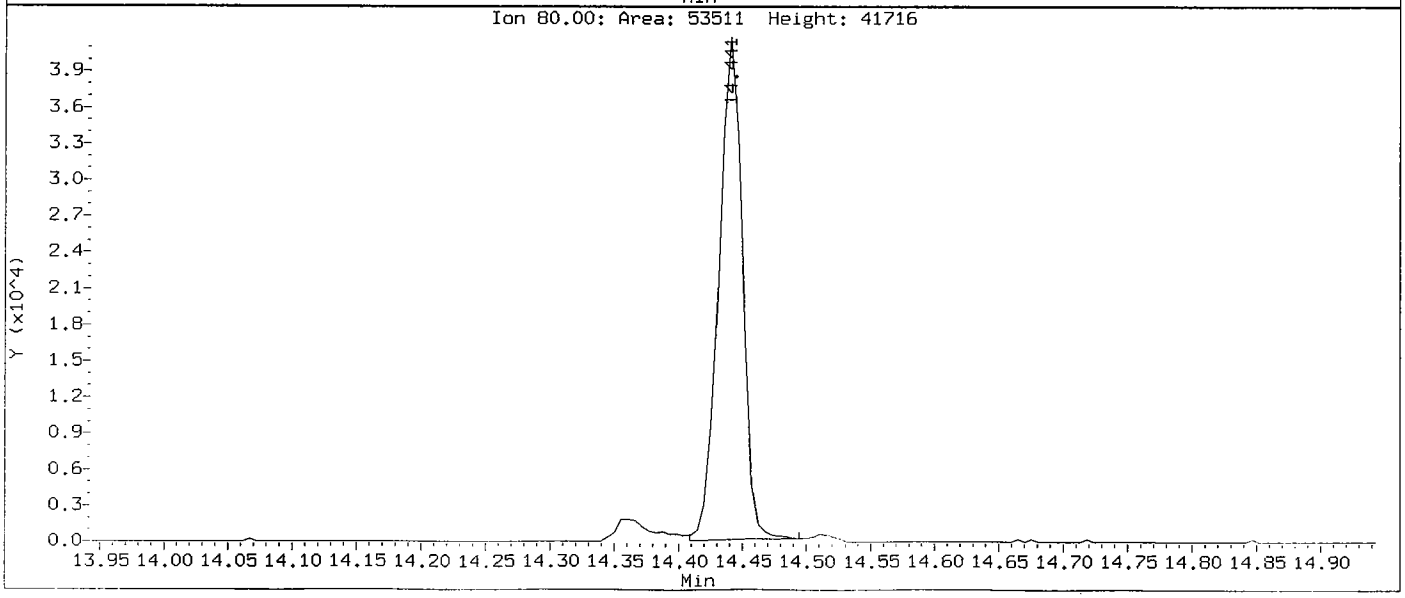

ANALYTICAL RESOURCES INCORPORATED

ORGANICS ANALYSIS DATA SHEET
PSDDA Semivolatiles by SW8270D GC/MS **Sample ID: AN-RI-SEDC-03C**
Page 1 of 1 **SAMPLE**

Lab Sample ID: IH29F
LIMS ID: 05-11908
Matrix: Sediment
Data Release Authorized:
Reported: 08/02/05

QC Report No: IH29-Anchor Environmental
Project: KC Former Scott Mill
00010501/T2
Date Sampled: 07/15/05
Date Received: 07/18/05

Date Extracted: 07/27/05
Date Analyzed: 07/29/05 22:27
Instrument/Analyst: NT6/LJR
GPC Cleanup: No

Sample Amount: 25.5 g-dry-wt
Final Extract Volume: 0.5 mL
Dilution Factor: 1.00
Percent Moisture: 20.5%
pH: 8.2

CAS Number	Analyte	RL	Result
108-95-2	Phenol	20	< 20 U
100-51-6	Benzyl Alcohol	20	< 20 U
95-48-7	2-Methylphenol	20	< 20 U
106-44-5	4-Methylphenol	20	< 20 U
67-72-1	Hexachloroethane	20	< 20 U
105-67-9	2,4-Dimethylphenol	20	< 20 U
65-85-0	Benzoic Acid	200	< 200 U
120-82-1	1,2,4-Trichlorobenzene	20	< 20 U
91-20-3	Naphthalene	20	< 20 U
87-68-3	Hexachlorobutadiene	20	< 20 U
91-57-6	2-Methylnaphthalene	20	< 20 U
131-11-3	Dimethylphthalate	20	< 20 U
208-96-8	Acenaphthylene	20	< 20 U
83-32-9	Acenaphthene	20	< 20 U
132-64-9	Dibenzofuran	20	< 20 U
84-66-2	Diethylphthalate	20	< 20 U
86-73-7	Fluorene	20	< 20 U
86-30-6	N-Nitrosodiphenylamine	20	< 20 U
87-86-5	Pentachlorophenol	98	< 98 U
85-01-8	Phenanthrene	20	< 20 U
120-12-7	Anthracene	20	< 20 U
84-74-2	Di-n-Butylphthalate	20	< 20 U
206-44-0	Fluoranthene	20	< 20 U
129-00-0	Pyrene	20	< 20 U
85-68-7	Butylbenzylphthalate	20	< 20 U
56-55-3	Benzo(a)anthracene	20	< 20 U
117-81-7	bis(2-Ethylhexyl)phthalate	20	< 20 U
218-01-9	Chrysene	20	< 20 U
117-84-0	Di-n-Octyl phthalate	20	< 20 U
205-99-2	Benzo(b)fluoranthene	20	< 20 U
207-08-9	Benzo(k)fluoranthene	20	< 20 U
50-32-8	Benzo(a)pyrene	20	< 20 U
193-39-5	Indeno(1,2,3-cd)pyrene	20	< 20 U
53-70-3	Dibenz(a,h)anthracene	20	< 20 U
191-24-2	Benzo(g,h,i)perylene	20	< 20 U

Reported in µg/kg (ppb)

Semivolatile Surrogate Recovery

d5-Nitrobenzene	62.4%	2-Fluorobiphenyl	64.0%
d14-p-Terphenyl	60.8%	d4-1,2-Dichlorobenzene	58.4%
d5-Phenol	62.4%	2-Fluorophenol	45.9%
2,4,6-Tribromophenol	78.7%	d4-2-Chlorophenol	65.3%

Analytical Resources, Inc.

Semivolatile Report SW846 Method 8270C

Data file : /chem1/nt6.i/20050729.b/ih29f.d
Lab Smp Id: IH29F Client Smp ID: AN-RI-SEDC-03C
Inj Date : 29-JUL-2005 22:27
Operator : LJR/VS Inst ID: nt6.i
Smp Info : IH29F
Misc Info : 05-11908
Comment : 1ul Injection
Method : /chem1/nt6.i/20050729.b/SW846.m
Meth Date : 02-Aug-2005 11:33 jeff Quant Type: ISTD
Cal Date : 18-JUL-2005 15:41 Cal File: 0800718.d
Als bottle: 12
Dil Factor: 1.00000
Integrator: HP RTE Compound Sublist: PSDDA.sub
Target Version: 3.50

Concentration Formula: Amt * DF * Vt/(Ws * (100 - M)/100) * CpndVariable

Name	Value	Description
DF	1.00000	Dilution Factor
Vt	500.00000	Volume of final extract (uL)
Ws	32.00000	Weight of sample extracted (g)
M	20.50000	% Moisture

Cpnd Variable Local Compound Variable

	Compounds	QUANT SIG MASS	RT	EXP RT	REL RT	RESPONSE	CONCENTRATIONS ON-COLUMN (ug/mL)	FINAL (ug/kg)
$ 1	2-Fluorophenol	112	5.397	5.363	(0.744)	183731	17.2468	339.0
$ 2	Phenol-d5	99	6.925	6.917	(0.954)	289179	23.3580	459.0(M)
3	Phenol	94	Compound Not Detected.					
$ 5	2-Chlorophenol-d4	132	6.983	6.981	(0.962)	240238	24.4678	480.9(M)
4	Bis(2-Chloroethyl)ether	93	Compound Not Detected.					
6	2-Chlorophenol	128	Compound Not Detected.					
7	1,3-Dichlorobenzene	146	Compound Not Detected.					
* 8	1,4-Dichlorobenzene-d4	152	7.256	7.259	(1.000)	150835	20.0000	(M)
9	1,4-Dichlorobenzene	146	Compound Not Detected.					
$ 10	1,2-Dichlorobenzene-d4	152	7.550	7.553	(1.040)	93617	14.6357	287.7(M)
12	1,2-Dichlorobenzene	146	Compound Not Detected.					
11	Benzyl alcohol	108	Compound Not Detected.					
14	2,2'-oxybis(1-Chloropropane)	45	Compound Not Detected.					
13	2-Methylphenol	108	Compound Not Detected.					
17	Hexachloroethane	117	Compound Not Detected.					

	Compounds	QUANT SIG MASS	RT	EXP RT	REL RT	RESPONSE	CONCENTRATIONS ON-COLUMN (ug/mL)	FINAL (ug/kg)
	16 N-Nitroso-di-n-propylamine	70	Compound Not Detected.					
	15 4-Methylphenol	108	Compound Not Detected.					
$	18 Nitrobenzene-d5	82	8.201	8.205	(0.884)	190265	15.6177	307.0(M)
	19 Nitrobenzene	77	Compound Not Detected.					
	20 Isophorone	82	Compound Not Detected.					
	21 2-Nitrophenol	139	Compound Not Detected.					
	22 2,4-Dimethylphenol	107	Compound Not Detected.					
	23 Bis(2-Chloroethoxy)methane	93	Compound Not Detected.					
	24 Benzoic acid	105	Compound Not Detected.					
	25 2,4-Dichlorophenol	162	Compound Not Detected.					
	26 1,2,4-Trichlorobenzene	180	Compound Not Detected.					
*	27 Naphthalene-d8	136	9.280	9.284	(1.000)	528876	20.0000	(M)
	28 Naphthalene	128	Compound Not Detected.					
	29 4-Chloroaniline	127	Compound Not Detected.					
	30 Hexachlorobutadiene	225	Compound Not Detected.					
	31 4-Chloro-3-methylphenol	107	Compound Not Detected.					
	32 2-Methylnaphthalene	141	Compound Not Detected.					
	33 Hexachlorocyclopentadiene	237	Compound Not Detected.					
	34 2,4,6-Trichlorophenol	196	Compound Not Detected.					
	35 2,4,5-Trichlorophenol	196	Compound Not Detected.					
$	36 2-Fluorobiphenyl	172	11.065	11.068	(0.914)	307421	16.0195	314.8(M)
	37 2-Chloronaphthalene	162	Compound Not Detected.					
	38 2-Nitroaniline	65	Compound Not Detected.					
	39 Dimethylphthalate	163	Compound Not Detected.					
	40 Acenaphthylene	152	Compound Not Detected.					
	41 2,6-Dinitrotoluene	165	Compound Not Detected.					
*	42 Acenaphthene-d10	164	12.101	12.104	(1.000)	286089	20.0000	(M)
	43 3-Nitroaniline	138	Compound Not Detected.					
	44 Acenaphthene	153	Compound Not Detected.					
	45 2,4-Dinitrophenol	184	Compound Not Detected.					
	46 Dibenzofuran	168	Compound Not Detected.					
	47 4-Nitrophenol	109	Compound Not Detected.					
	48 2,4-Dinitrotoluene	165	Compound Not Detected.					
	50 Diethylphthalate	149	Compound Not Detected.					
	49 Fluorene	166	Compound Not Detected.					
	51 4-Chlorophenyl-phenylether	204	Compound Not Detected.					
	52 4-Nitroaniline	138	Compound Not Detected.					
	53 4,6-Dinitro-2-methylphenol	198	Compound Not Detected.					
	54 N-Nitrosodiphenylamine	169	Compound Not Detected.					
$	55 2,4,6-Tribromophenol	330	13.388	13.392	(1.106)	56775	29.5052	579.9(M)
	56 4-Bromophenyl-phenylether	248	Compound Not Detected.					
	57 Hexachlorobenzene	284	Compound Not Detected.					
	58 Pentachlorophenol	266	Compound Not Detected.					
*	59 Phenanthrene-d10	188	14.441	14.444	(1.000)	369485	20.0000	(M)
	60 Phenanthrene	178	Compound Not Detected.					
	61 Anthracene	178	Compound Not Detected.					
	62 Carbazole	167	Compound Not Detected.					

	Compounds	QUANT SIG MASS	RT	EXP RT	REL RT	RESPONSE	CONCENTRATIONS ON-COLUMN (ug/mL)	FINAL (ug/kg)
	63 Di-n-butylphthalate	149	Compound Not Detected.					
	64 Fluoranthene	202	Compound Not Detected.					
	65 Pyrene	202	Compound Not Detected.					
$	66 Terphenyl-d14	244	17.075	17.073	(0.913)	244119	15.2395	299.5
	67 Butylbenzylphthalate	149	Compound Not Detected.					
	68 Benzo(a)anthracene	228	Compound Not Detected.					
*	69 Chrysene-d12	240	18.709	18.707	(1.000)	297905	20.0000	
	70 3,3'-Dichlorobenzidine	252	Compound Not Detected.					
	71 Chrysene	228	Compound Not Detected.					
	72 bis(2-Ethylhexyl)phthalate	149	Compound Not Detected.					
*	134 Di-n-octylphthalate-d4	153	19.863	19.866	(1.000)	532109	20.0000	
	73 Di-n-octylphthalate	149	Compound Not Detected.					
	74 Benzo(b)fluoranthene	252	Compound Not Detected.					
	75 Benzo(k)fluoranthene	252	Compound Not Detected.					
	76 Benzo(a)pyrene	252	Compound Not Detected.					
*	77 Perylene-d12	264	20.846	20.844	(1.000)	318113	20.0000	
	78 Indeno(1,2,3-cd)pyrene	276	Compound Not Detected.					
	79 Dibenzo(a,h)anthracene	278	Compound Not Detected.					
	80 Benzo(g,h,i)perylene	276	Compound Not Detected.					

QC Flag Legend

M - Compound response manually integrated.

Analytical Resources, Inc.

INTERNAL STANDARD COMPOUNDS
AREA AND RT SUMMARY

Instrument ID: nt6.i
Lab File ID: ih29f.d
Lab Smp Id: IH29F
Analysis Type: SV
Quant Type: ISTD
Operator: LJR/VS
Method File: /chem1/nt6.i/20050729.b/SW846.m
Misc Info: 05-11908

Calibration Date: 29-JUL-2005
Calibration Time: 15:44
Client Smp ID: AN-RI-SEDC-03C
Level: LOW
Sample Type: Sediment

		AREA LIMIT			
COMPOUND	STANDARD	LOWER	UPPER	SAMPLE	%DIFF
8 1,4-Dichlorobenze	108502	54251	217004	150835	39.02
27 Naphthalene-d8	392657	196328	785314	528876	34.69
42 Acenaphthene-d10	220694	110347	441388	286089	29.63
59 Phenanthrene-d10	307459	153730	614918	369485	20.17
69 Chrysene-d12	220907	110454	441814	297905	34.86
134 Di-n-octylphthala	371940	185970	743880	532109	43.06
77 Perylene-d12	239558	119779	479116	318113	32.79

		RT LIMIT			
COMPOUND	STANDARD	LOWER	UPPER	SAMPLE	%DIFF
8 1,4-Dichlorobenze	7.26	6.76	7.76	7.26	-0.05
27 Naphthalene-d8	9.28	8.78	9.78	9.28	-0.04
42 Acenaphthene-d10	12.10	11.60	12.60	12.10	-0.03
59 Phenanthrene-d10	14.44	13.94	14.94	14.44	-0.02
69 Chrysene-d12	18.71	18.21	19.21	18.71	0.01
134 Di-n-octylphthala	19.87	19.37	20.37	19.86	-0.02
77 Perylene-d12	20.84	20.34	21.34	20.85	0.01

AREA UPPER LIMIT = +100% of internal standard area.
AREA LOWER LIMIT = - 50% of internal standard area.
RT UPPER LIMIT = + 0.50 minutes of internal standard RT.
RT LOWER LIMIT = - 0.50 minutes of internal standard RT.

Analytical Resources, Inc.

RECOVERY REPORT

Client Name: ANCHOR
Sample Matrix: SOLID
Lab Smp Id: IH29F
Level: LOW
Data Type: MS DATA
SpikeList File: SONICMS.spk
Sublist File: PSDDA.sub
Method File: /chem1/nt6.i/20050729.b/SW846.m
Misc Info: 05-11908

Client SDG: IH29
Fraction: SV
Client Smp ID: AN-RI-SEDC-03C
Operator: LJR/VS
SampleType: SAMPLE
Quant Type: ISTD

SURROGATE COMPOUND	CONC ADDED ug/kg	CONC RECOVERED ug/kg	% RECOVERED	LIMITS
$ 1 2-Fluorophenol	737.0	339.0	45.99	24-112
$ 2 Phenol-d5	737.0	459.0	62.28	29-109
$ 5 2-Chlorophenol-d4	737.0	480.9	65.25	34-101
$ 10 1,2-Dichlorobenzen	491.4	287.7	58.54	30-84
$ 18 Nitrobenzene-d5	491.4	307.0	62.47	28-103
$ 36 2-Fluorobiphenyl	491.4	314.8	64.08	33-104
$ 55 2,4,6-Tribromophen	737.0	579.9	78.68	27-134
$ 66 Terphenyl-d14	491.4	299.5	60.96	31-120

Data File: /chem1/nt6.i/20050729.b/ih29f.d
Date : 29-JUL-2005 22:27
Client ID: AN-RI-SEDC-03C
Sample Info: IH29F
Volume Injected (uL): 1.0
Column phase: RTX-5

Instrument: nt6.i
Operator: LJR/VS
Column diameter: 0.32

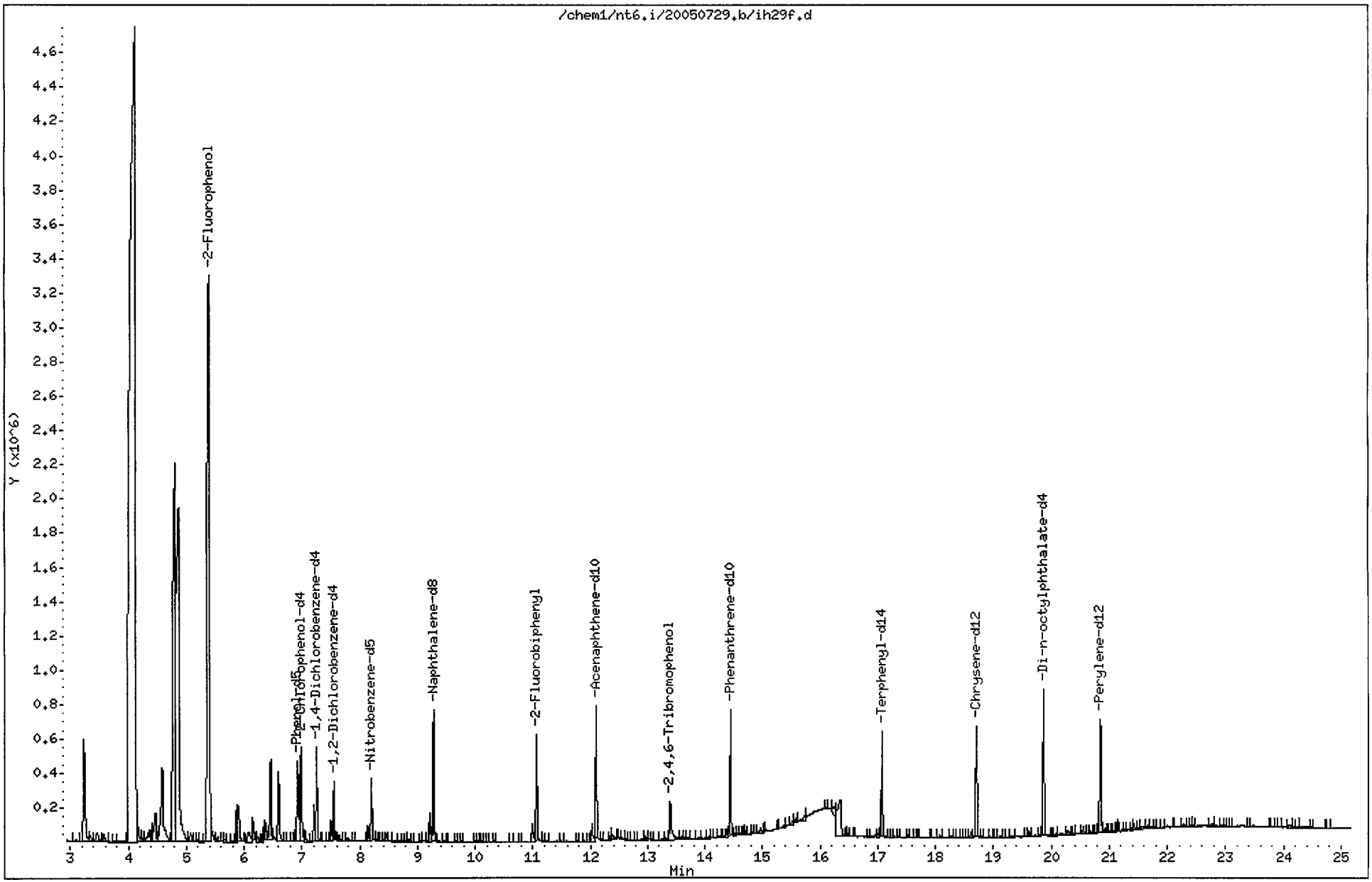

Data File: /chem1/nt6.i/20050729.b/ih29f.d
Injection Date: 29-JUL-2005 22:27
Instrument: nt6.i
Client Sample ID: AN-RI-SEDC-03C

Compound: Phenol-d5
CAS Number:

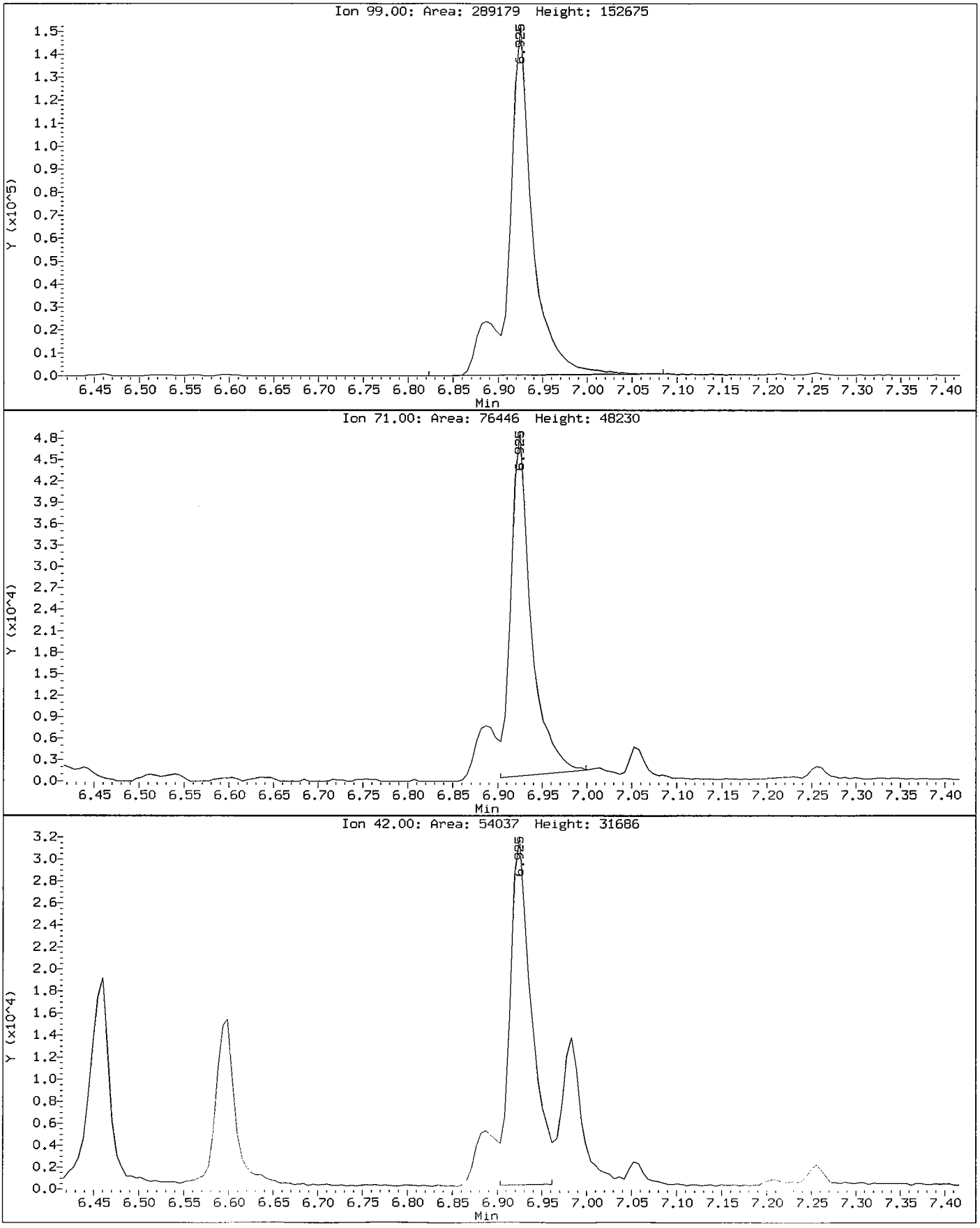

Data File: /chem1/nt6.i/20050729.b/ih29f.d
Injection Date: 29-JUL-2005 22:27
Instrument: nt6.i
Client Sample ID: AN-RI-SEDC-03C

Compound: 2-Chlorophenol-d4
CAS Number:

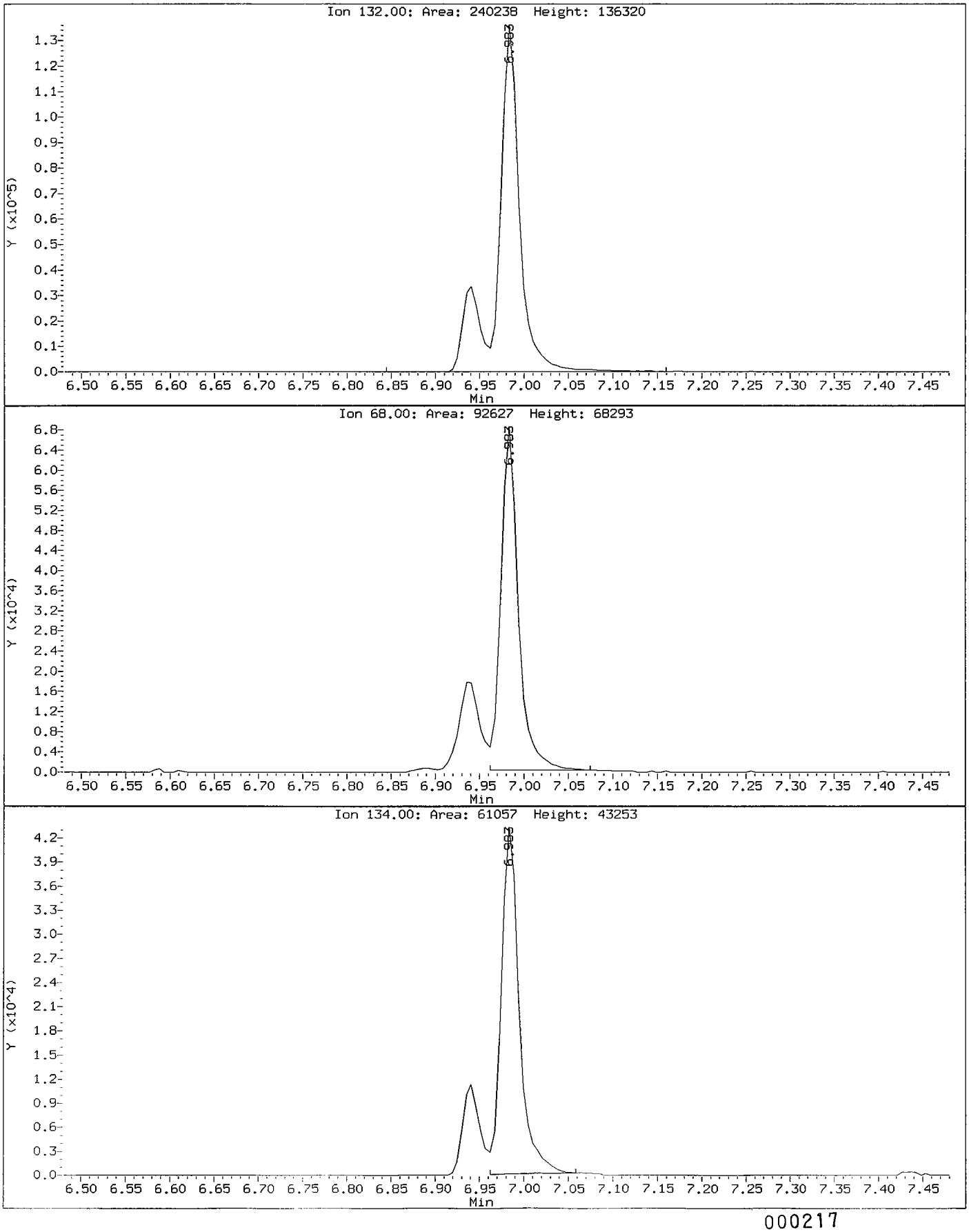

Data File: /chem1/nt6.i/20050729.b/ih29f.d
Injection Date: 29-JUL-2005 22:27
Instrument: nt6.i
Client Sample ID: AN-RI-SEDC-03C

Compound: 1,4-Dichlorobenzene-d4
CAS Number: 3855-82-1

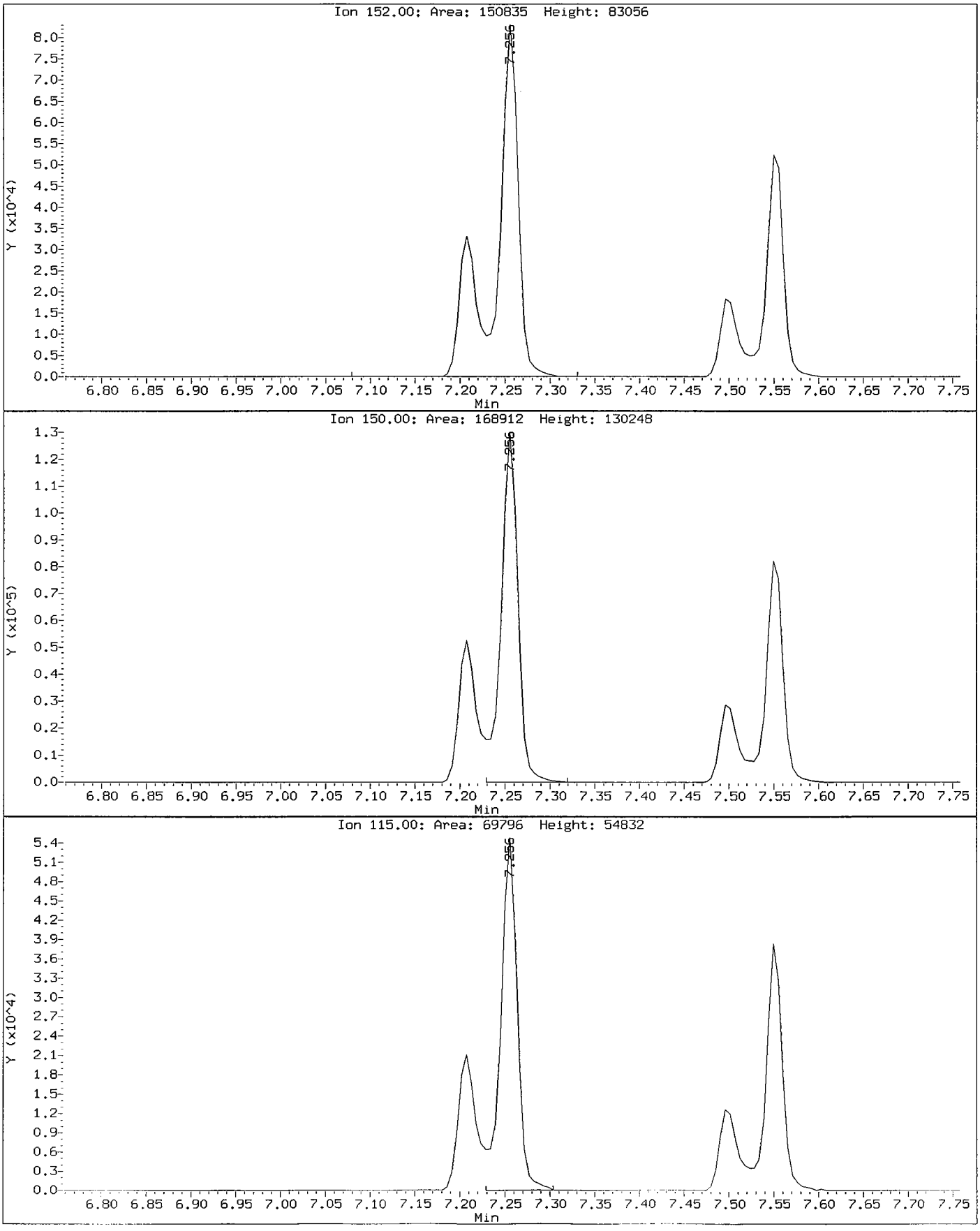

Data File: /chem1/nt6.i/20050729.b/ih29f.d
Injection Date: 29-JUL-2005 22:27
Instrument: nt6.i
Client Sample ID: AN-RI-SEDC-03C

Compound: 1,2-Dichlorobenzene-d4
CAS Number: 2199-69-1

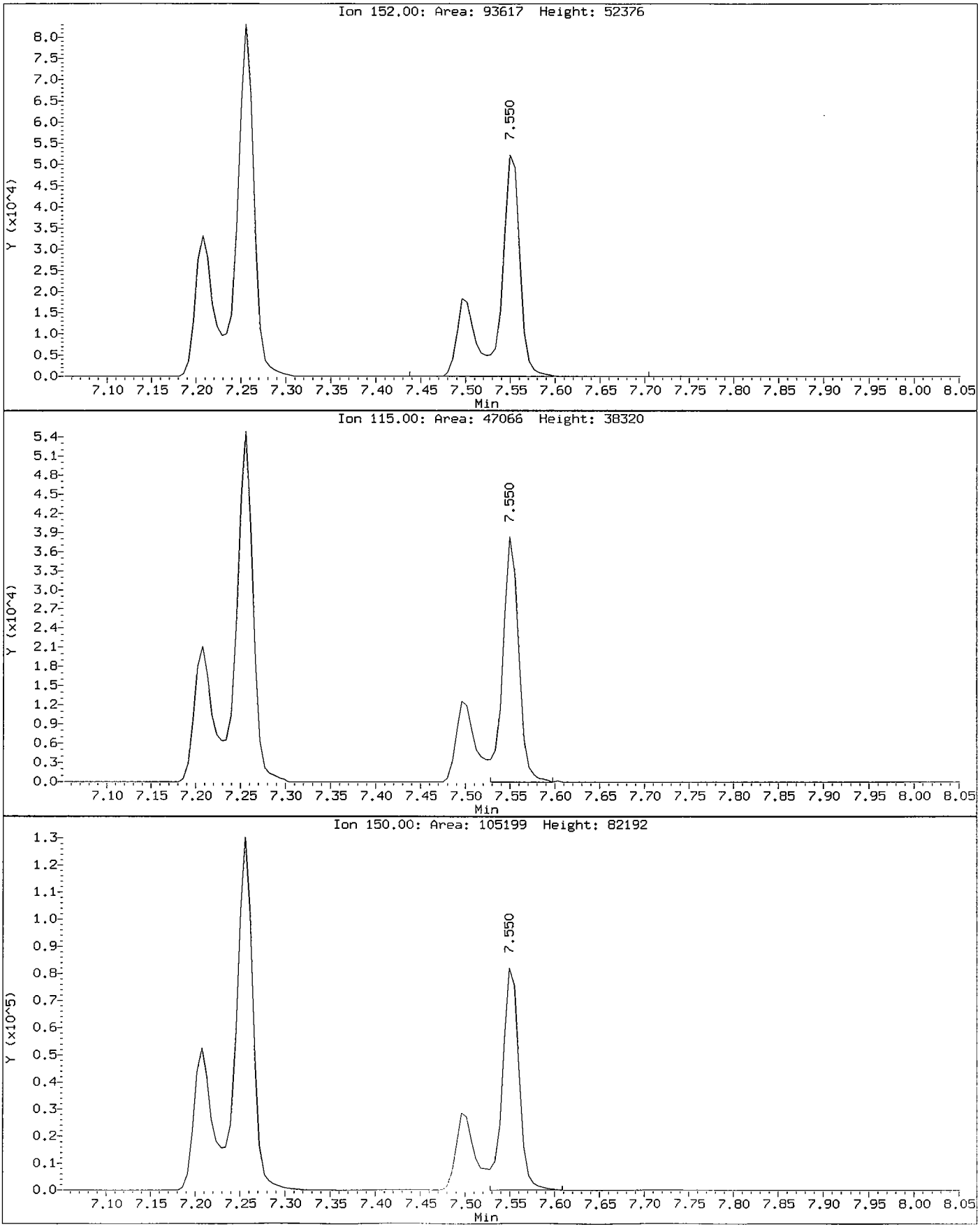

Data File: /chem1/nt6.i/20050729.b/ih29f.d
Injection Date: 29-JUL-2005 22:27
Instrument: nt6.i
Client Sample ID: AN-RI-SEDC-03C

Compound: Nitrobenzene-d5
CAS Number: 4165-60-0

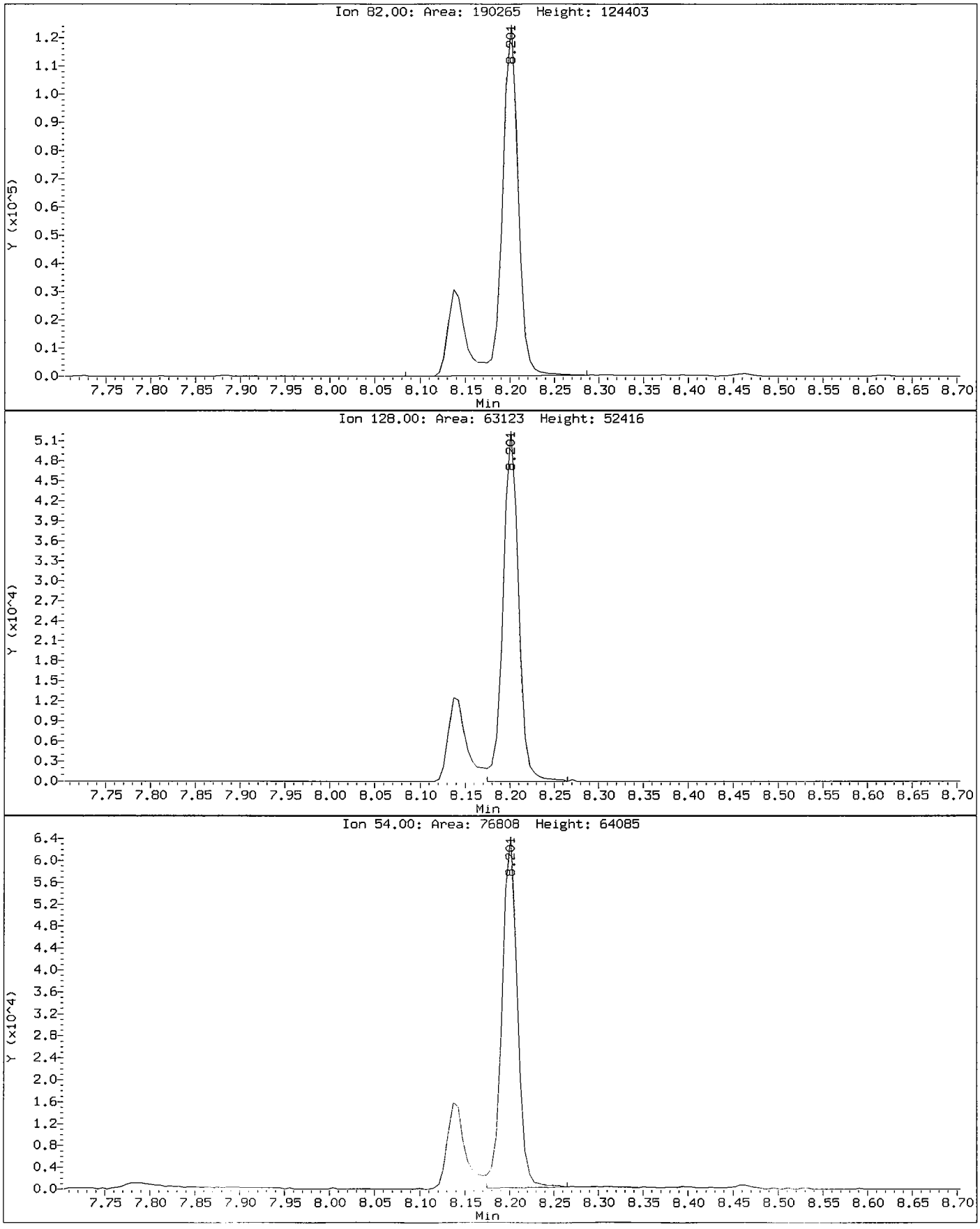

Data File: /chem1/nt6.i/20050729.b/ih29f.d
Injection Date: 29-JUL-2005 22:27
Instrument: nt6.i
Client Sample ID: AN-RI-SEDC-03C

Compound: Naphthalene-d8
CAS Number: 1146-65-2

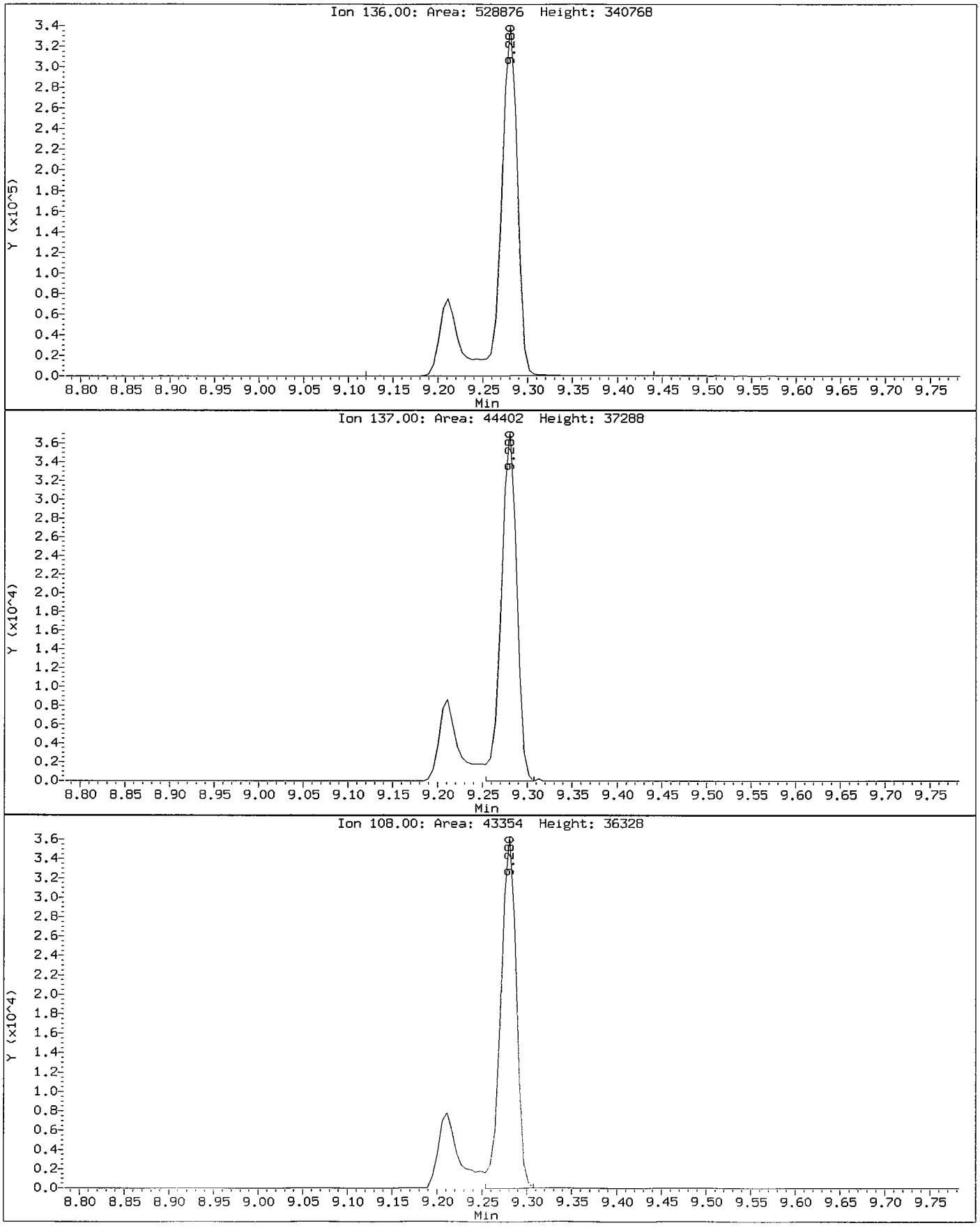

Data File: /chem1/nt6.i/20050729.b/ih29f.d
Injection Date: 29-JUL-2005 22:27
Instrument: nt6.i
Client Sample ID: AN-RI-SEDC-03C

Compound: 2-Fluorobiphenyl
CAS Number: 321-60-8

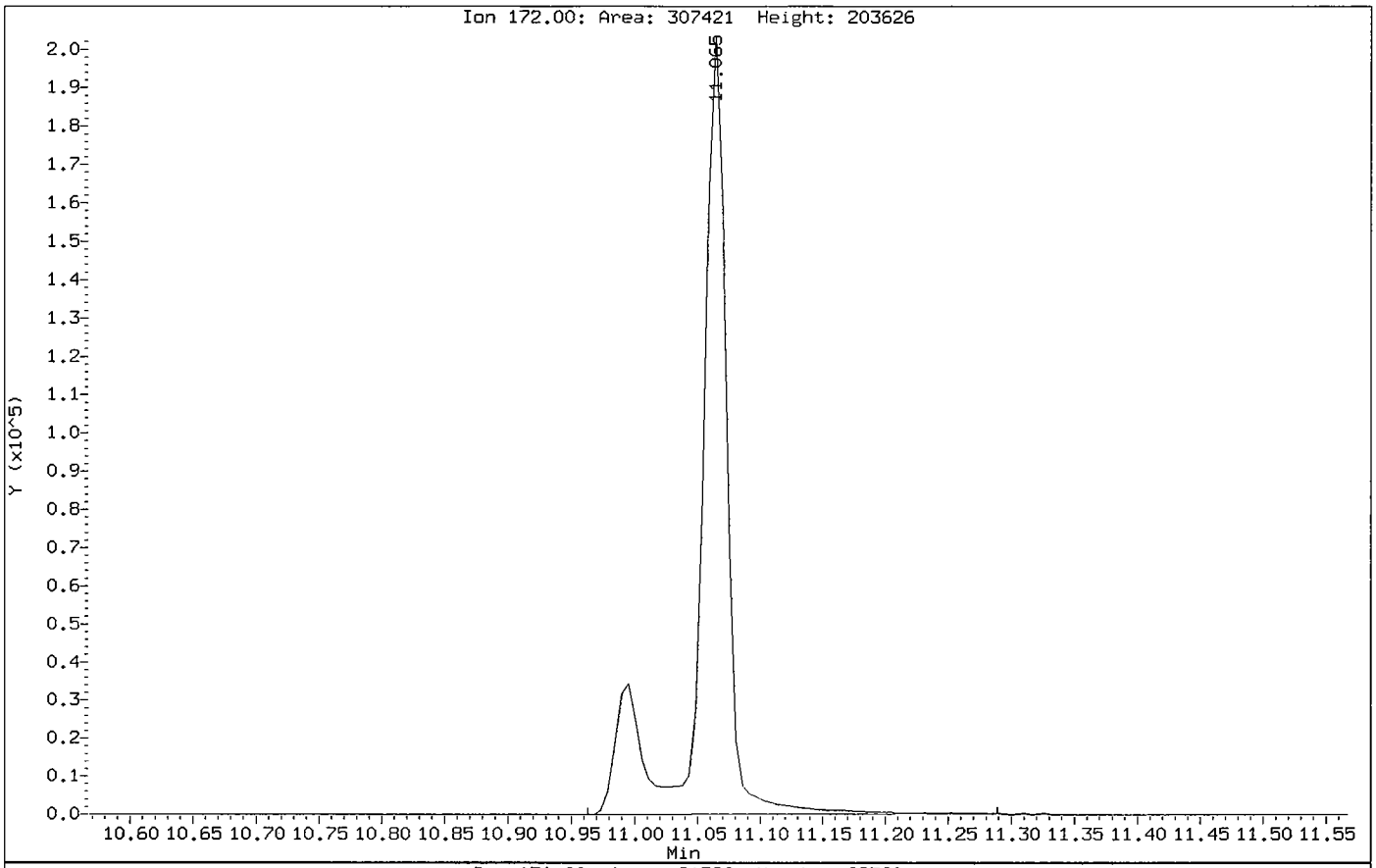

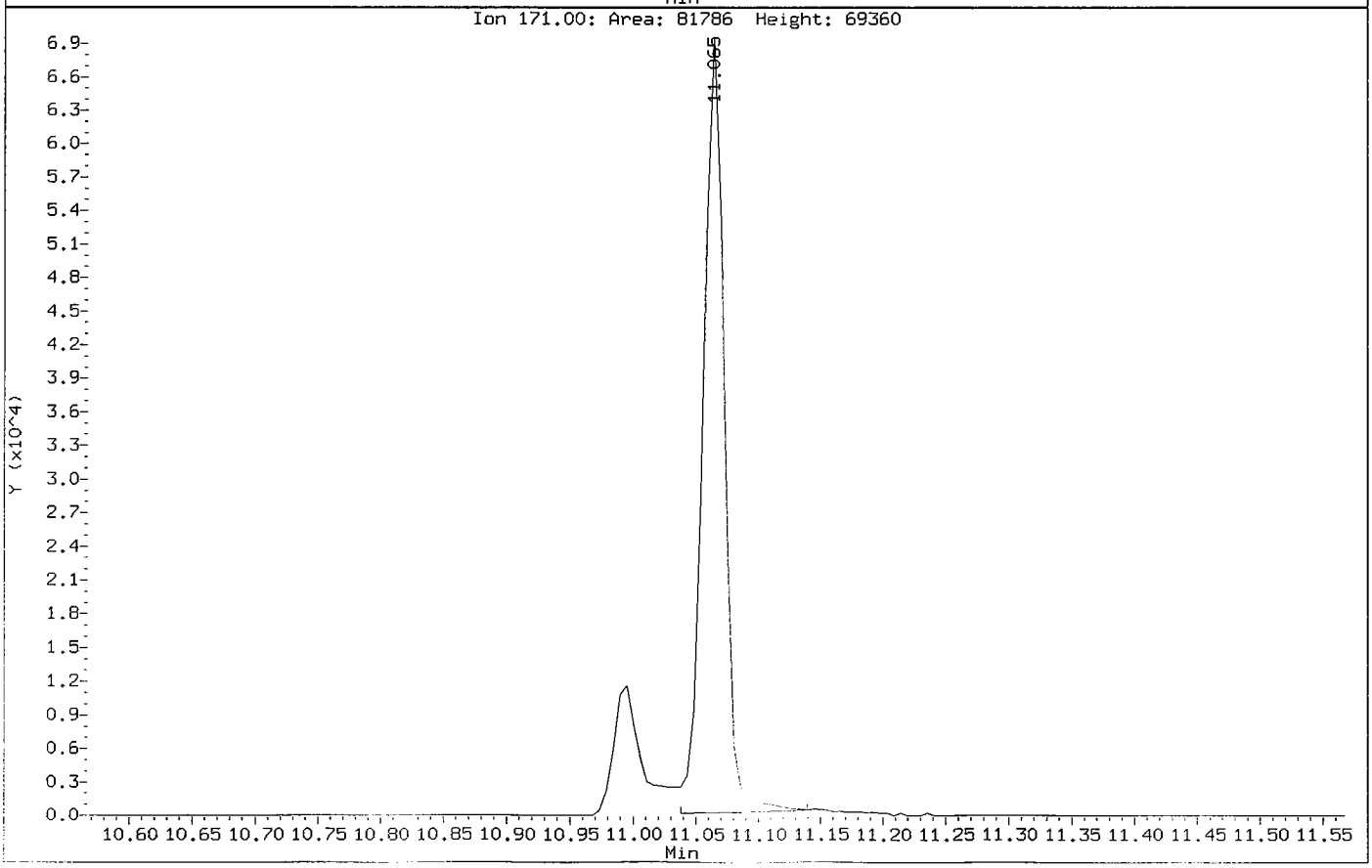

Data File: /chem1/nt6.i/20050729.b/ih29f.d
Injection Date: 29-JUL-2005 22:27
Instrument: nt6.i
Client Sample ID: AN-RI-SEDC-03C

Compound: Acenaphthene-d10
CAS Number:

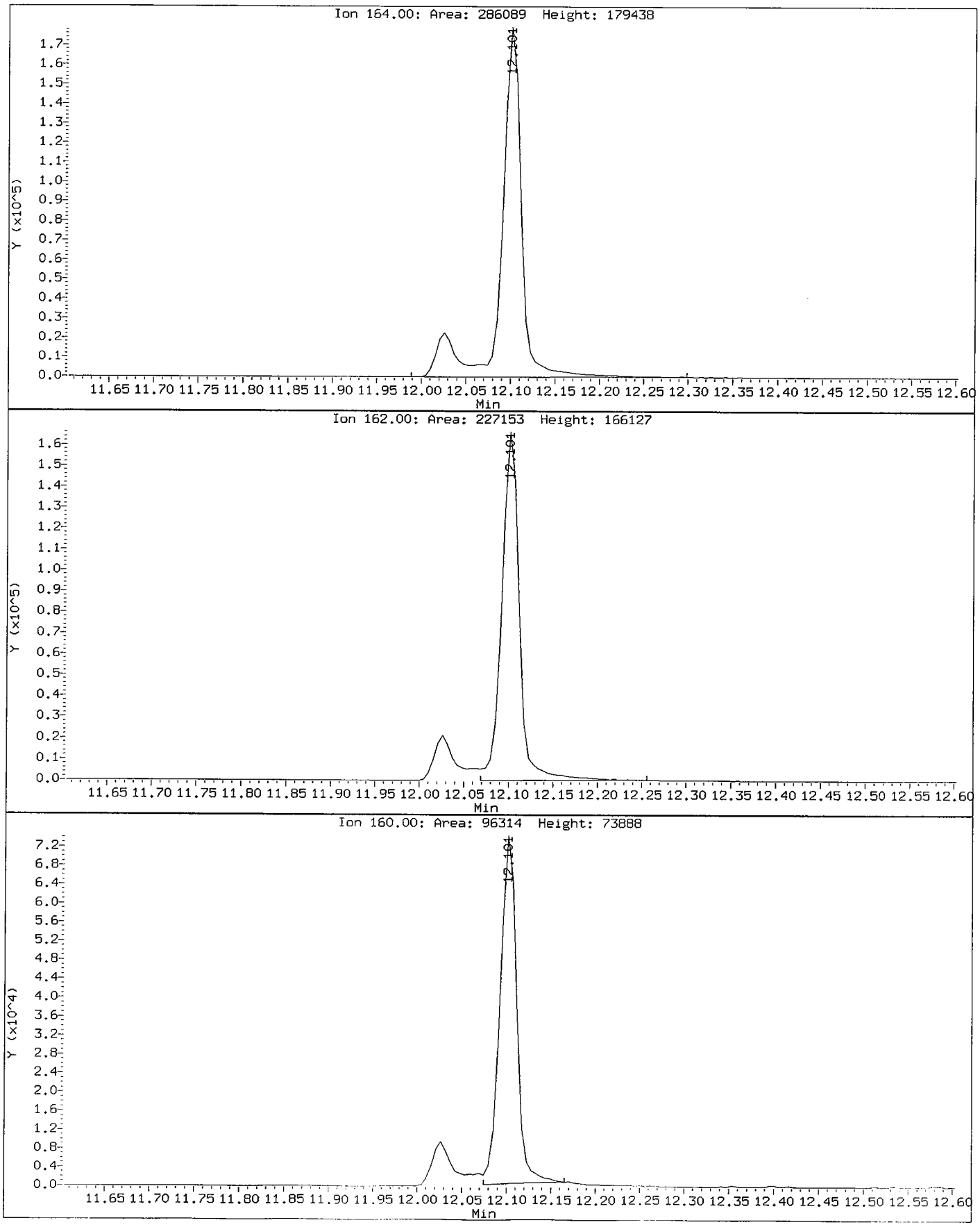

Data File: /chem1/nt6.i/20050729.b/ih29f.d
Injection Date: 29-JUL-2005 22:27
Instrument: nt6.i
Client Sample ID: AN-RI-SEDC-03C

Compound: 2,4,6-Tribromophenol
CAS Number: 118-79-6

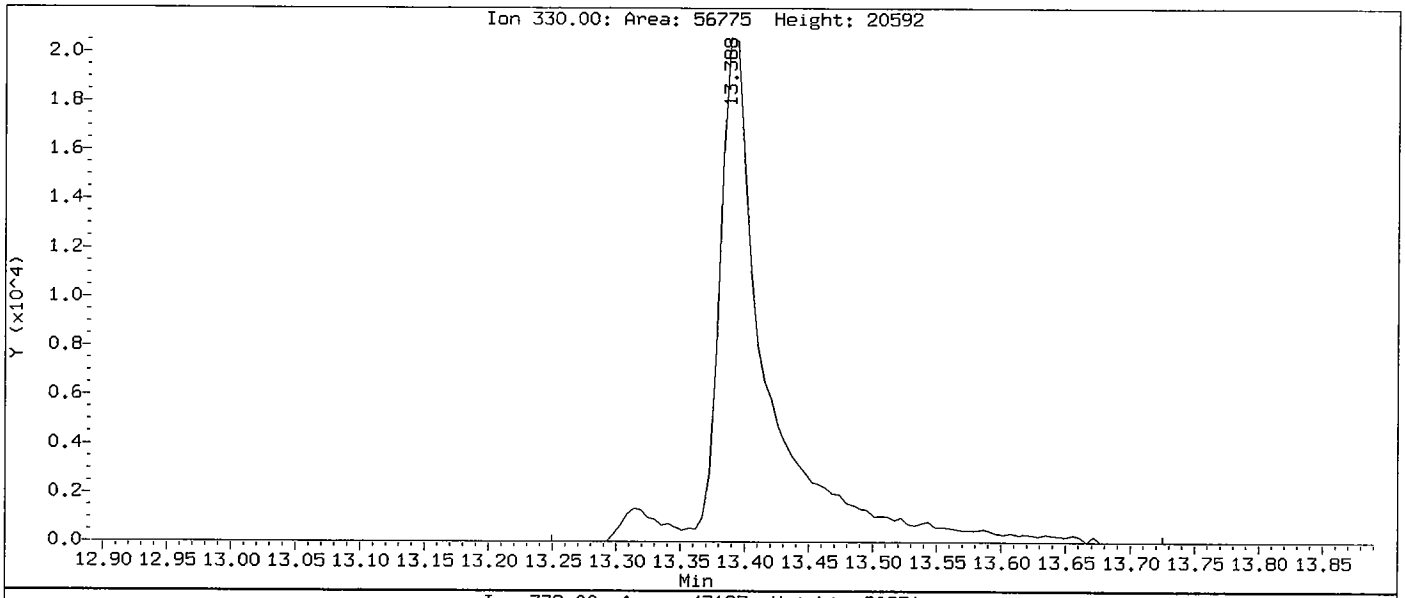

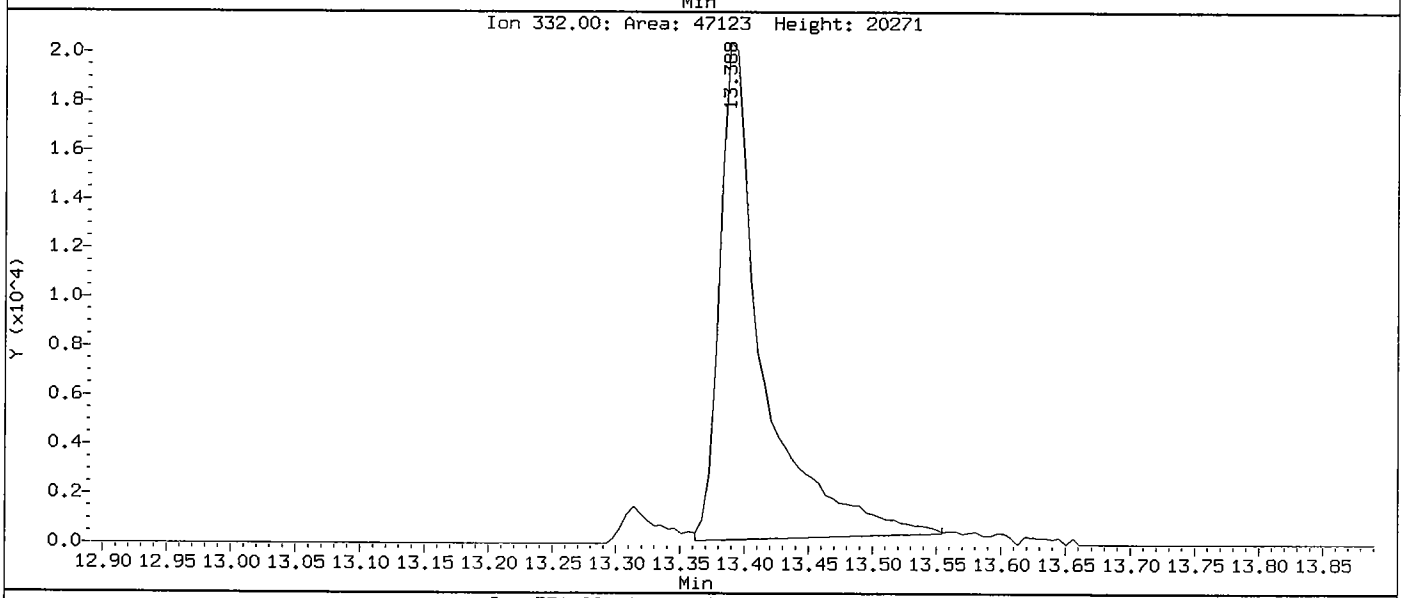

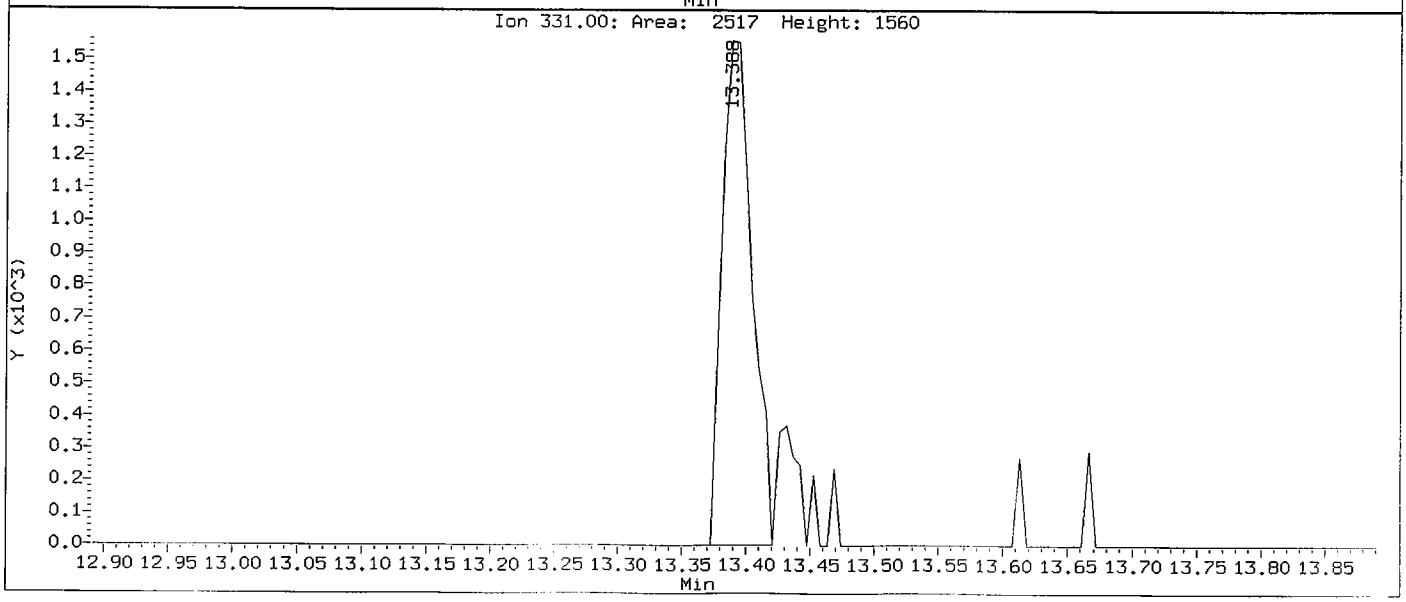

Data File: /chem1/nt6.i/20050729.b/ih29f.d
Injection Date: 29-JUL-2005 22:27
Instrument: nt6.i
Client Sample ID: AN-RI-SEDC-03C

Compound: Phenanthrene-d10
CAS Number:

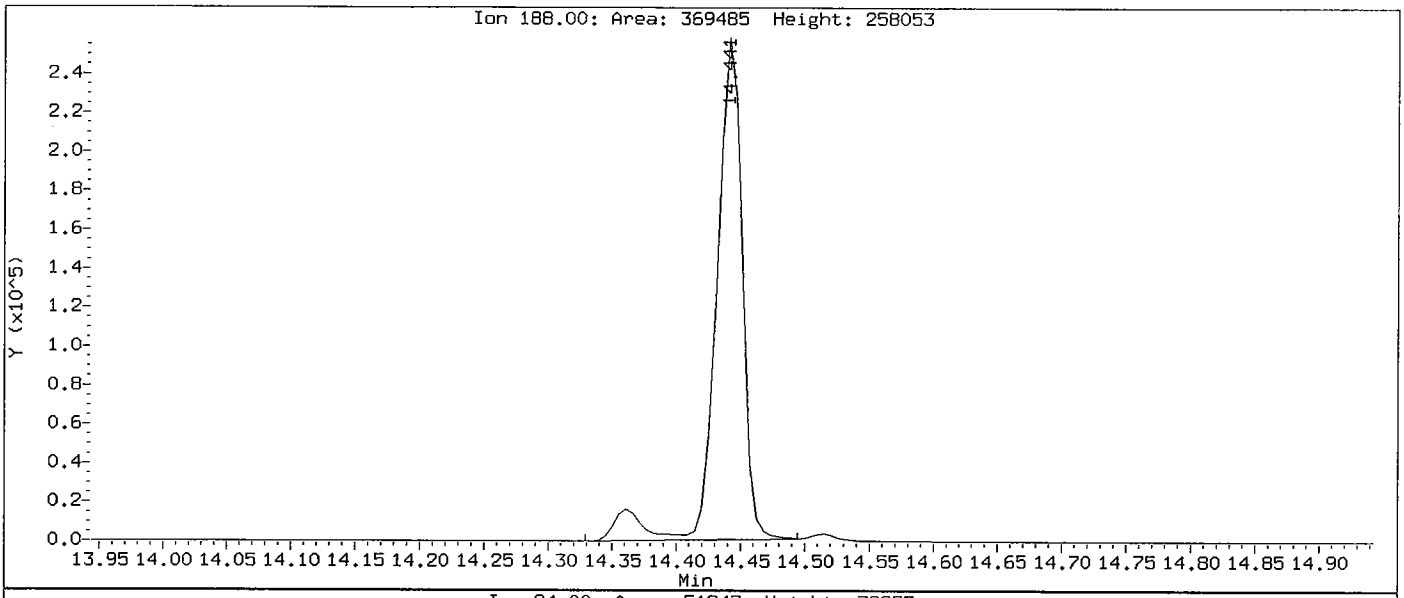

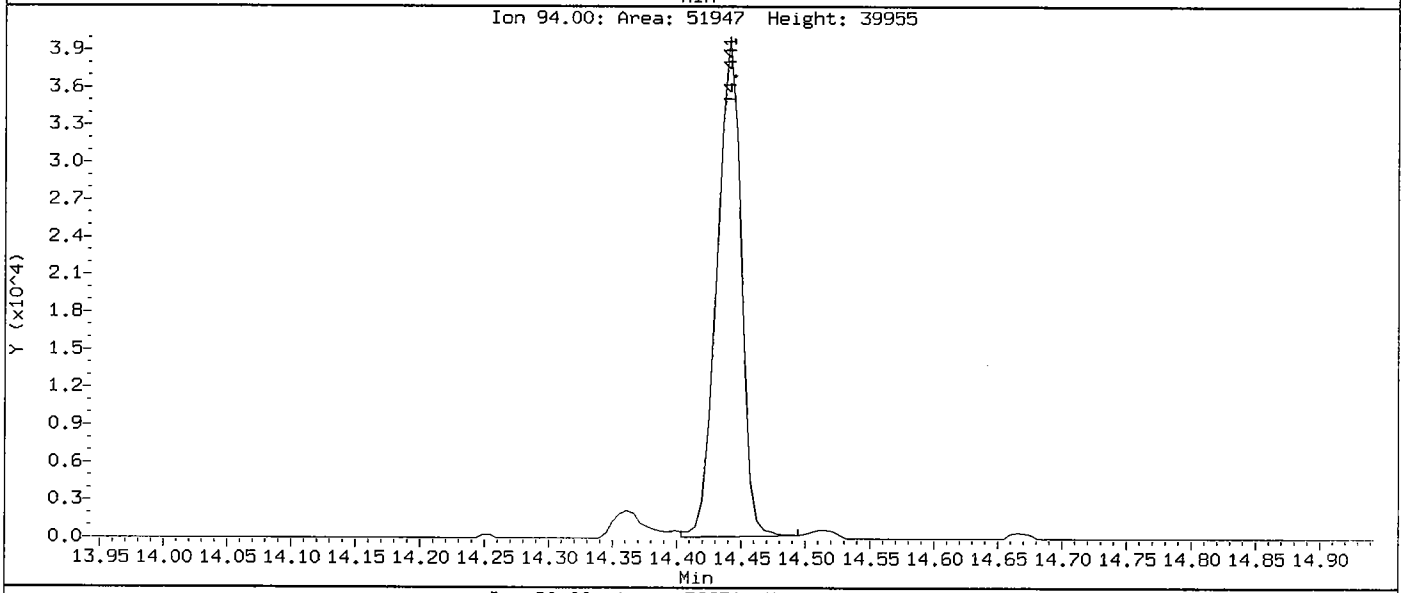

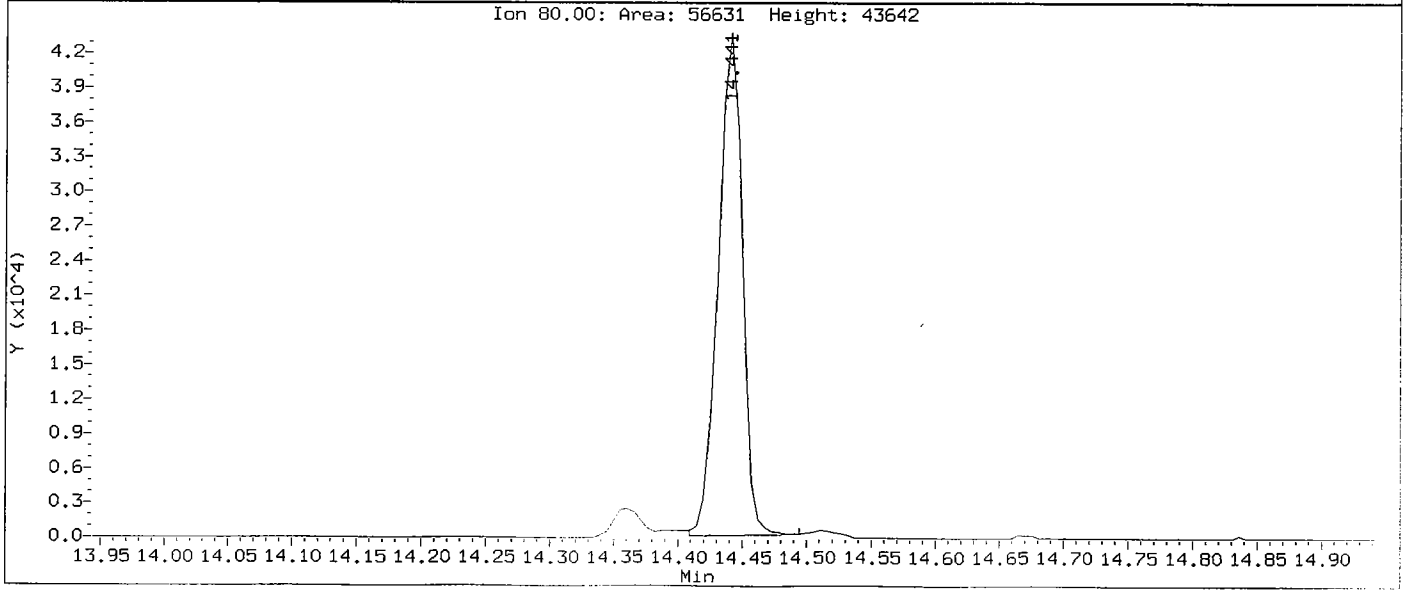

ANALYTICAL RESOURCES INCORPORATED

ORGANICS ANALYSIS DATA SHEET
PSDDA Semivolatiles by SW8270D GC/MS **Sample ID: AN-RI-SEDC-04A**
Page 1 of 1 **SAMPLE**

Lab Sample ID: IH29G
LIMS ID: 05-11909
Matrix: Sediment
Data Release Authorized:
Reported: 08/02/05

QC Report No: IH29-Anchor Environmental
Project: KC Former Scott Mill
00010501/T2
Date Sampled: 07/15/05
Date Received: 07/18/05

Date Extracted: 07/27/05
Date Analyzed: 08/01/05 16:45
Instrument/Analyst: NT6/LJR
GPC Cleanup: No

Sample Amount: 25.3 g-dry-wt
Final Extract Volume: 0.5 mL
Dilution Factor: 1.00
Percent Moisture: 36.9%
pH: 7.9

CAS Number	Analyte	RL	Result
108-95-2	Phenol	20	< 20 U
100-51-6	Benzyl Alcohol	20	< 20 U
95-48-7	2-Methylphenol	20	< 20 U
106-44-5	**4-Methylphenol**	**20**	**73**
67-72-1	Hexachloroethane	20	< 20 U
105-67-9	2,4-Dimethylphenol	20	< 20 U
65-85-0	Benzoic Acid	200	< 200 U
120-82-1	1,2,4-Trichlorobenzene	20	< 20 U
91-20-3	**Naphthalene**	**20**	**77**
87-68-3	Hexachlorobutadiene	20	< 20 U
91-57-6	2-Methylnaphthalene	20	< 20 U
131-11-3	Dimethylphthalate	20	< 20 U
208-96-8	Acenaphthylene	20	< 20 U
83-32-9	Acenaphthene	20	< 20 U
132-64-9	Dibenzofuran	20	< 20 U
84-66-2	Diethylphthalate	20	< 20 U
86-73-7	Fluorene	20	< 20 U
86-30-6	N-Nitrosodiphenylamine	20	< 20 U
87-86-5	Pentachlorophenol	99	< 99 U
85-01-8	**Phenanthrene**	**20**	**37**
120-12-7	Anthracene	20	< 20 U
84-74-2	Di-n-Butylphthalate	20	< 20 U
206-44-0	**Fluoranthene**	**20**	**46**
129-00-0	**Pyrene**	**20**	**40**
85-68-7	Butylbenzylphthalate	20	< 20 U
56-55-3	Benzo(a)anthracene	20	< 20 U
117-81-7	bis(2-Ethylhexyl)phthalate	20	< 20 U
218-01-9	Chrysene	20	< 20 U
117-84-0	Di-n-Octyl phthalate	20	< 20 U
205-99-2	Benzo(b)fluoranthene	20	< 20 U
207-08-9	Benzo(k)fluoranthene	20	< 20 U
50-32-8	Benzo(a)pyrene	20	< 20 U
193-39-5	Indeno(1,2,3-cd)pyrene	20	< 20 U
53-70-3	Dibenz(a,h)anthracene	20	< 20 U
191-24-2	Benzo(g,h,i)perylene	20	< 20 U

Reported in µg/kg (ppb)

Semivolatile Surrogate Recovery

d5-Nitrobenzene	66.4%	2-Fluorobiphenyl	65.6%
d14-p-Terphenyl	59.6%	d4-1,2-Dichlorobenzene	55.2%
d5-Phenol	67.2%	2-Fluorophenol	62.4%
2,4,6-Tribromophenol	71.5%	d4-2-Chlorophenol	68.3%

Analytical Resources, Inc.

Semivolatile Report SW846 Method 8270C

Data file : /chem1/nt6.i/20050801.b/ih29g2.d
Lab Smp Id: IH29G Client Smp ID: AN-RI-SEDC-04A
Inj Date : 01-AUG-2005 16:45
Operator : LJR/VS Inst ID: nt6.i
Smp Info : IH29G
Misc Info : 05-11909
Comment : 1ul Injection
Method : /chem1/nt6.i/20050801.b/SW846.m
Meth Date : 02-Aug-2005 12:12 jeff Quant Type: ISTD
Cal Date : 18-JUL-2005 15:41 Cal File: 0800718.d
Als bottle: 3
Dil Factor: 1.00000
Integrator: HP RTE Compound Sublist: PSDDA.sub
Target Version: 3.50

LJR 8/17/05

Concentration Formula: Amt * DF * Vt/(Ws * (100 - M)/100) * CpndVariable

Name	Value	Description
DF	1.00000	Dilution Factor
Vt	500.00000	Volume of final extract (uL)
Ws	40.00000	Weight of sample extracted (g)
M	36.90000	% Moisture

Cpnd Variable Local Compound Variable

	Compounds	QUANT SIG MASS	RT	EXP RT	REL RT	RESPONSE	CONCENTRATIONS ON-COLUMN (ug/mL)	FINAL (ug/kg)
$ 1	2-Fluorophenol	112	5.294	5.266	(0.739)	215922	23.3766	463.1
$ 2	Phenol-d5	99	6.838	6.832	(0.954)	270105	25.1607	498.4(M)
3	Phenol	94	Compound Not Detected.					
$ 5	2-Chlorophenol-d4	132	6.886	6.885	(0.961)	217563	25.5559	506.3(M)
4	Bis(2-Chloroethyl)ether	93	Compound Not Detected.					
6	2-Chlorophenol	128	Compound Not Detected.					
7	1,3-Dichlorobenzene	146	Compound Not Detected.					
* 8	1,4-Dichlorobenzene-d4	152	7.164	7.168	(1.000)	130781	20.0000	(M)
9	1,4-Dichlorobenzene	146	Compound Not Detected.					
$ 10	1,2-Dichlorobenzene-d4	152	7.458	7.462	(1.041)	76275	13.7529	272.4(M)
12	1,2-Dichlorobenzene	146	Compound Not Detected.					
11	Benzyl alcohol	108	Compound Not Detected.					
14	2,2'-oxybis(1-Chloropropane)	45	Compound Not Detected.					
13	2-Methylphenol	108	Compound Not Detected.					
17	Hexachloroethane	117	Compound Not Detected.					

	Compounds	QUANT SIG MASS	RT	EXP RT	REL RT	RESPONSE	CONCENTRATIONS ON-COLUMN (ug/mL)	FINAL (ug/kg)
16	N-Nitroso-di-n-propylamine	70	Compound Not Detected.					
15	4-Methylphenol	108	8.003	7.996	(1.117)	30127	3.68149	72.93(M)
$ 18	Nitrobenzene-d5	82	8.109	8.119	(0.882)	173525	16.6022	328.9(M)
19	Nitrobenzene	77	Compound Not Detected.					
20	Isophorone	82	Compound Not Detected.					
21	2-Nitrophenol	139	Compound Not Detected.					
22	2,4-Dimethylphenol	107	Compound Not Detected.					
23	Bis(2-Chloroethoxy)methane	93	Compound Not Detected.					
24	Benzoic acid	105	Compound Not Detected.					
25	2,4-Dichlorophenol	162	Compound Not Detected.					
26	1,2,4-Trichlorobenzene	180	Compound Not Detected.					
* 27	Naphthalene-d8	136	9.194	9.198	(1.000)	453743	20.0000	(M)
28	Naphthalene	128	9.221	9.230	(1.003)	101137	3.90252	77.31(M)
29	4-Chloroaniline	127	Compound Not Detected.					
30	Hexachlorobutadiene	225	Compound Not Detected.					
31	4-Chloro-3-methylphenol	107	Compound Not Detected.					
32	2-Methylnaphthalene	141	Compound Not Detected.					
33	Hexachlorocyclopentadiene	237	Compound Not Detected.					
34	2,4,6-Trichlorophenol	196	Compound Not Detected.					
35	2,4,5-Trichlorophenol	196	Compound Not Detected.					
$ 36	2-Fluorobiphenyl	172	10.978	10.983	(0.914)	260360	16.7638	324.2(M)
37	2-Chloronaphthalene	162	Compound Not Detected.					
38	2-Nitroaniline	65	Compound Not Detected.					
39	Dimethylphthalate	163	Compound Not Detected.					
40	Acenaphthylene	152	Compound Not Detected.					
41	2,6-Dinitrotoluene	165	Compound Not Detected.					
* 42	Acenaphthene-d10	164	12.014	12.019	(1.000)	237196	20.0000	(M)
43	3-Nitroaniline	138	Compound Not Detected.					
44	Acenaphthene	153	Compound Not Detected.					
45	2,4-Dinitrophenol	184	Compound Not Detected.					
46	Dibenzofuran	168	Compound Not Detected.					
47	4-Nitrophenol	109	Compound Not Detected.					
48	2,4-Dinitrotoluene	165	Compound Not Detected.					
50	Diethylphthalate	149	Compound Not Detected.					
49	Fluorene	166	Compound Not Detected.					
51	4-Chlorophenyl-phenylether	204	Compound Not Detected.					
52	4-Nitroaniline	138	Compound Not Detected.					
53	4,6-Dinitro-2-methylphenol	198	Compound Not Detected.					
54	N-Nitrosodiphenylamine	169	Compound Not Detected.					
$ 55	2,4,6-Tribromophenol	330	13.302	13.306	(1.107)	42677	26.7502	529.9
56	4-Bromophenyl-phenylether	248	Compound Not Detected.					
57	Hexachlorobenzene	284	Compound Not Detected.					
58	Pentachlorophenol	266	Compound Not Detected.					
* 59	Phenanthrene-d10	188	14.354	14.353	(1.000)	303966	20.0000	
60	Phenanthrene	178	14.386	14.391	(1.002)	34109	1.84991	36.65(M)
61	Anthracene	178	Compound Not Detected.					
62	Carbazole	167	Compound Not Detected.					

	Compounds	QUANT SIG MASS	RT	EXP RT	REL RT	RESPONSE	CONCENTRATIONS ON-COLUMN (ug/mL)	CONCENTRATIONS FINAL (ug/kg)
63	Di-n-butylphthalate	149	Compound Not Detected.					
64	Fluoranthene	202	16.304	16.303	(1.136)	42143	2.30463	45.65
65	Pyrene	202	16.646	16.651	(0.893)	45441	2.00476	39.71
$ 66	Terphenyl-d14	244	16.993	16.987	(0.912)	209090	14.8703	294.6
67	Butylbenzylphthalate	149	Compound Not Detected.					
68	Benzo(a)anthracene	228	Compound Not Detected.					
* 69	Chrysene-d12	240	18.633	18.622	(1.000)	261492	20.0000	
70	3,3'-Dichlorobenzidine	252	Compound Not Detected.					
71	Chrysene	228	Compound Not Detected.					
72	bis(2-Ethylhexyl)phthalate	149	Compound Not Detected.					
* 134	Di-n-octylphthalate-d4	153	19.809	19.786	(1.000)	525557	20.0000	
73	Di-n-octylphthalate	149	Compound Not Detected.					
74	Benzo(b)fluoranthene	252	Compound Not Detected.					
75	Benzo(k)fluoranthene	252	Compound Not Detected.					
76	Benzo(a)pyrene	252	Compound Not Detected.					
* 77	Perylene-d12	264	20.781	20.753	(1.000)	304766	20.0000	
78	Indeno(1,2,3-cd)pyrene	276	Compound Not Detected.					
79	Dibenzo(a,h)anthracene	278	Compound Not Detected.					
80	Benzo(g,h,i)perylene	276	Compound Not Detected.					

QC Flag Legend

M - Compound response manually integrated.

Analytical Resources, Inc.

INTERNAL STANDARD COMPOUNDS
AREA AND RT SUMMARY

Instrument ID: nt6.i
Lab File ID: ih29g2.d
Lab Smp Id: IH29G
Analysis Type: SV
Quant Type: ISTD
Operator: LJR/VS
Method File: /chem1/nt6.i/20050801.b/SW846.m
Misc Info: 05-11909

Calibration Date: 01-AUG-2005
Calibration Time: 15:03
Client Smp ID: AN-RI-SEDC-04A
Level: LOW
Sample Type: Sediment

		AREA LIMIT			
COMPOUND	STANDARD	LOWER	UPPER	SAMPLE	%DIFF
8 1,4-Dichlorobenze	134662	67331	269324	130781	-2.88
27 Naphthalene-d8	478580	239290	957160	453743	-5.19
42 Acenaphthene-d10	261164	130582	522328	237196	-9.18
59 Phenanthrene-d10	368195	184098	736390	303966	-17.44
69 Chrysene-d12	267475	133738	534950	261492	-2.24
134 Di-n-octylphthala	494628	247314	989256	525557	6.25
77 Perylene-d12	300548	150274	601096	304766	1.40

		RT LIMIT			
COMPOUND	STANDARD	LOWER	UPPER	SAMPLE	%DIFF
8 1,4-Dichlorobenze	7.17	6.67	7.67	7.16	-0.06
27 Naphthalene-d8	9.20	8.70	9.70	9.19	-0.05
42 Acenaphthene-d10	12.02	11.52	12.52	12.01	-0.04
59 Phenanthrene-d10	14.35	13.85	14.85	14.35	0.01
69 Chrysene-d12	18.62	18.12	19.12	18.63	0.06
134 Di-n-octylphthala	19.79	19.29	20.29	19.81	0.11
77 Perylene-d12	20.75	20.25	21.25	20.78	0.13

AREA UPPER LIMIT = +100% of internal standard area.
AREA LOWER LIMIT = - 50% of internal standard area.
RT UPPER LIMIT = + 0.50 minutes of internal standard RT.
RT LOWER LIMIT = - 0.50 minutes of internal standard RT.

Analytical Resources, Inc.

RECOVERY REPORT

Client Name: ANCHOR
Sample Matrix: SOLID
Lab Smp Id: IH29G
Level: LOW
Data Type: MS DATA
SpikeList File: SONICMS.spk
Sublist File: PSDDA.sub
Method File: /chem1/nt6.i/20050801.b/SW846.m
Misc Info: 05-11909

Client SDG: IH29
Fraction: SV
Client Smp ID: AN-RI-SEDC-04A
Operator: LJR/VS
SampleType: SAMPLE
Quant Type: ISTD

SURROGATE COMPOUND	CONC ADDED ug/kg	CONC RECOVERED ug/kg	% RECOVERED	LIMITS
$ 1 2-Fluorophenol	742.9	463.1	62.34	24-112
$ 2 Phenol-d5	742.9	498.4	67.10	29-109
$ 5 2-Chlorophenol-d4	742.9	506.3	68.15	34-101
$ 10 1,2-Dichlorobenzen	495.2	272.4	55.01	30-84
$ 18 Nitrobenzene-d5	495.2	328.9	66.41	28-103
$ 36 2-Fluorobiphenyl	495.2	324.2	65.46	33-104
$ 55 2,4,6-Tribromophen	742.9	529.9	71.33	27-134
$ 66 Terphenyl-d14	495.2	294.6	59.48	31-120

Data File: /chem1/nt6.i/20050801.b/ih29g2.d
Date : 01-AUG-2005 16:45
Client ID: AN-RI-SEDC-04A
Sample Info: IH29G
Volume Injected (uL): 1.0
Column phase: RTX-5

Instrument: nt6.i
Operator: LJR/VS
Column diameter: 0.32

000232

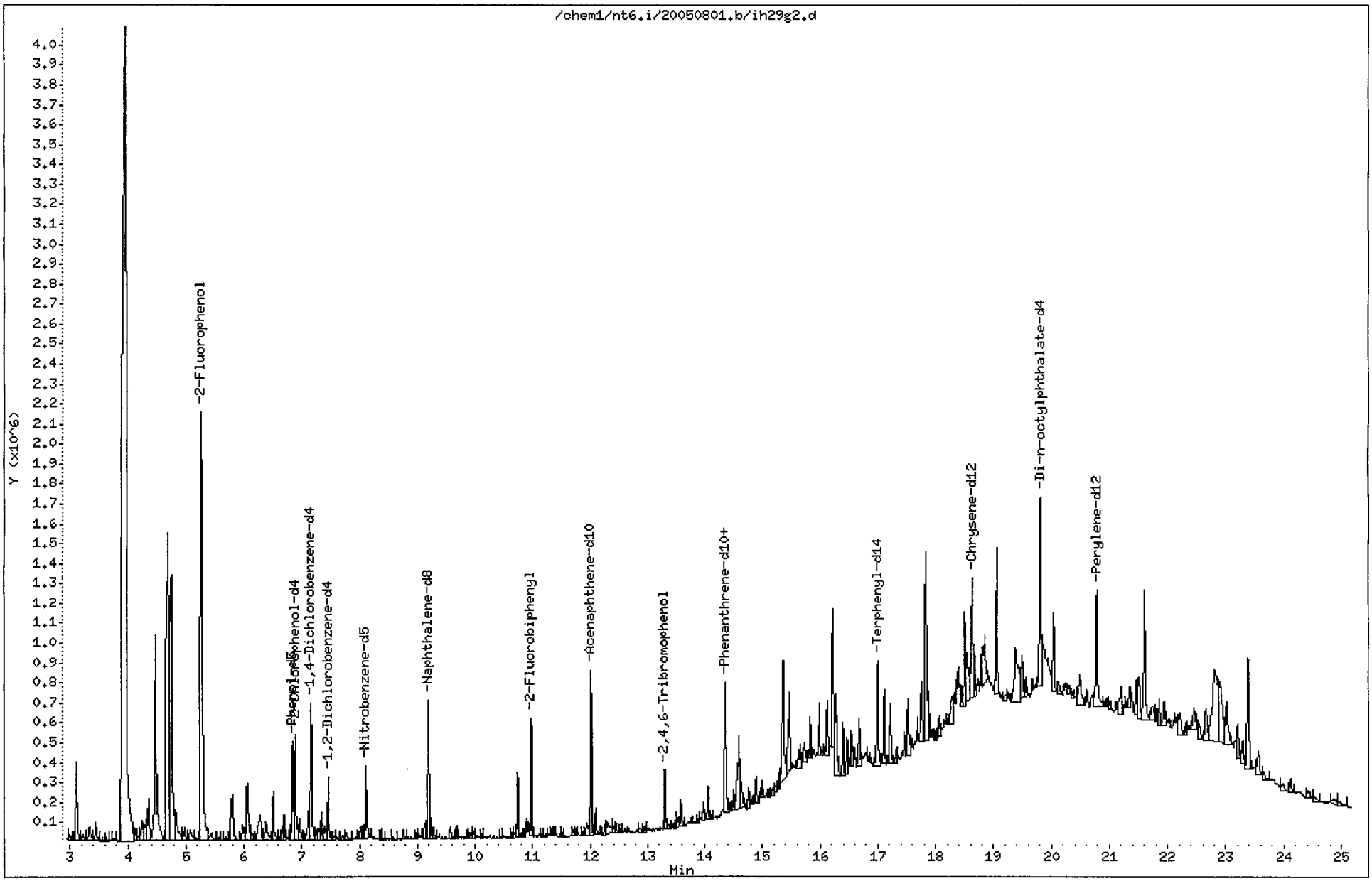

Data File: /chem1/nt6.i/20050801.b/ih29g2.d

Date : 01-AUG-2005 16:45

Client ID: AN-RI-SEDC-04A

Instrument: nt6.i

Sample Info: IH29G

Volume Injected (uL): 1.0

Operator: LJR/VS

Column phase: RTX-5

Column diameter: 0.32

15 4-Methylphenol

Concentration: 72.93 ug/kg

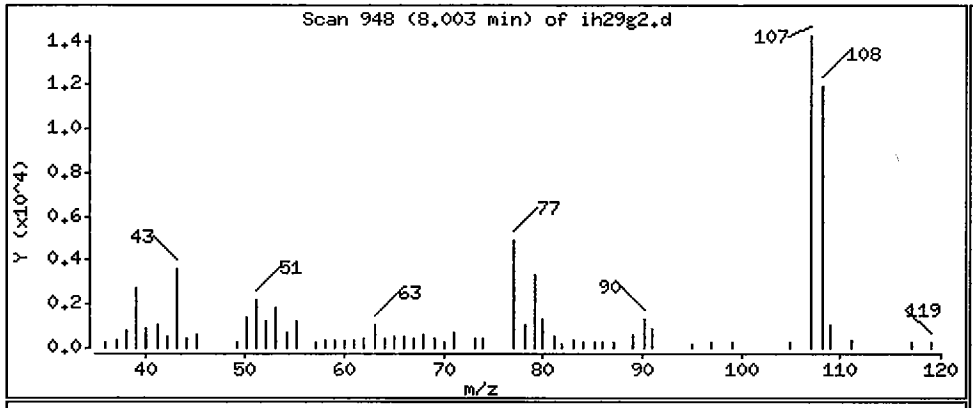

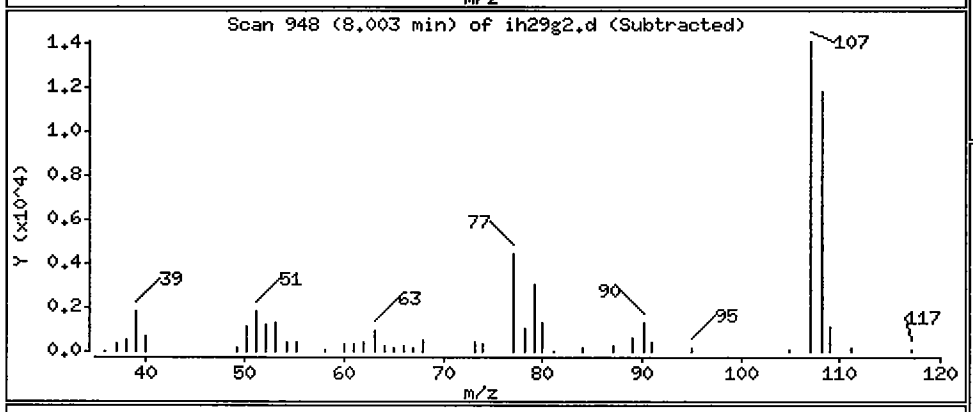

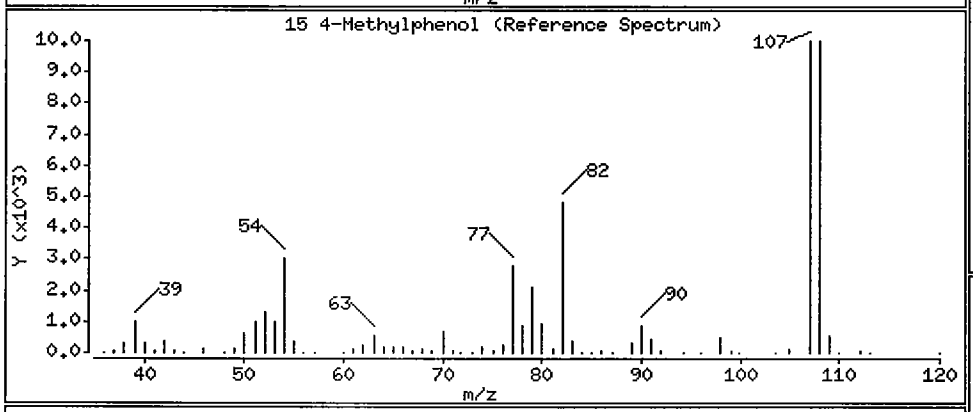

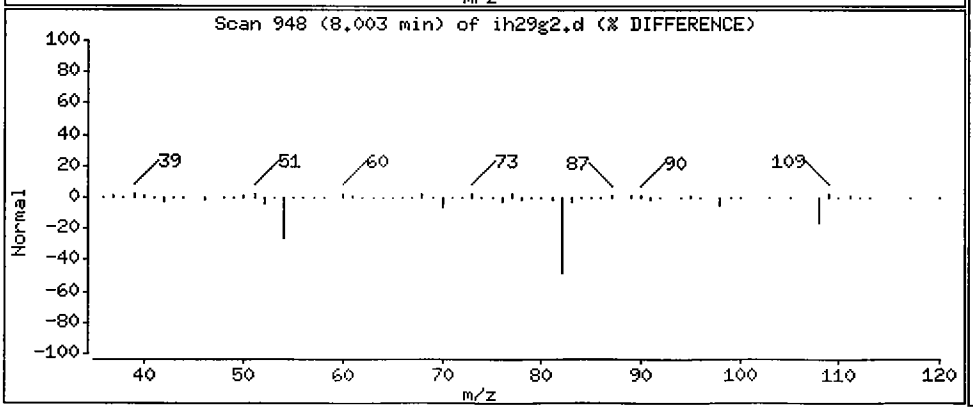

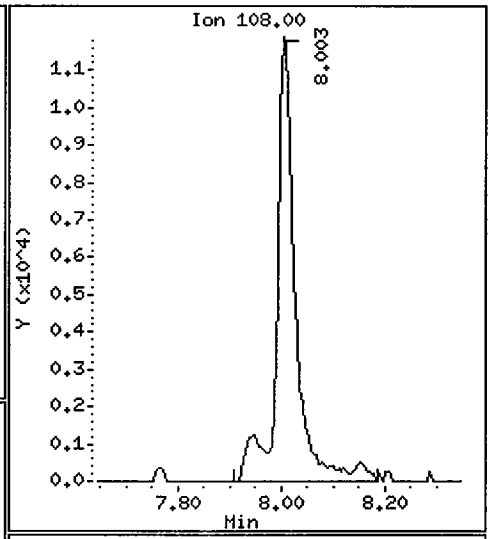

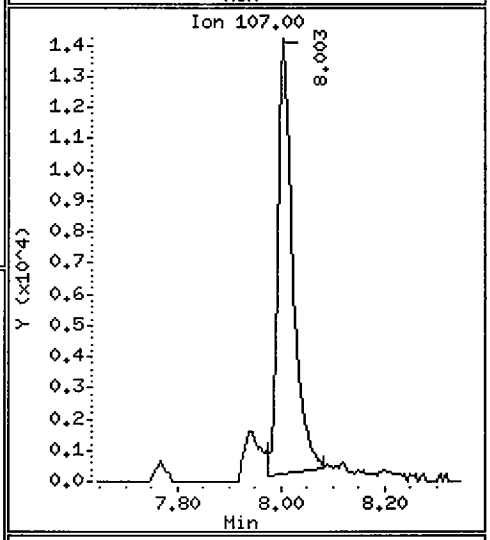

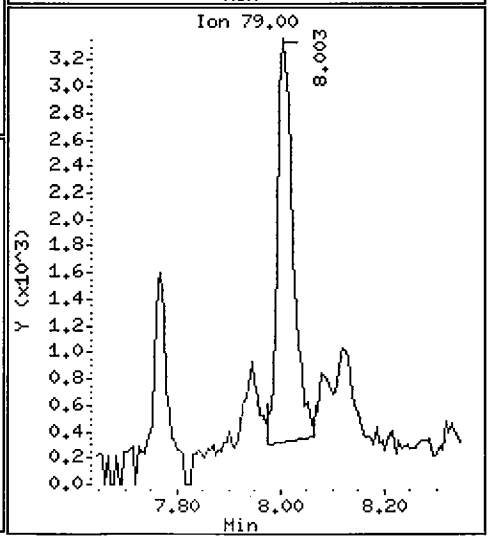

Data File: /chem1/nt6.i/20050801.b/ih29g2.d

Date : 01-AUG-2005 16:45

Client ID: AN-RI-SEDC-04A

Instrument: nt6.i

Sample Info: IH29G

Volume Injected (uL): 1.0

Operator: LJR/VS

Column phase: RTX-5

Column diameter: 0.32

28 Naphthalene

Concentration: 77.31 ug/kg

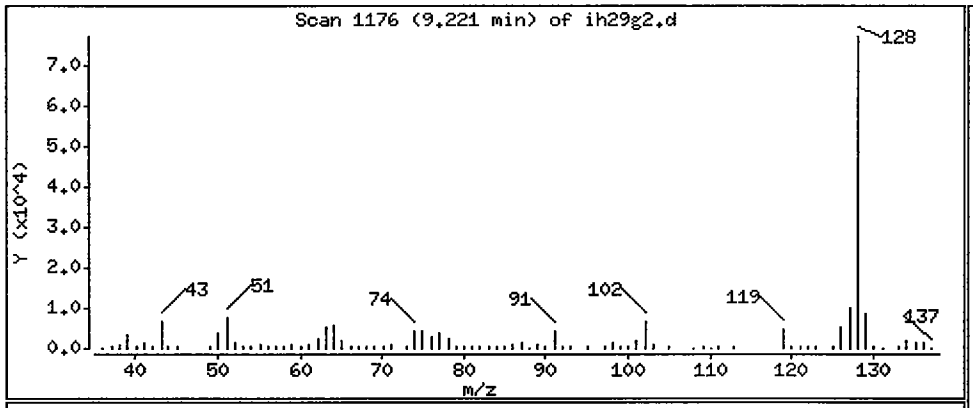

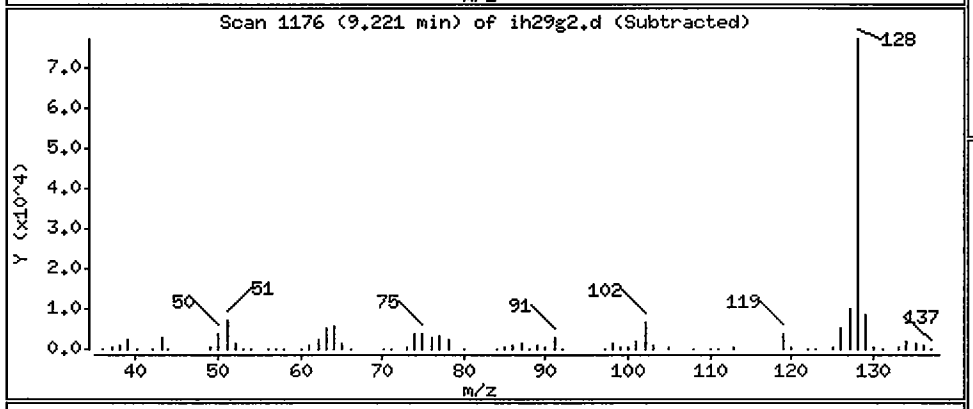

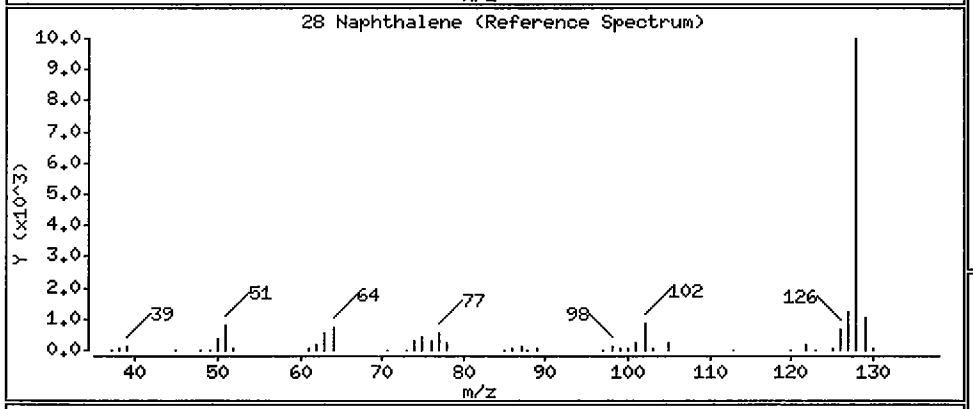

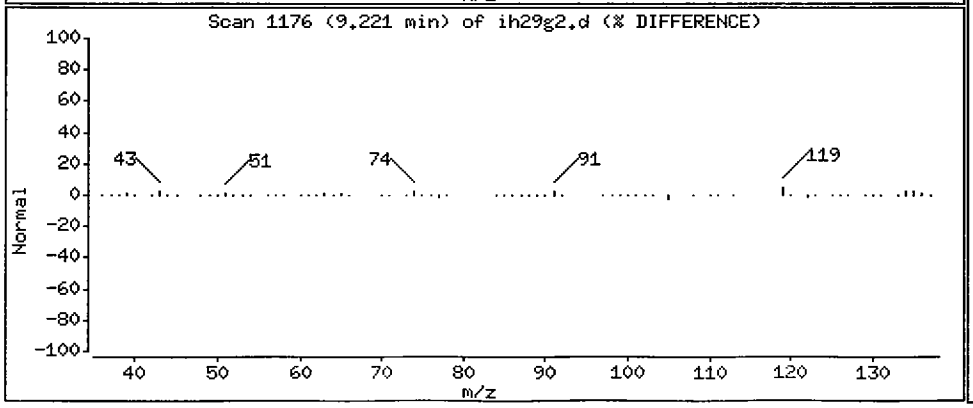

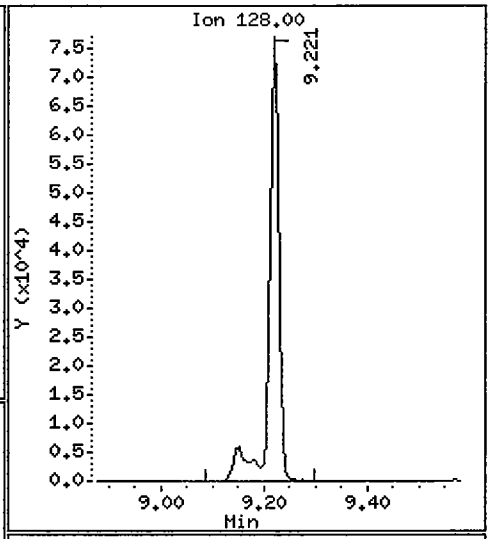

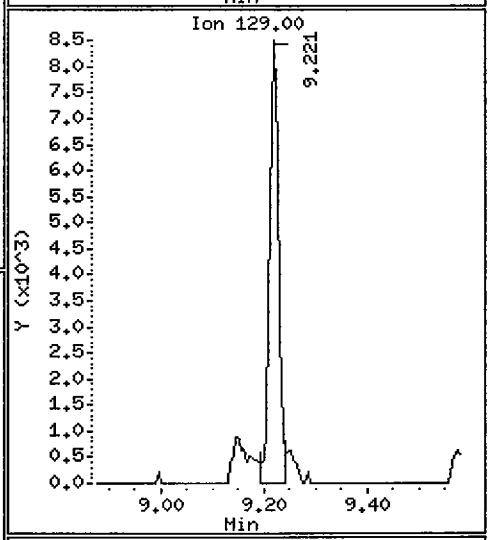

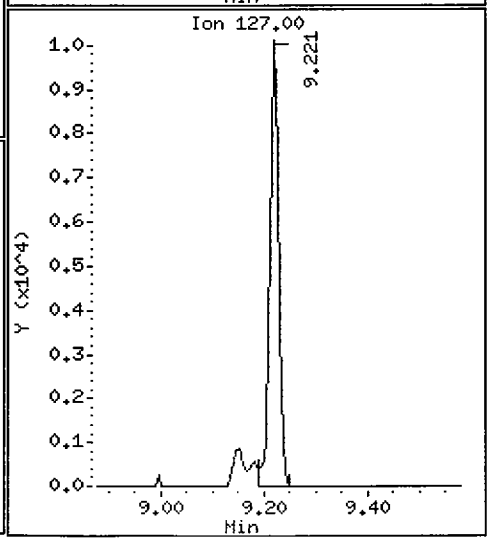

Data File: /chem1/nt6.i/20050801.b/ih29g2.d

Date : 01-AUG-2005 16:45

Client ID: AN-RI-SEDC-04A

Instrument: nt6.i

Sample Info: IH29G

Volume Injected (uL): 1.0

Operator: LJR/VS

Column phase: RTX-5

Column diameter: 0.32

60 Phenanthrene

Concentration: 36.65 ug/kg

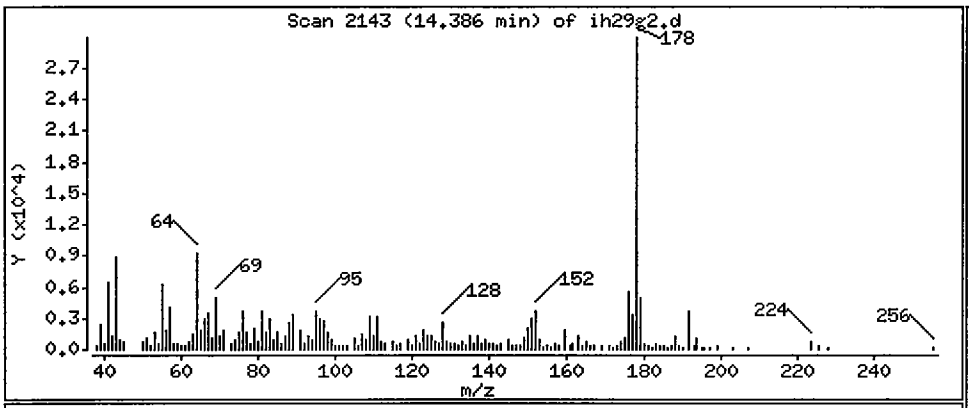

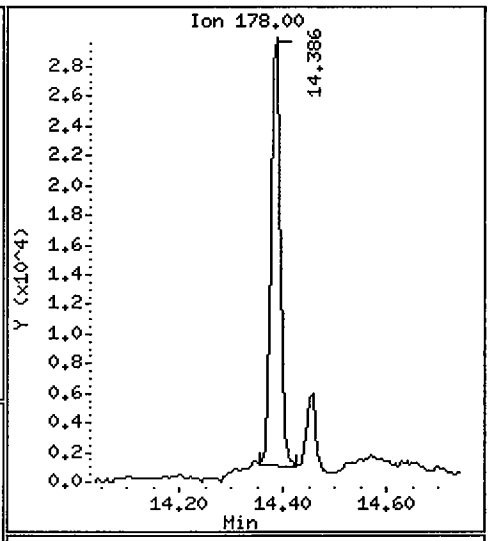

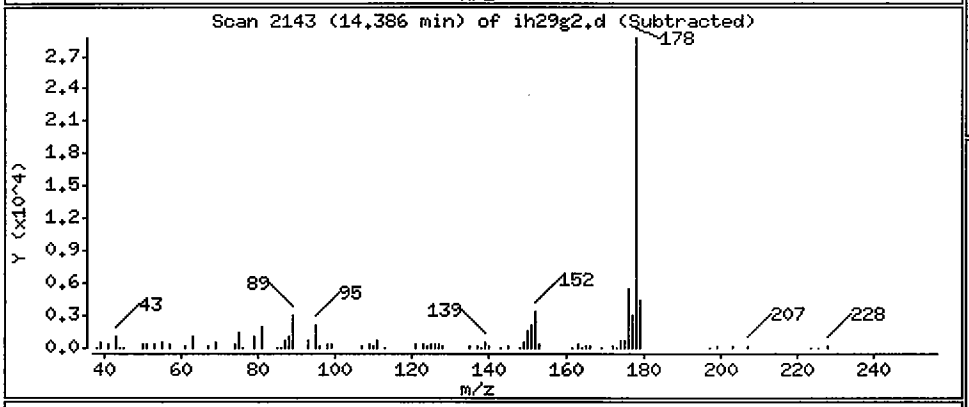

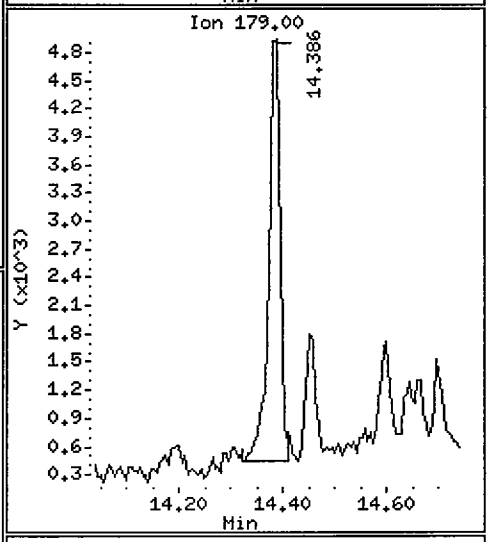

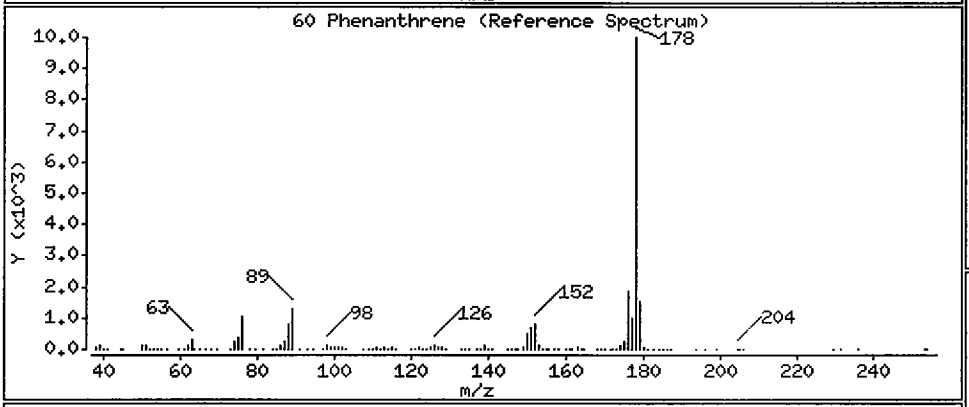

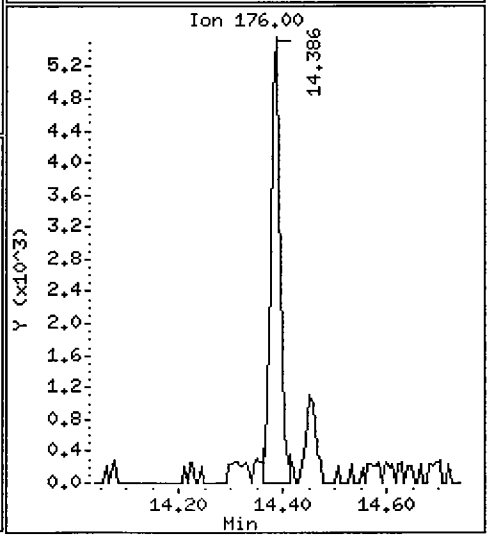

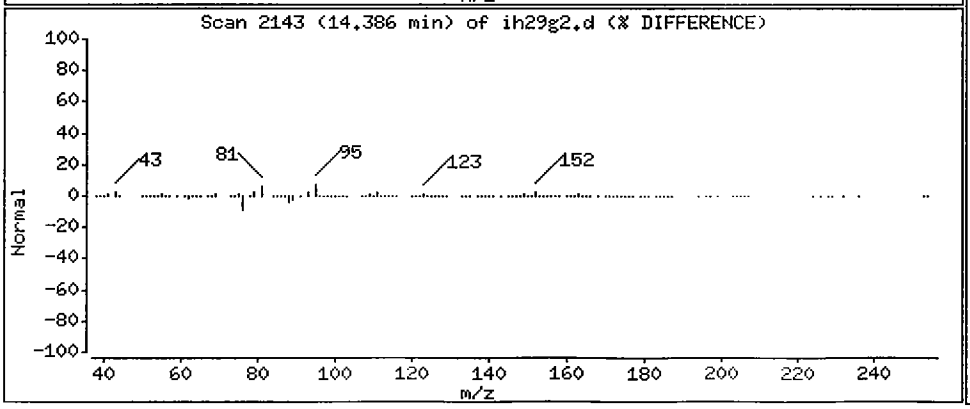

Data File: /chem1/nt6.i/20050801.b/ih29g2.d

Date : 01-AUG-2005 16:45

Client ID: AN-RI-SEDC-04A

Instrument: nt6.i

Sample Info: IH29G

Volume Injected (uL): 1.0

Operator: LJR/VS

Column phase: RTX-5

Column diameter: 0.32

64 Fluoranthene

Concentration: 45.65 ug/kg

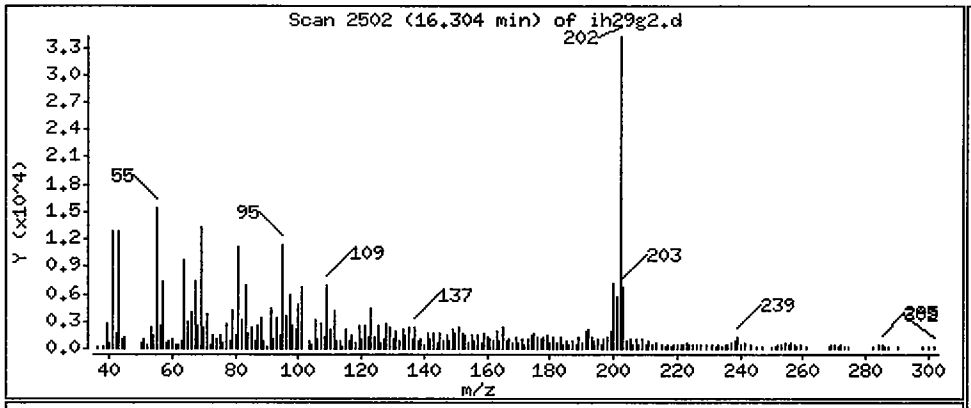

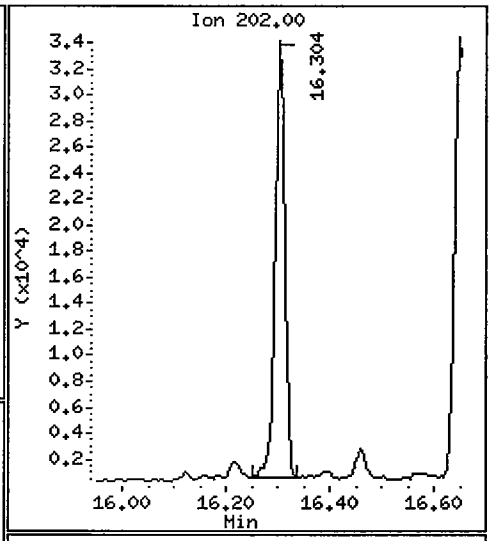

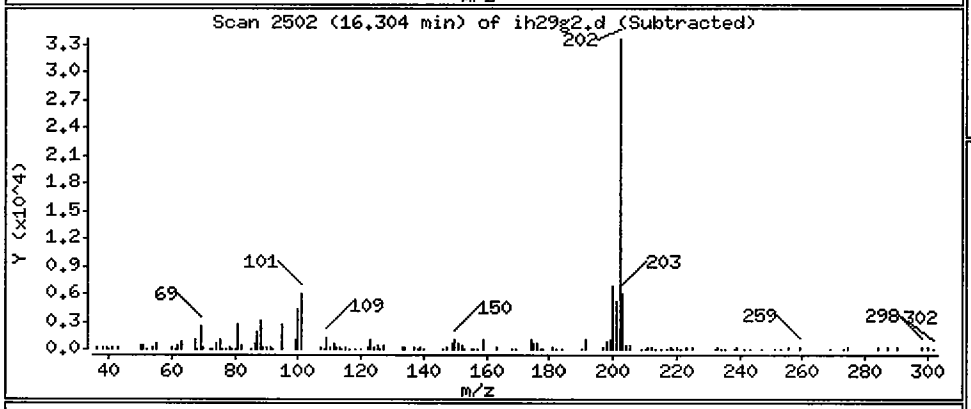

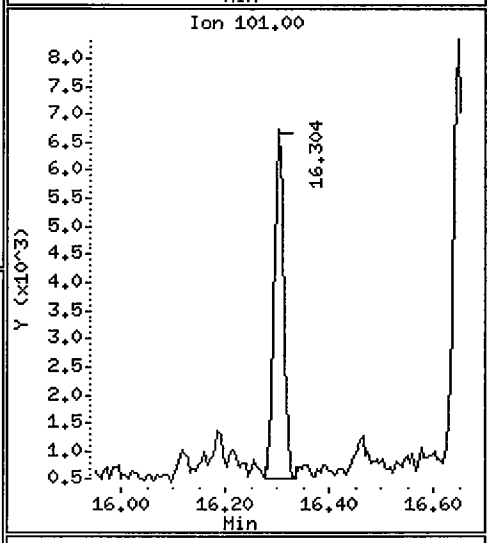

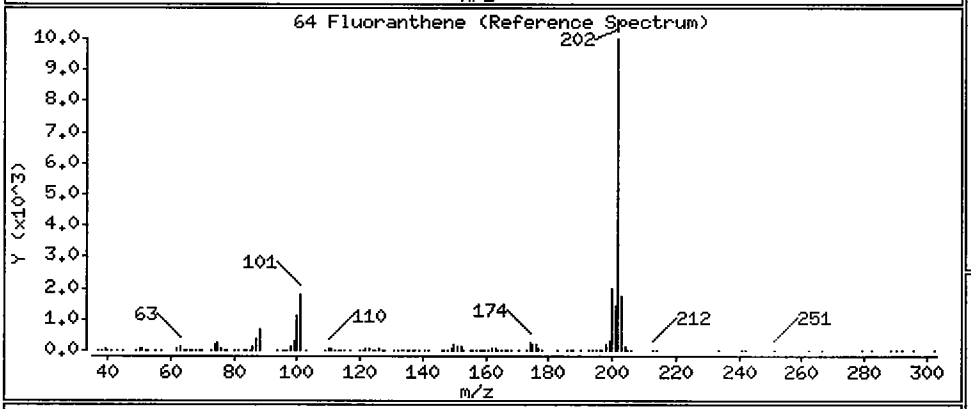

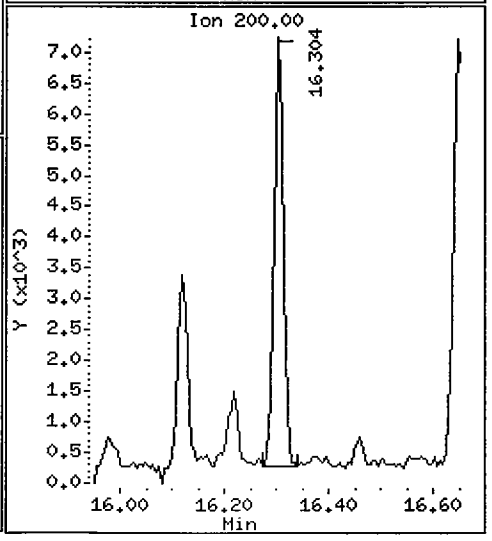

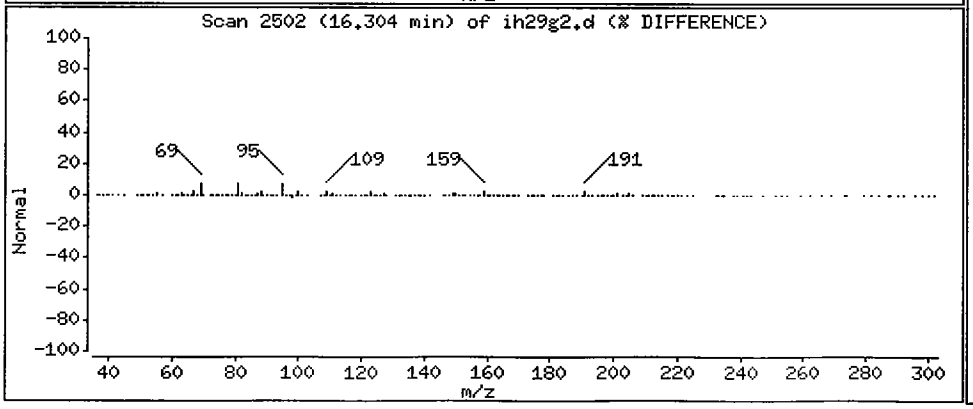

Data File: /chem1/nt6.i/20050801.b/ih29g2.d

Date : 01-AUG-2005 16:45

Client ID: AN-RI-SEDC-04A

Instrument: nt6.i

Sample Info: IH29G

Volume Injected (uL): 1.0

Operator: LJR/VS

Column phase: RTX-5

Column diameter: 0.32

65 Pyrene

Concentration: 39.71 ug/kg

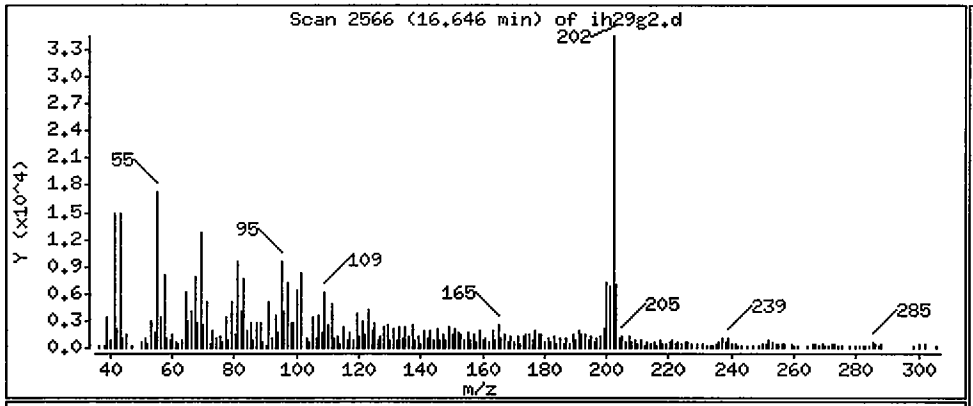

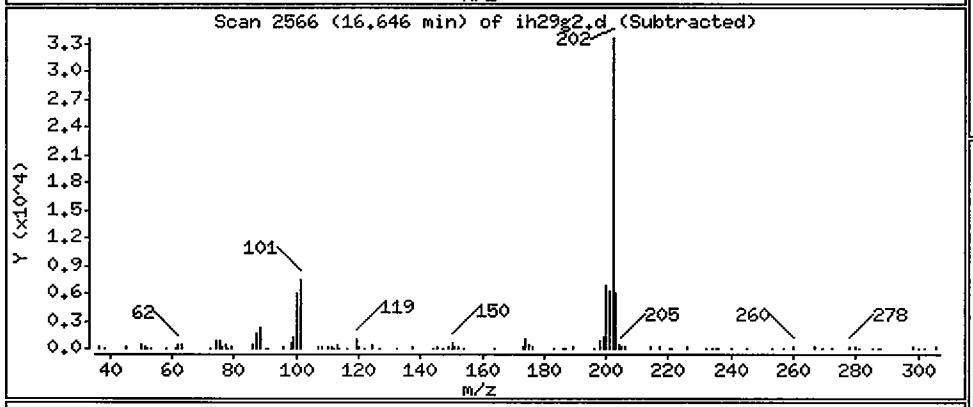

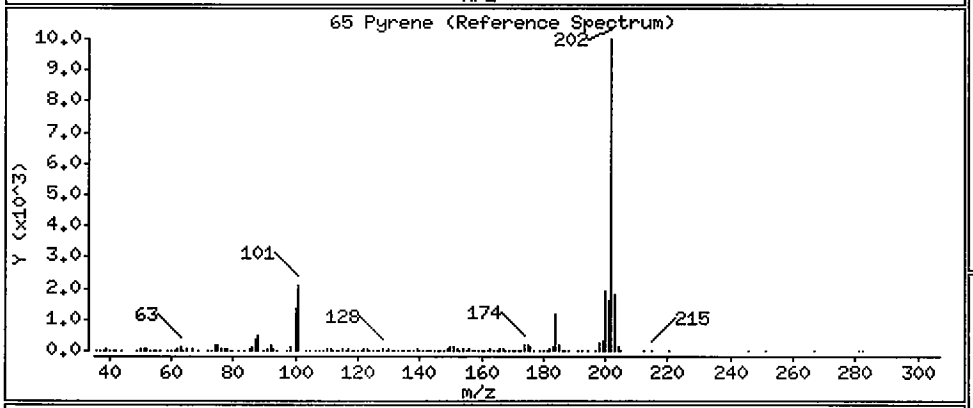

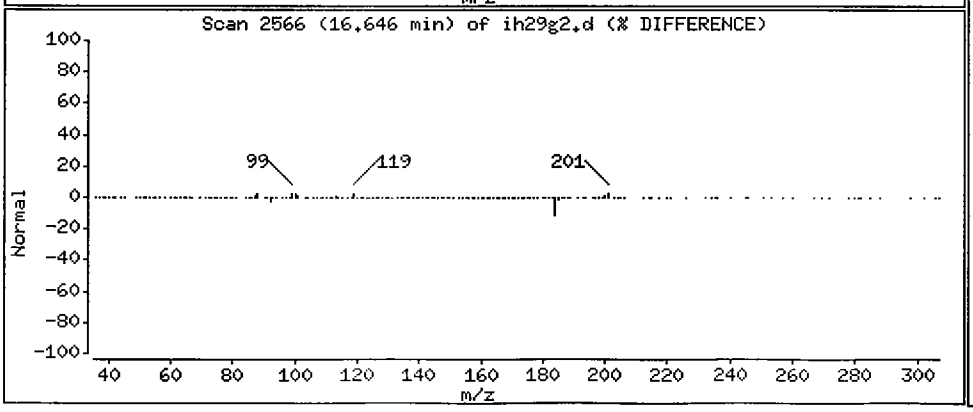

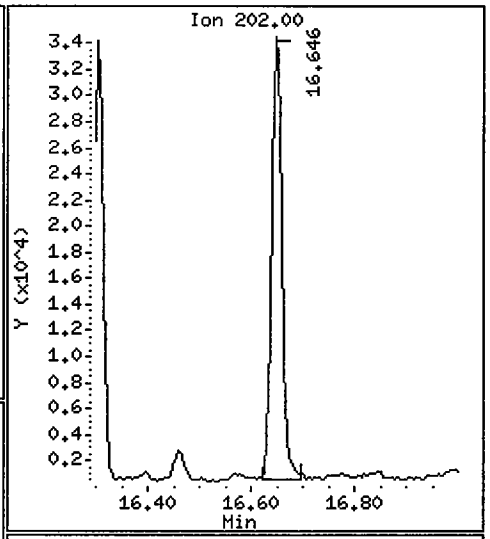

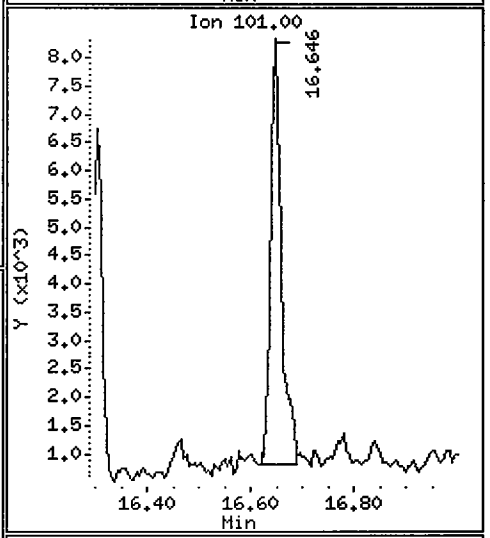

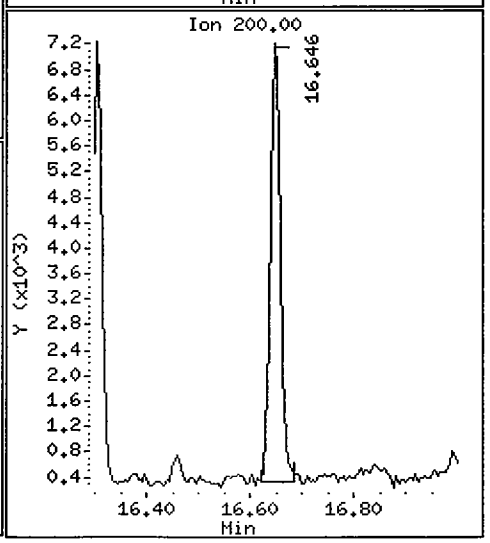

Data File: /chem1/nt6.i/20050801.b/ih29g2.d
Injection Date: 01-AUG-2005 16:45
Instrument: nt6.i
Client Sample ID: AN-RI-SEDC-04A

Compound: Phenol-d5
CAS Number:

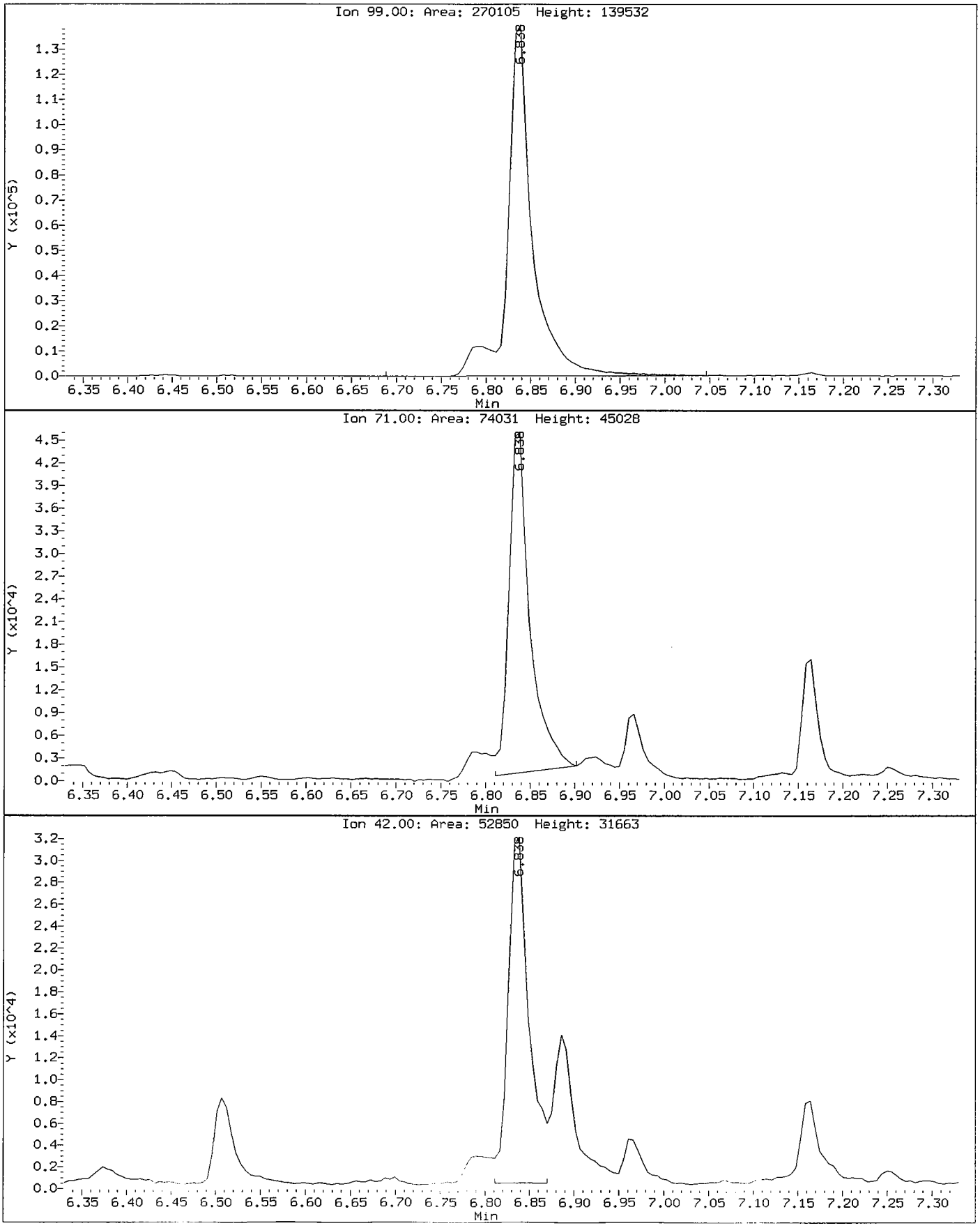

Data File: /chem1/nt6.i/20050801.b/ih29g2.d
Injection Date: 01-AUG-2005 16:45
Instrument: nt6.i
Client Sample ID: AN-RI-SEDC-04A

Compound: 2-Chlorophenol-d4
CAS Number:

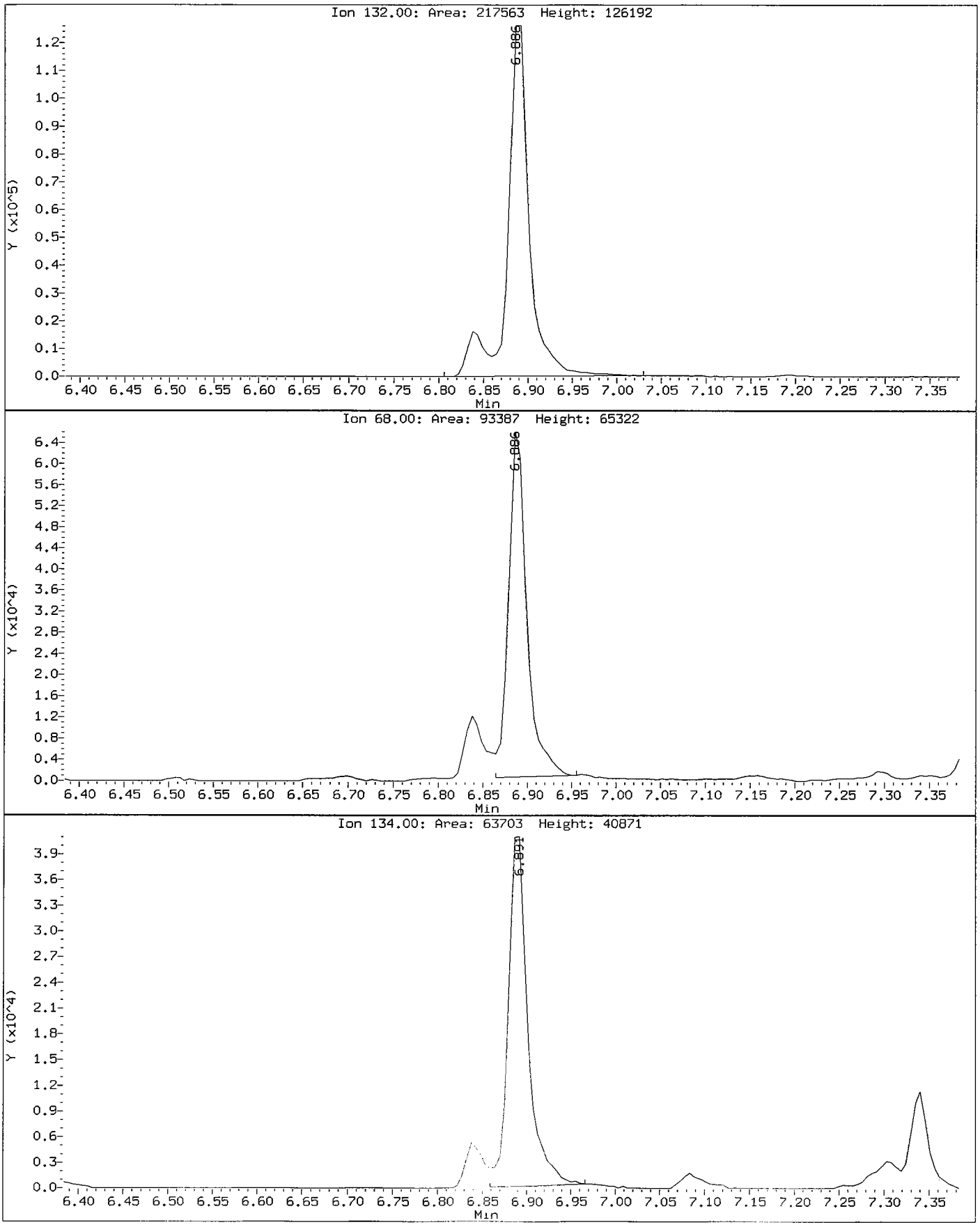

Data File: /chem1/nt6.i/20050801.b/ih29g2.d
Injection Date: 01-AUG-2005 16:45
Instrument: nt6.i
Client Sample ID: AN-RI-SEDC-04A

Compound: 1,4-Dichlorobenzene-d4
CAS Number: 3855-82-1

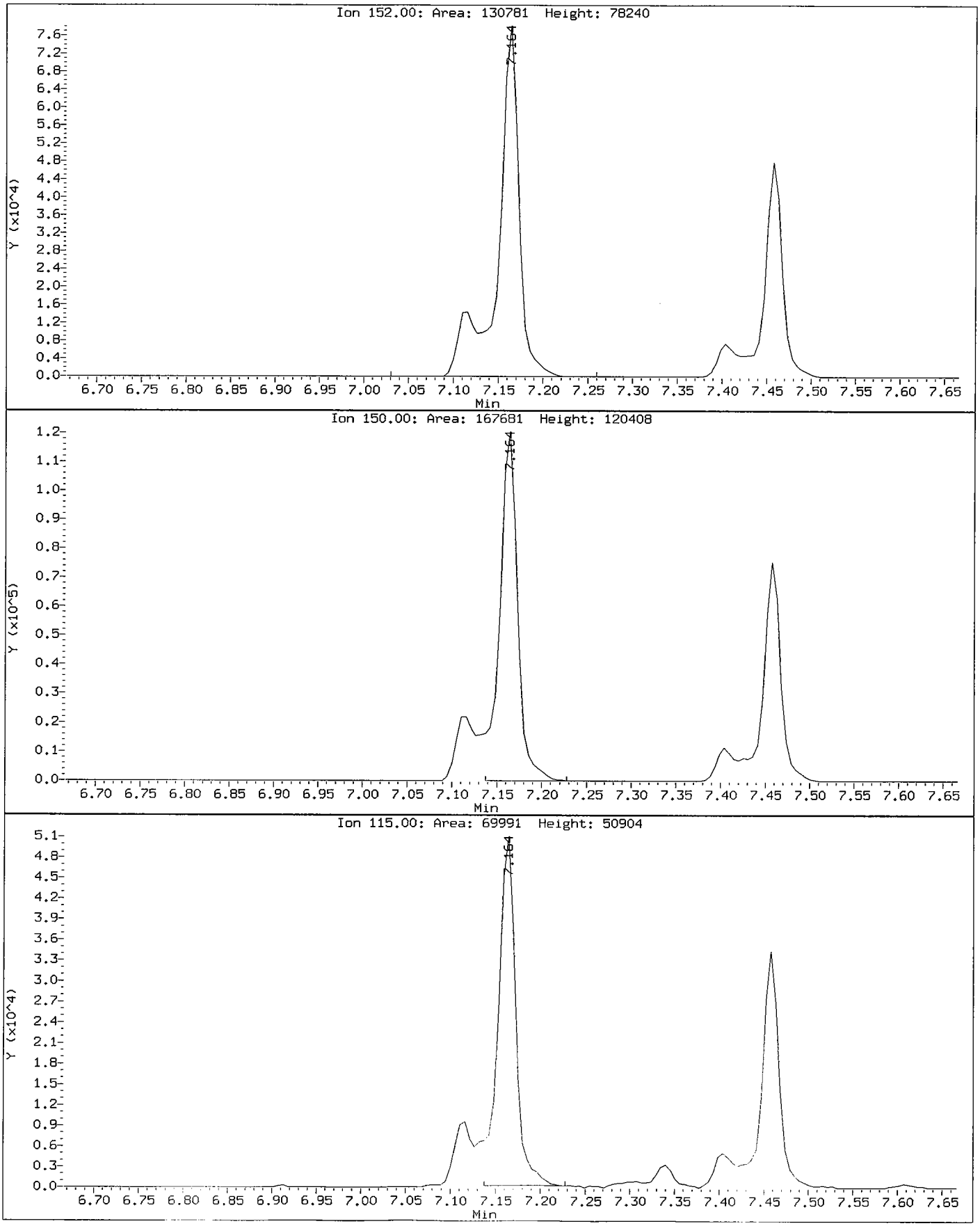

Data File: /chem1/nt6.i/20050801.b/ih29g2.d
Injection Date: 01-AUG-2005 16:45
Instrument: nt6.i
Client Sample ID: AN-RI-SEDC-04A

Compound: 1,2-Dichlorobenzene-d4
CAS Number: 2199-69-1

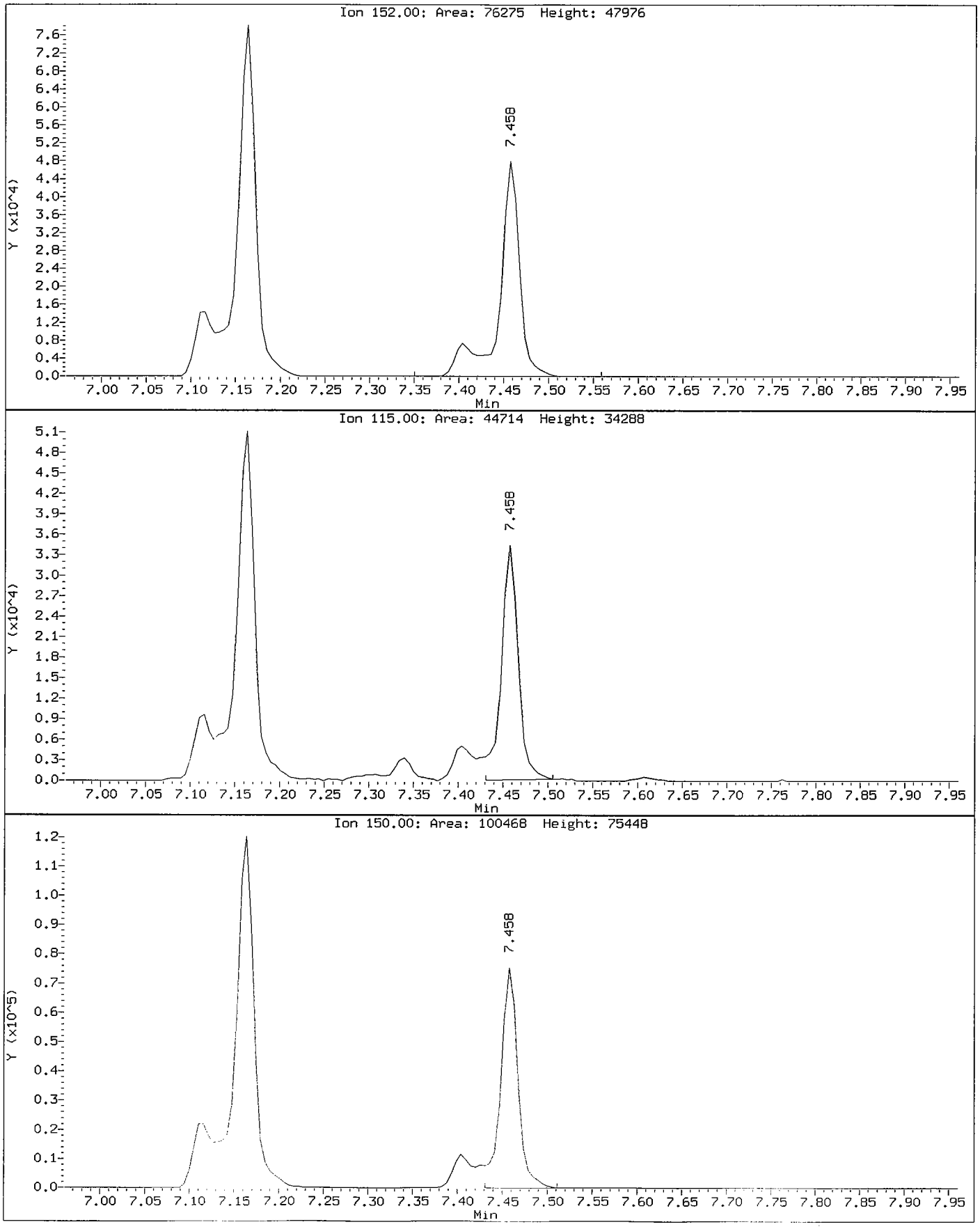

Data File: /chem1/nt6.i/20050801.b/ih29g2.d
Injection Date: 01-AUG-2005 16:45
Instrument: nt6.i
Client Sample ID: AN-RI-SEDC-04A

Compound: Nitrobenzene-d5
CAS Number: 4165-60-0

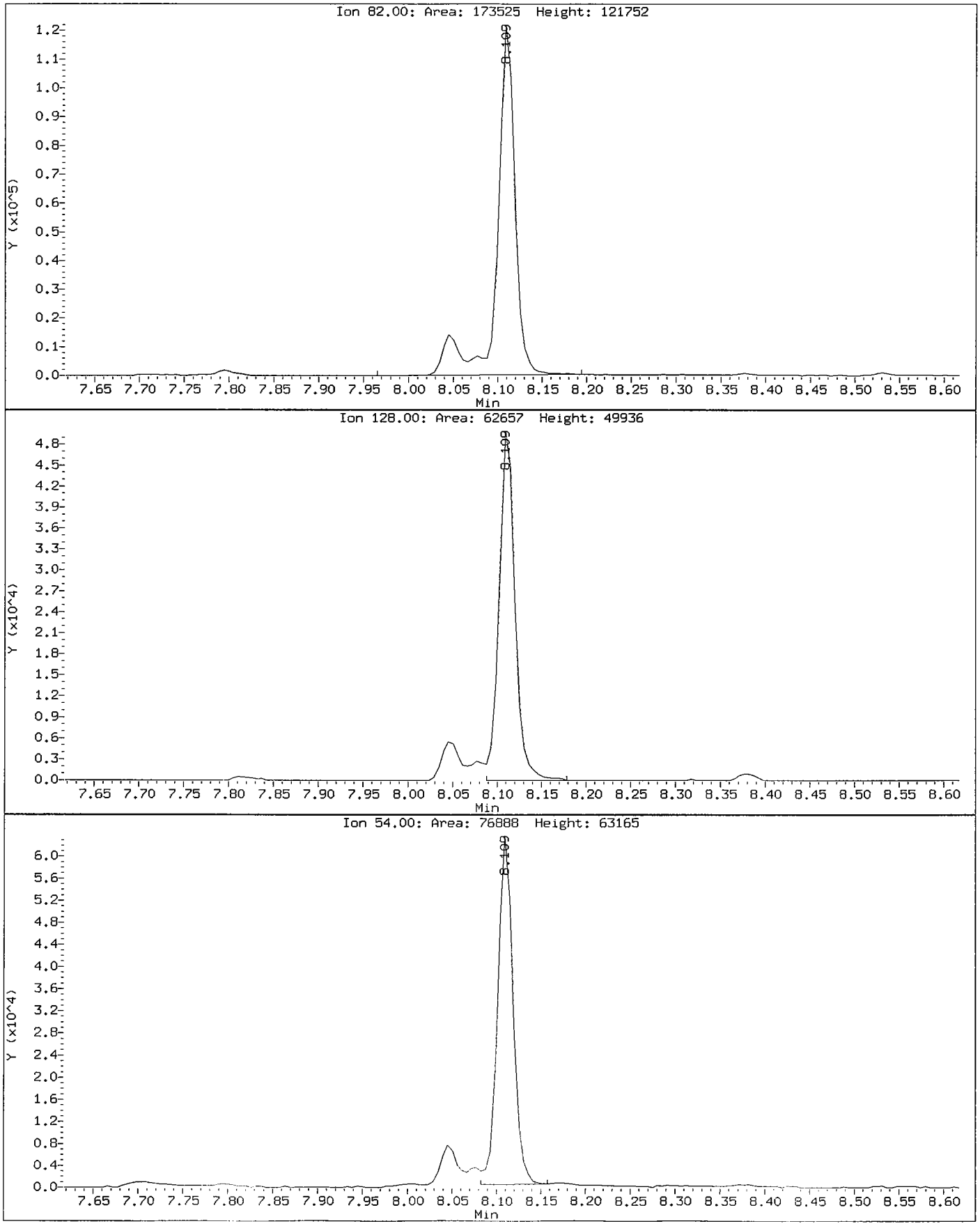

Data File: /chem1/nt6.i/20050801.b/ih29g2.d
Injection Date: 01-AUG-2005 16:45
Instrument: nt6.i
Client Sample ID: AN-RI-SEDC-04A

Compound: Naphthalene-d8
CAS Number: 1146-65-2

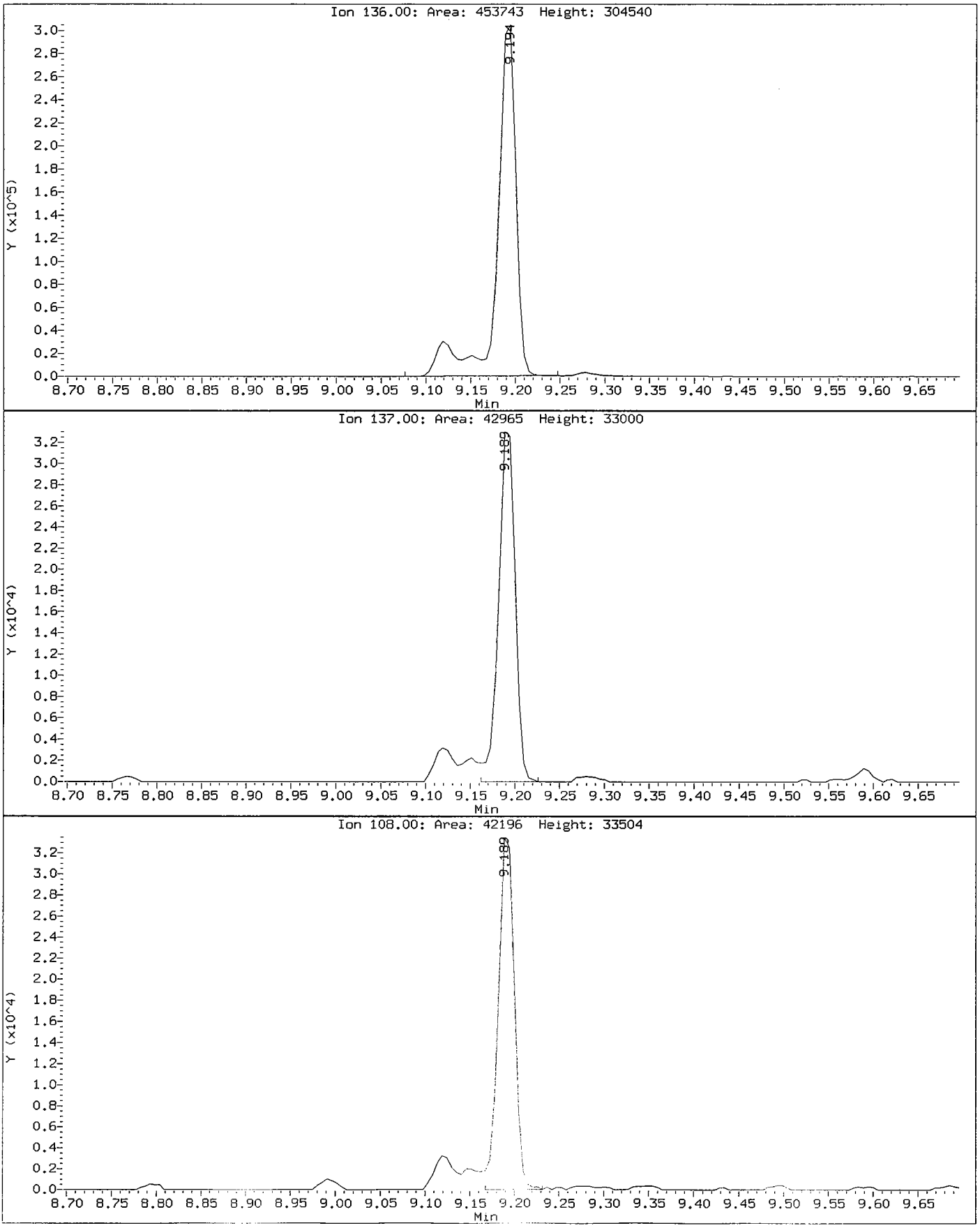

Data File: /chem1/nt6.i/20050801.b/ih29g2.d
Injection Date: 01-AUG-2005 16:45
Instrument: nt6.i
Client Sample ID: AN-RI-SEDC-04A

Compound: 2-Fluorobiphenyl
CAS Number: 321-60-8

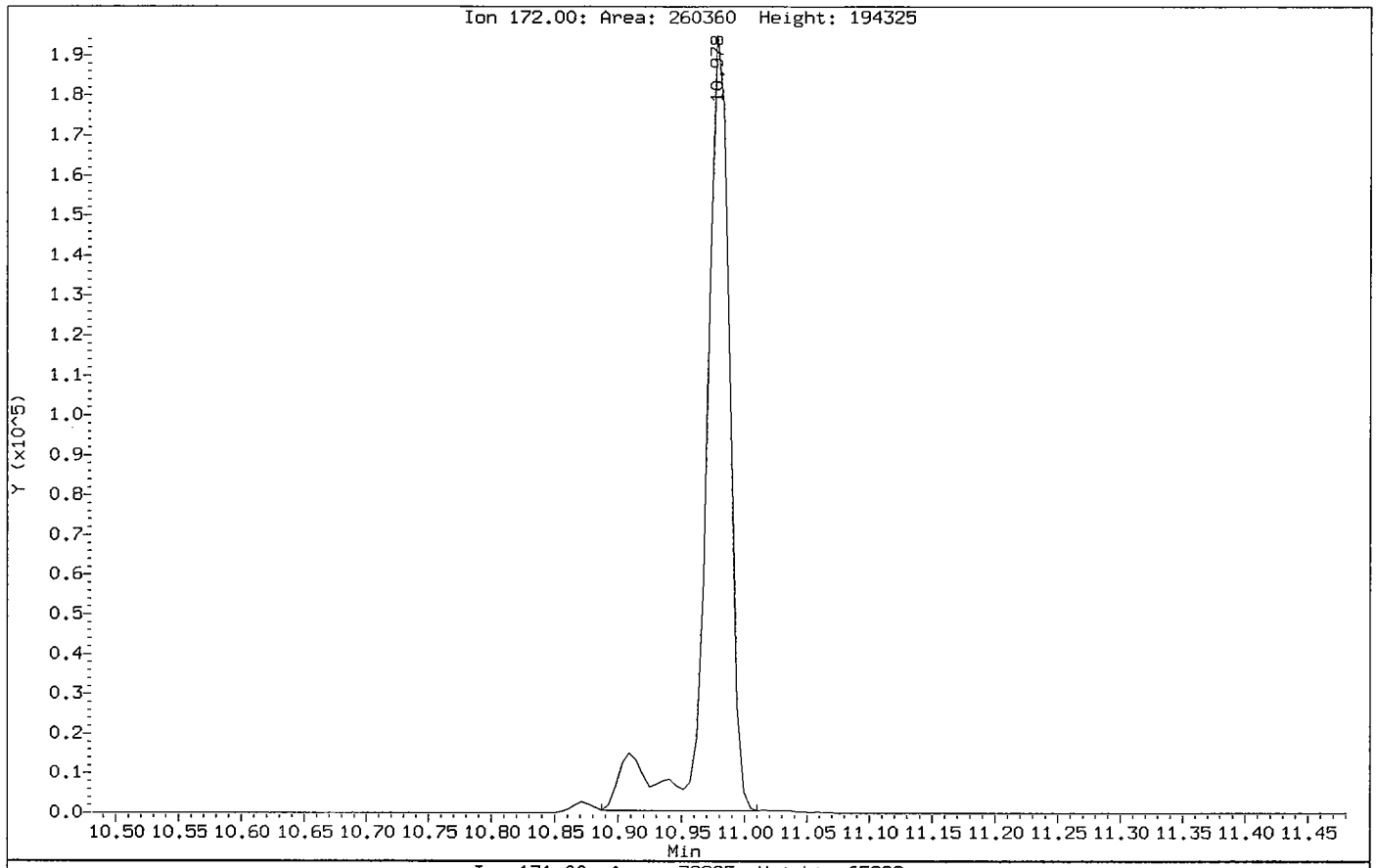

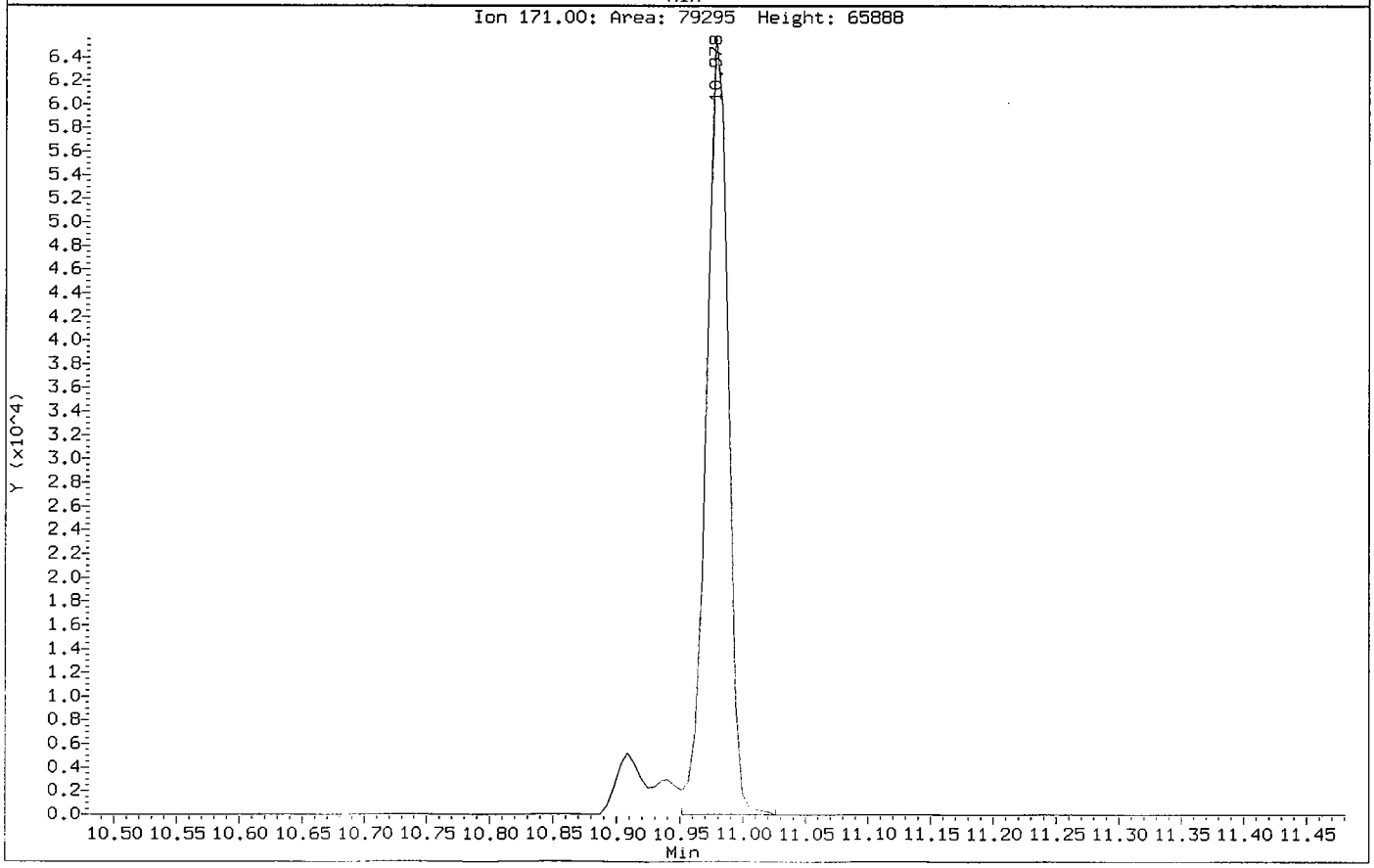

Data File: /chem1/nt6.i/20050801.b/ih29g2.d
Injection Date: 01-AUG-2005 16:45
Instrument: nt6.i
Client Sample ID: AN-RI-SEDC-04A

Compound: Acenaphthene-d10
CAS Number:

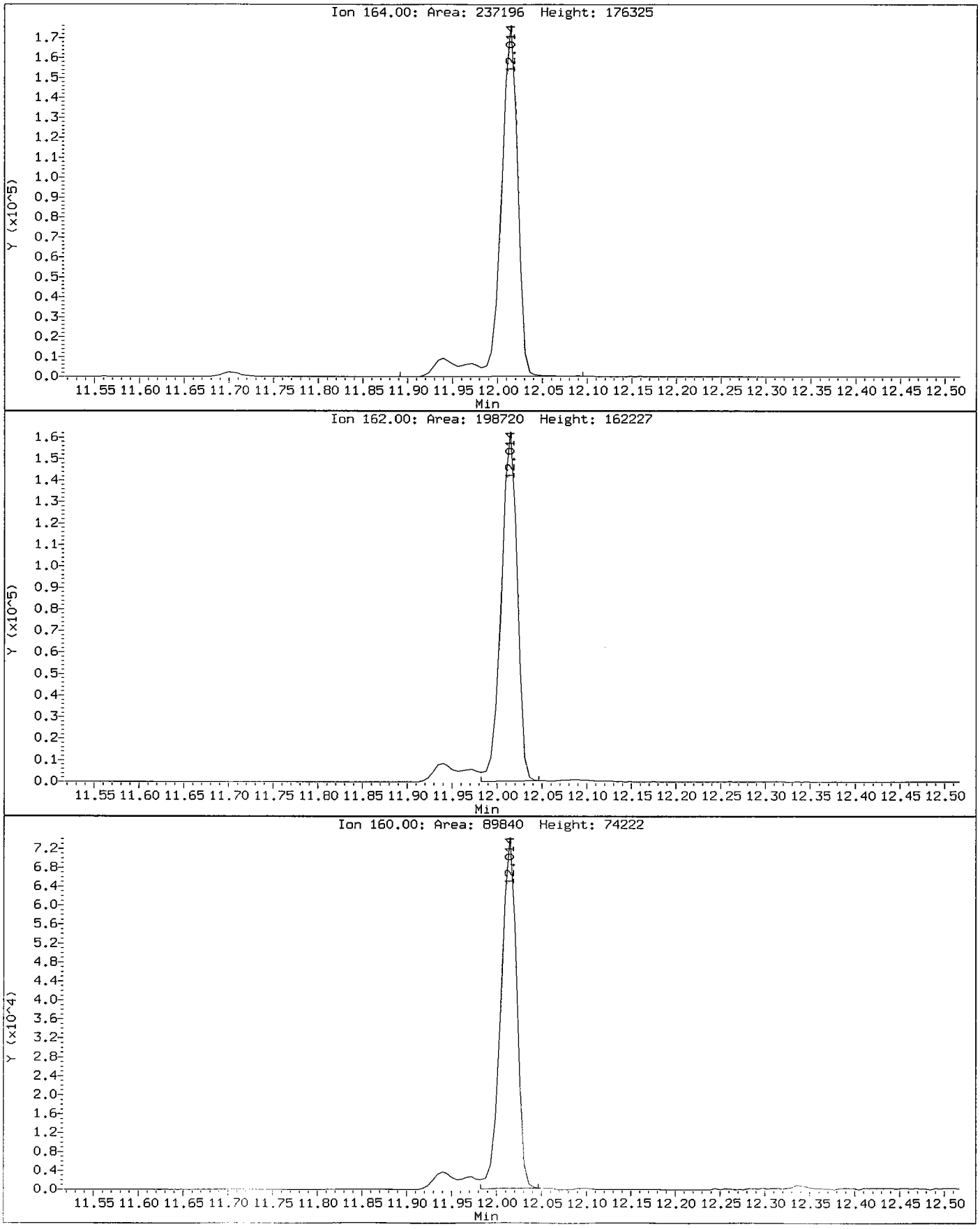

ANALYTICAL RESOURCES INCORPORATED

ORGANICS ANALYSIS DATA SHEET
PSDDA Semivolatiles by SW8270D GC/MS
Page 1 of 1

Sample ID: AN-RI-SEDC-04B
SAMPLE

Lab Sample ID: IH29H
LIMS ID: 05-11910
Matrix: Sediment
Data Release Authorized:
Reported: 08/02/05

QC Report No: IH29-Anchor Environmental
Project: KC Former Scott Mill
00010501/T2
Date Sampled: 07/15/05
Date Received: 07/18/05

Date Extracted: 07/27/05
Date Analyzed: 08/01/05 17:18
Instrument/Analyst: NT6/LJR
GPC Cleanup: No

Sample Amount: 25.3 g-dry-wt
Final Extract Volume: 0.5 mL
Dilution Factor: 1.00
Percent Moisture: 35.1%
pH: 7.6

CAS Number	Analyte	RL	Result
108-95-2	Phenol	20	< 20 U
100-51-6	Benzyl Alcohol	20	< 20 U
95-48-7	2-Methylphenol	20	< 20 U
106-44-5	4-Methylphenol	20	< 20 U
67-72-1	Hexachloroethane	20	< 20 U
105-67-9	2,4-Dimethylphenol	20	< 20 U
65-85-0	Benzoic Acid	200	< 200 U
120-82-1	1,2,4-Trichlorobenzene	20	< 20 U
91-20-3	Naphthalene	20	< 20 U
87-68-3	Hexachlorobutadiene	20	< 20 U
91-57-6	2-Methylnaphthalene	20	< 20 U
131-11-3	Dimethylphthalate	20	< 20 U
208-96-8	Acenaphthylene	20	< 20 U
83-32-9	Acenaphthene	20	< 20 U
132-64-9	Dibenzofuran	20	< 20 U
84-66-2	Diethylphthalate	20	< 20 U
86-73-7	Fluorene	20	< 20 U
86-30-6	N-Nitrosodiphenylamine	20	< 20 U
87-86-5	Pentachlorophenol	99	< 99 U
85-01-8	Phenanthrene	20	< 20 U
120-12-7	Anthracene	20	< 20 U
84-74-2	Di-n-Butylphthalate	20	< 20 U
206-44-0	Fluoranthene	20	< 20 U
129-00-0	Pyrene	20	< 20 U
85-68-7	Butylbenzylphthalate	20	< 20 U
56-55-3	Benzo(a)anthracene	20	< 20 U
117-81-7	bis(2-Ethylhexyl)phthalate	20	< 20 U
218-01-9	Chrysene	20	< 20 U
117-84-0	Di-n-Octyl phthalate	20	< 20 U
205-99-2	Benzo(b)fluoranthene	20	< 20 U
207-08-9	Benzo(k)fluoranthene	20	< 20 U
50-32-8	Benzo(a)pyrene	20	< 20 U
193-39-5	Indeno(1,2,3-cd)pyrene	20	< 20 U
53-70-3	Dibenz(a,h)anthracene	20	< 20 U
191-24-2	Benzo(g,h,i)perylene	20	< 20 U

Reported in µg/kg (ppb)

Semivolatile Surrogate Recovery

d5-Nitrobenzene	62.0%	2-Fluorobiphenyl	62.4%
d14-p-Terphenyl	55.2%	d4-1,2-Dichlorobenzene	58.4%
d5-Phenol	59.5%	2-Fluorophenol	50.1%
2,4,6-Tribromophenol	71.7%	d4-2-Chlorophenol	62.1%

Analytical Resources, Inc.

Semivolatile Report SW846 Method 8270C

Data file : /chem1/nt6.i/20050801.b/ih29h2.d
Lab Smp Id: IH29H Client Smp ID: AN-RI-SEDC-04B
Inj Date : 01-AUG-2005 17:18
Operator : LJR/VS Inst ID: nt6.i
Smp Info : IH29H
Misc Info : 05-11910
Comment : 1ul Injection
Method : /chem1/nt6.i/20050801.b/SW846.m
Meth Date : 02-Aug-2005 12:12 jeff Quant Type: ISTD
Cal Date : 18-JUL-2005 15:41 Cal File: 0800718.d
Als bottle: 4
Dil Factor: 1.00000
Integrator: HP RTE Compound Sublist: PSDDA.sub
Target Version: 3.50

Concentration Formula: Amt * DF * Vt/(Ws * (100 - M)/100) * CpndVariable

Name	Value	Description
DF	1.00000	Dilution Factor
Vt	500.00000	Volume of final extract (uL)
Ws	39.00000	Weight of sample extracted (g)
M	35.10000	% Moisture

Cpnd Variable Local Compound Variable

	Compounds	QUANT SIG MASS	RT	EXP RT	REL RT	RESPONSE	CONCENTRATIONS ON-COLUMN (ug/mL)	FINAL (ug/kg)
$ 1	2-Fluorophenol	112	5.307	5.266	(0.741)	184408	18.7751	370.9
$ 2	Phenol-d5	99	6.840	6.832	(0.955)	254566	22.3002	440.5(M)
3	Phenol	94	Compound Not Detected.					
$ 5	2-Chlorophenol-d4	132	6.894	6.885	(0.962)	210631	23.2675	459.6(M)
4	Bis(2-Chloroethyl)ether	93	Compound Not Detected.					
6	2-Chlorophenol	128	Compound Not Detected.					
7	1,3-Dichlorobenzene	146	Compound Not Detected.					
* 8	1,4-Dichlorobenzene-d4	152	7.166	7.168	(1.000)	139067	20.0000	(M)
9	1,4-Dichlorobenzene	146	Compound Not Detected.					
$ 10	1,2-Dichlorobenzene-d4	152	7.460	7.462	(1.041)	86035	14.5884	288.2(M)
12	1,2-Dichlorobenzene	146	Compound Not Detected.					
11	Benzyl alcohol	108	Compound Not Detected.					
14	2,2'-oxybis(1-Chloropropane)	45	Compound Not Detected.					
13	2-Methylphenol	108	Compound Not Detected.					
17	Hexachloroethane	117	Compound Not Detected.					

	Compounds	QUANT SIG MASS	RT	EXP RT	REL RT	RESPONSE	CONCENTRATIONS ON-COLUMN (ug/mL)	FINAL (ug/kg)	
	16 N-Nitroso-di-n-propylamine	70	Compound Not Detected.						
	15 4-Methylphenol	108	Compound Not Detected.						
$	18 Nitrobenzene-d5	82	8.112	8.119	(0.883)	167834	15.5009	306.2	(M)
	19 Nitrobenzene	77	Compound Not Detected.						
	20 Isophorone	82	Compound Not Detected.						
	21 2-Nitrophenol	139	Compound Not Detected.						
	22 2,4-Dimethylphenol	107	Compound Not Detected.						
	23 Bis(2-Chloroethoxy)methane	93	Compound Not Detected.						
	24 Benzoic acid	105	Compound Not Detected.						
	25 2,4-Dichlorophenol	162	Compound Not Detected.						
	26 1,2,4-Trichlorobenzene	180	Compound Not Detected.						
*	27 Naphthalene-d8	136	9.191	9.198	(1.000)	470040	20.0000		(M)
	28 Naphthalene	128	Compound Not Detected.						
	29 4-Chloroaniline	127	Compound Not Detected.						
	30 Hexachlorobutadiene	225	Compound Not Detected.						
	31 4-Chloro-3-methylphenol	107	Compound Not Detected.						
	32 2-Methylnaphthalene	141	Compound Not Detected.						
	33 Hexachlorocyclopentadiene	237	Compound Not Detected.						
	34 2,4,6-Trichlorophenol	196	Compound Not Detected.						
	35 2,4,5-Trichlorophenol	196	Compound Not Detected.						
$	36 2-Fluorobiphenyl	172	10.980	10.983	(0.914)	261980	15.6427	309.0	(M)
	37 2-Chloronaphthalene	162	Compound Not Detected.						
	38 2-Nitroaniline	65	Compound Not Detected.						
	39 Dimethylphthalate	163	Compound Not Detected.						
	40 Acenaphthylene	152	Compound Not Detected.						
	41 2,6-Dinitrotoluene	165	Compound Not Detected.						
*	42 Acenaphthene-d10	164	12.017	12.019	(1.000)	249672	20.0000		(M)
	43 3-Nitroaniline	138	Compound Not Detected.						
	44 Acenaphthene	153	Compound Not Detected.						
	45 2,4-Dinitrophenol	184	Compound Not Detected.						
	46 Dibenzofuran	168	Compound Not Detected.						
	47 4-Nitrophenol	109	Compound Not Detected.						
	48 2,4-Dinitrotoluene	165	Compound Not Detected.						
	50 Diethylphthalate	149	Compound Not Detected.						
	49 Fluorene	166	Compound Not Detected.						
	51 4-Chlorophenyl-phenylether	204	Compound Not Detected.						
	52 4-Nitroaniline	138	Compound Not Detected.						
	53 4,6-Dinitro-2-methylphenol	198	Compound Not Detected.						
	54 N-Nitrosodiphenylamine	169	Compound Not Detected.						
$	55 2,4,6-Tribromophenol	330	13.299	13.306	(1.107)	45157	26.8903	531.2	(M)
	56 4-Bromophenyl-phenylether	248	Compound Not Detected.						
	57 Hexachlorobenzene	284	Compound Not Detected.						
	58 Pentachlorophenol	266	Compound Not Detected.						
*	59 Phenanthrene-d10	188	14.351	14.353	(1.000)	327350	20.0000		(M)
	60 Phenanthrene	178	Compound Not Detected.						
	61 Anthracene	178	Compound Not Detected.						
	62 Carbazole	167	Compound Not Detected.						

	Compounds	QUANT SIG MASS	RT	EXP RT	REL RT	RESPONSE	CONCENTRATIONS ON-COLUMN (ug/mL)	CONCENTRATIONS FINAL (ug/kg)
63	Di-n-butylphthalate	149	Compound Not Detected.					
64	Fluoranthene	202	Compound Not Detected.					
65	Pyrene	202	Compound Not Detected.					
$ 66	Terphenyl-d14	244	16.985	16.987	(0.912)	213973	13.7864	272.3
67	Butylbenzylphthalate	149	Compound Not Detected.					
68	Benzo(a)anthracene	228	Compound Not Detected.					
* 69	Chrysene-d12	240	18.614	18.622	(1.000)	288638	20.0000	
70	3,3'-Dichlorobenzidine	252	Compound Not Detected.					
71	Chrysene	228	Compound Not Detected.					
72	bis(2-Ethylhexyl)phthalate	149	Compound Not Detected.					
* 134	Di-n-octylphthalate-d4	153	19.790	19.786	(1.000)	551115	20.0000	
73	Di-n-octylphthalate	149	Compound Not Detected.					
74	Benzo(b)fluoranthene	252	Compound Not Detected.					
75	Benzo(k)fluoranthene	252	Compound Not Detected.					
76	Benzo(a)pyrene	252	Compound Not Detected.					
* 77	Perylene-d12	264	20.762	20.753	(1.000)	338524	20.0000	
78	Indeno(1,2,3-cd)pyrene	276	Compound Not Detected.					
79	Dibenzo(a,h)anthracene	278	Compound Not Detected.					
80	Benzo(g,h,i)perylene	276	Compound Not Detected.					

QC Flag Legend

M - Compound response manually integrated.

Analytical Resources, Inc.

INTERNAL STANDARD COMPOUNDS
AREA AND RT SUMMARY

Instrument ID: nt6.i
Lab File ID: ih29h2.d
Lab Smp Id: IH29H
Analysis Type: SV
Quant Type: ISTD
Operator: LJR/VS
Method File: /chem1/nt6.i/20050801.b/SW846.m
Misc Info: 05-11910

Calibration Date: 01-AUG-2005
Calibration Time: 15:03
Client Smp ID: AN-RI-SEDC-04B
Level: LOW
Sample Type: Sediment

		AREA LIMIT			
COMPOUND	STANDARD	LOWER	UPPER	SAMPLE	%DIFF
8 1,4-Dichlorobenze	134662	67331	269324	139067	3.27
27 Naphthalene-d8	478580	239290	957160	470040	-1.78
42 Acenaphthene-d10	261164	130582	522328	249672	-4.40
59 Phenanthrene-d10	368195	184098	736390	327350	-11.09
69 Chrysene-d12	267475	133738	534950	288638	7.91
134 Di-n-octylphthala	494628	247314	989256	551115	11.42
77 Perylene-d12	300548	150274	601096	338524	12.64

		RT LIMIT			
COMPOUND	STANDARD	LOWER	UPPER	SAMPLE	%DIFF
8 1,4-Dichlorobenze	7.17	6.67	7.67	7.17	-0.03
27 Naphthalene-d8	9.20	8.70	9.70	9.19	-0.08
42 Acenaphthene-d10	12.02	11.52	12.52	12.02	-0.02
59 Phenanthrene-d10	14.35	13.85	14.85	14.35	-0.01
69 Chrysene-d12	18.62	18.12	19.12	18.61	-0.04
134 Di-n-octylphthala	19.79	19.29	20.29	19.79	0.02
77 Perylene-d12	20.75	20.25	21.25	20.76	0.04

AREA UPPER LIMIT = +100% of internal standard area.
AREA LOWER LIMIT = - 50% of internal standard area.
RT UPPER LIMIT = + 0.50 minutes of internal standard RT.
RT LOWER LIMIT = - 0.50 minutes of internal standard RT.

Analytical Resources, Inc.

RECOVERY REPORT

Client Name: ANCHOR
Sample Matrix: SOLID
Lab Smp Id: IH29H
Level: LOW
Data Type: MS DATA
SpikeList File: SONICMS.spk
Sublist File: PSDDA.sub
Method File: /chem1/nt6.i/20050801.b/SW846.m
Misc Info: 05-11910

Client SDG: IH29
Fraction: SV
Client Smp ID: AN-RI-SEDC-04B
Operator: LJR/VS
SampleType: SAMPLE
Quant Type: ISTD

SURROGATE COMPOUND	CONC ADDED ug/kg	CONC RECOVERED ug/kg	% RECOVERED	LIMITS
$ 1 2-Fluorophenol	740.8	370.9	50.07	24-112
$ 2 Phenol-d5	740.8	440.5	59.47	29-109
$ 5 2-Chlorophenol-d4	740.8	459.6	62.05	34-101
$ 10 1,2-Dichlorobenzen	493.9	288.2	58.35	30-84
$ 18 Nitrobenzene-d5	493.9	306.2	62.00	28-103
$ 36 2-Fluorobiphenyl	493.9	309.0	62.57	33-104
$ 55 2,4,6-Tribromophen	740.8	531.2	71.71	27-134
$ 66 Terphenyl-d14	493.9	272.3	55.15	31-120

Data File: /chem1/nt6.i/20050801.b/ih29h2.d
Date : 01-AUG-2005 17:18
Client ID: AN-RI-SEDC-04B
Sample Info: IH29H
Volume Injected (uL): 1.0
Column phase: RTX-5

Instrument: nt6.i
Operator: LJR/VS
Column diameter: 0.32

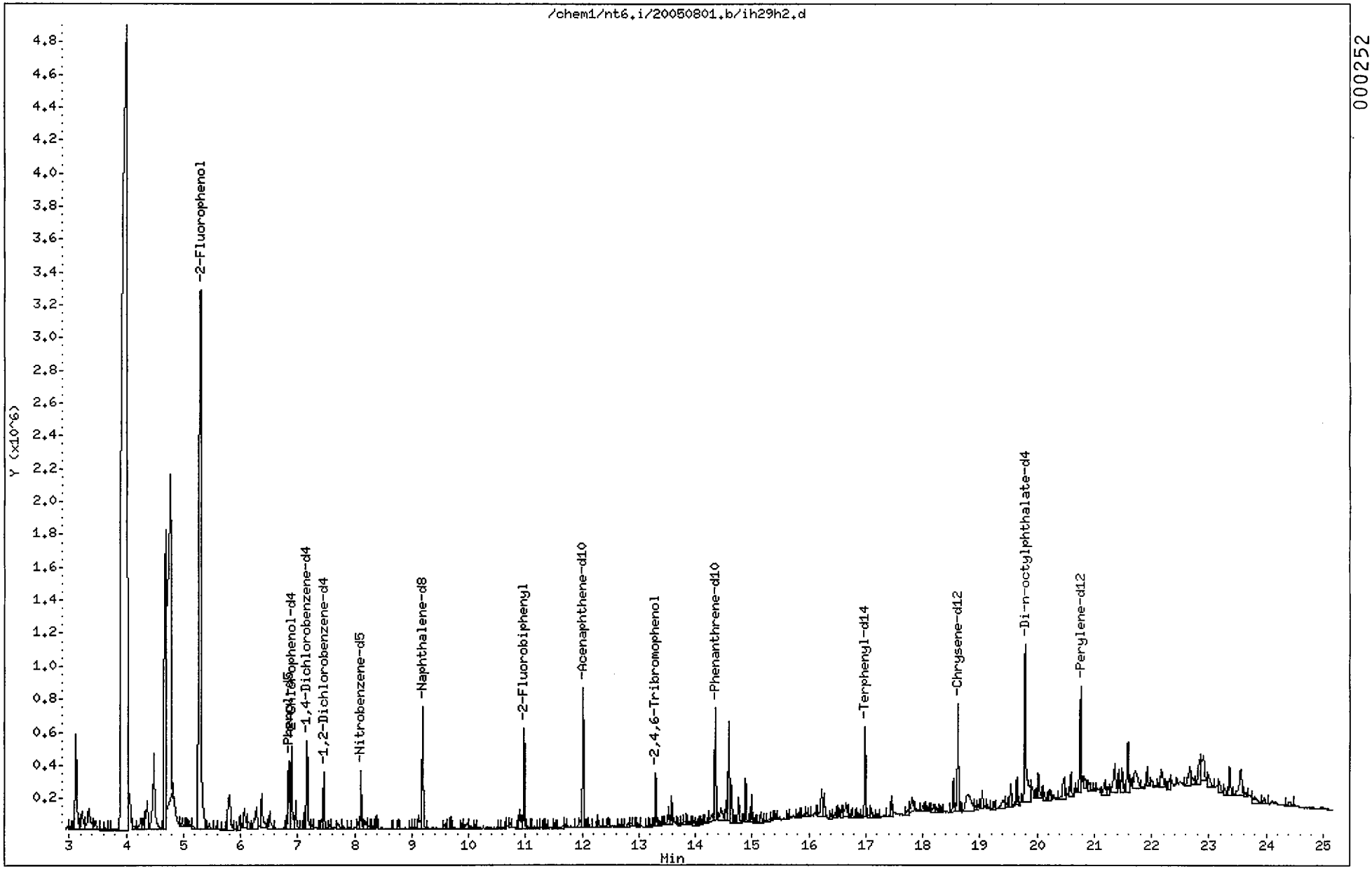

000252

Data File: /chem1/nt6.i/20050801.b/ih29h2.d
Injection Date: 01-AUG-2005 17:18
Instrument: nt6.i
Client Sample ID: AN-RI-SEDC-04B

Compound: Phenol-d5
CAS Number:

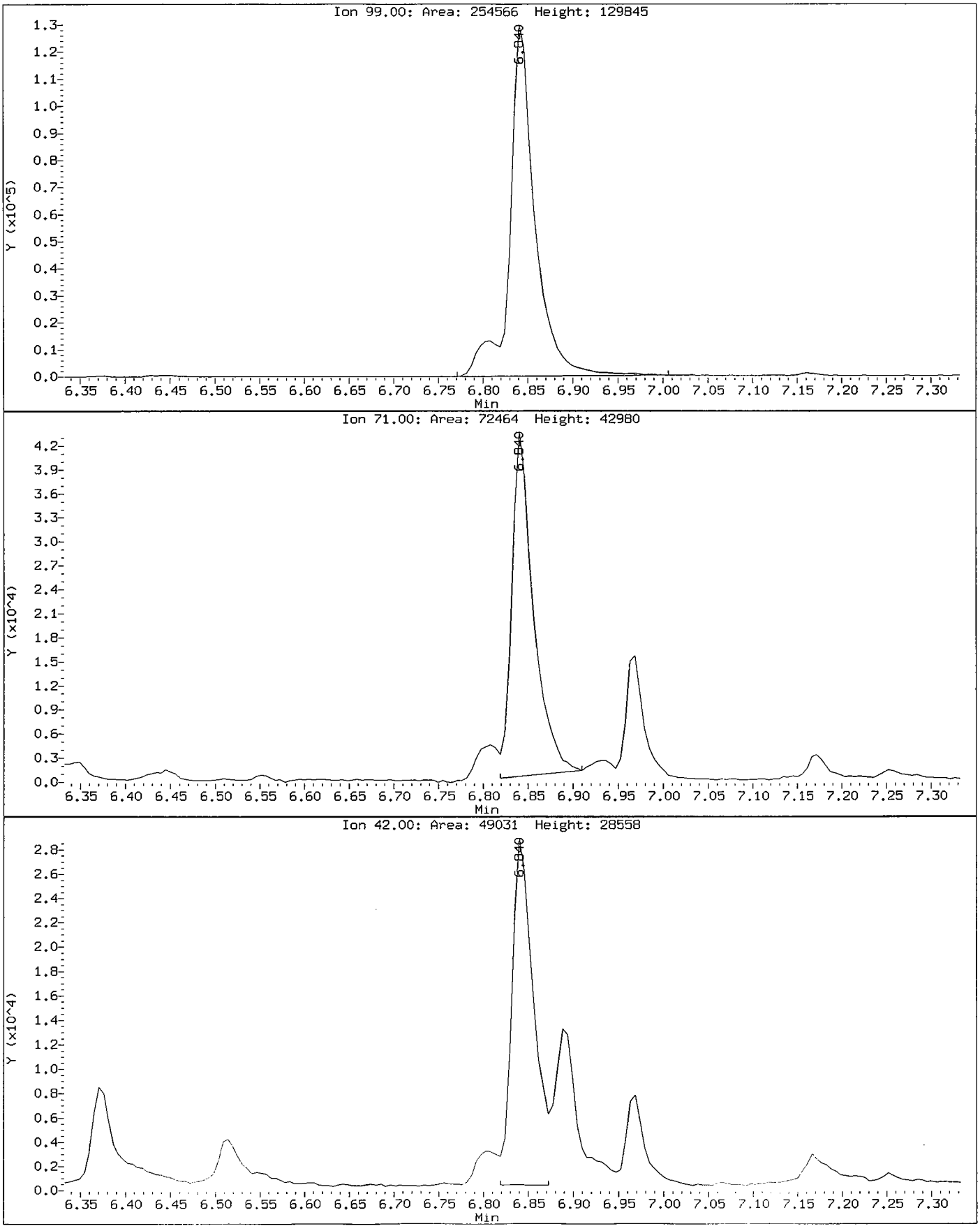

Data File: /chem1/nt6.i/20050801.b/ih29h2.d
Injection Date: 01-AUG-2005 17:18
Instrument: nt6.i
Client Sample ID: AN-RI-SEDC-04B

Compound: 2-Chlorophenol-d4
CAS Number:

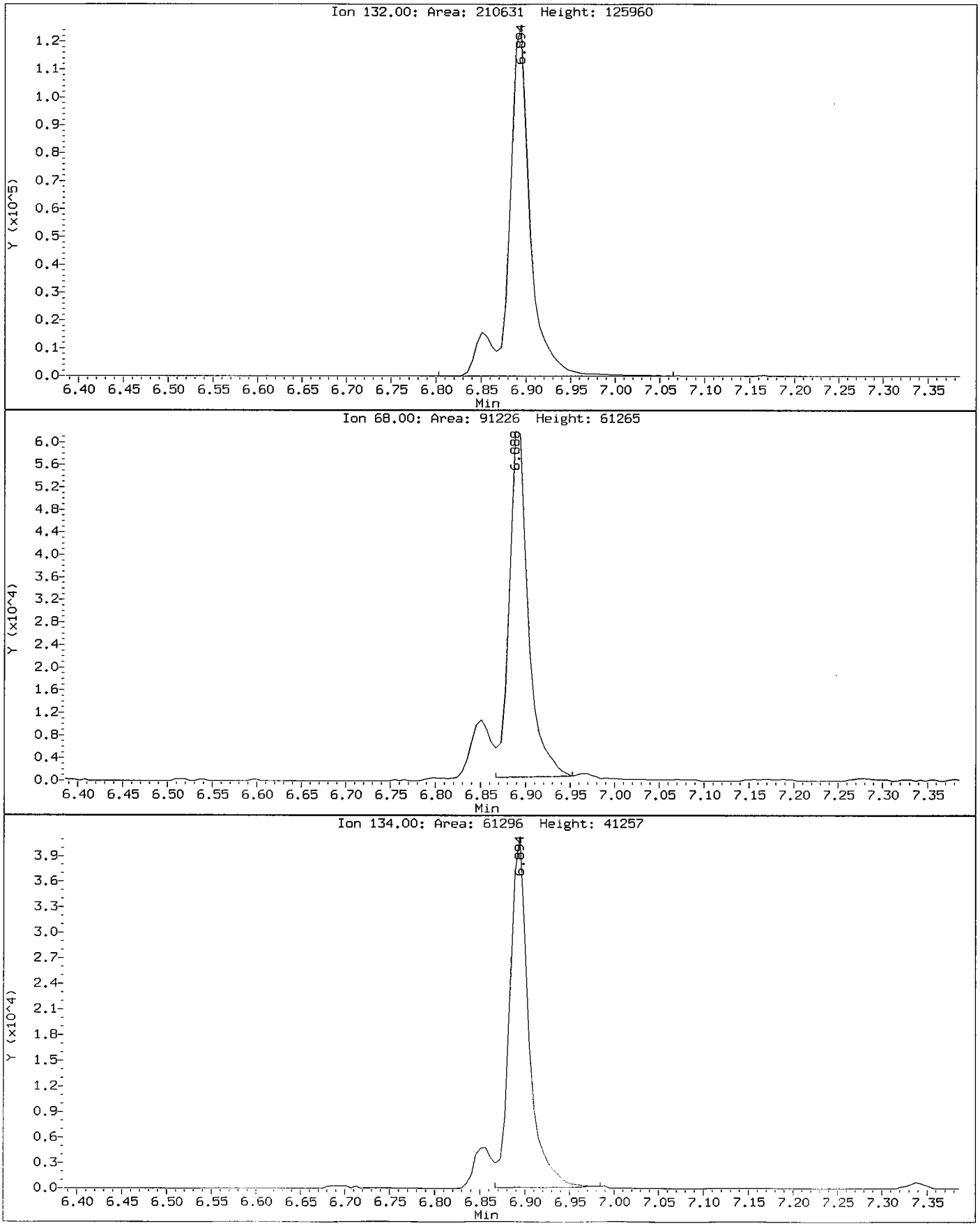

Data File: /chem1/nt6.i/20050801.b/ih29h2.d
Injection Date: 01-AUG-2005 17:18
Instrument: nt6.i
Client Sample ID: AN-RI-SEDC-04B

Compound: 1,4-Dichlorobenzene-d4
CAS Number: 3855-82-1

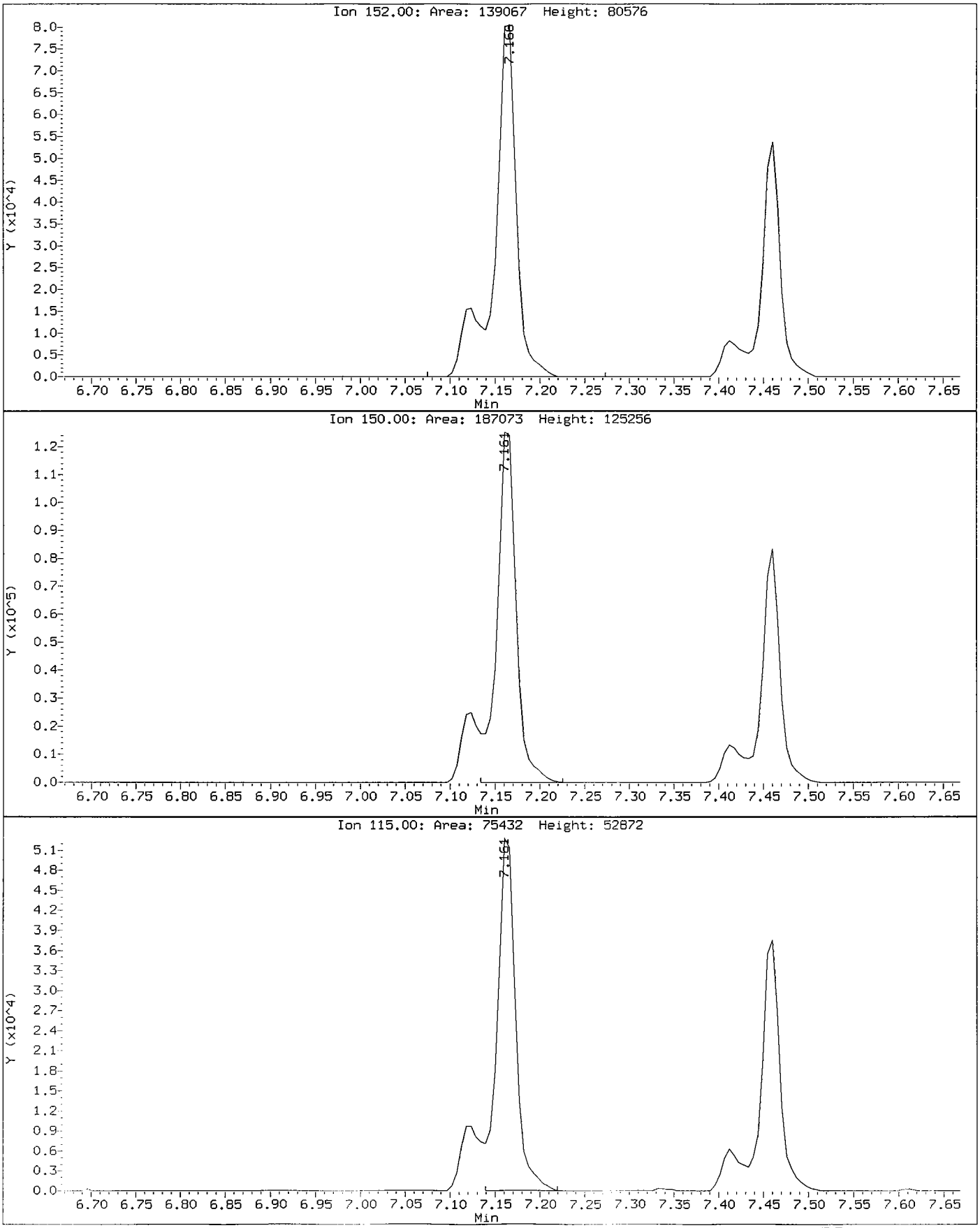

Data File: /chem1/nt6.i/20050801.b/ih29h2.d
Injection Date: 01-AUG-2005 17:18
Instrument: nt6.i
Client Sample ID: AN-RI-SEDC-04B

Compound: 1,2-Dichlorobenzene-d4
CAS Number: 2199-69-1

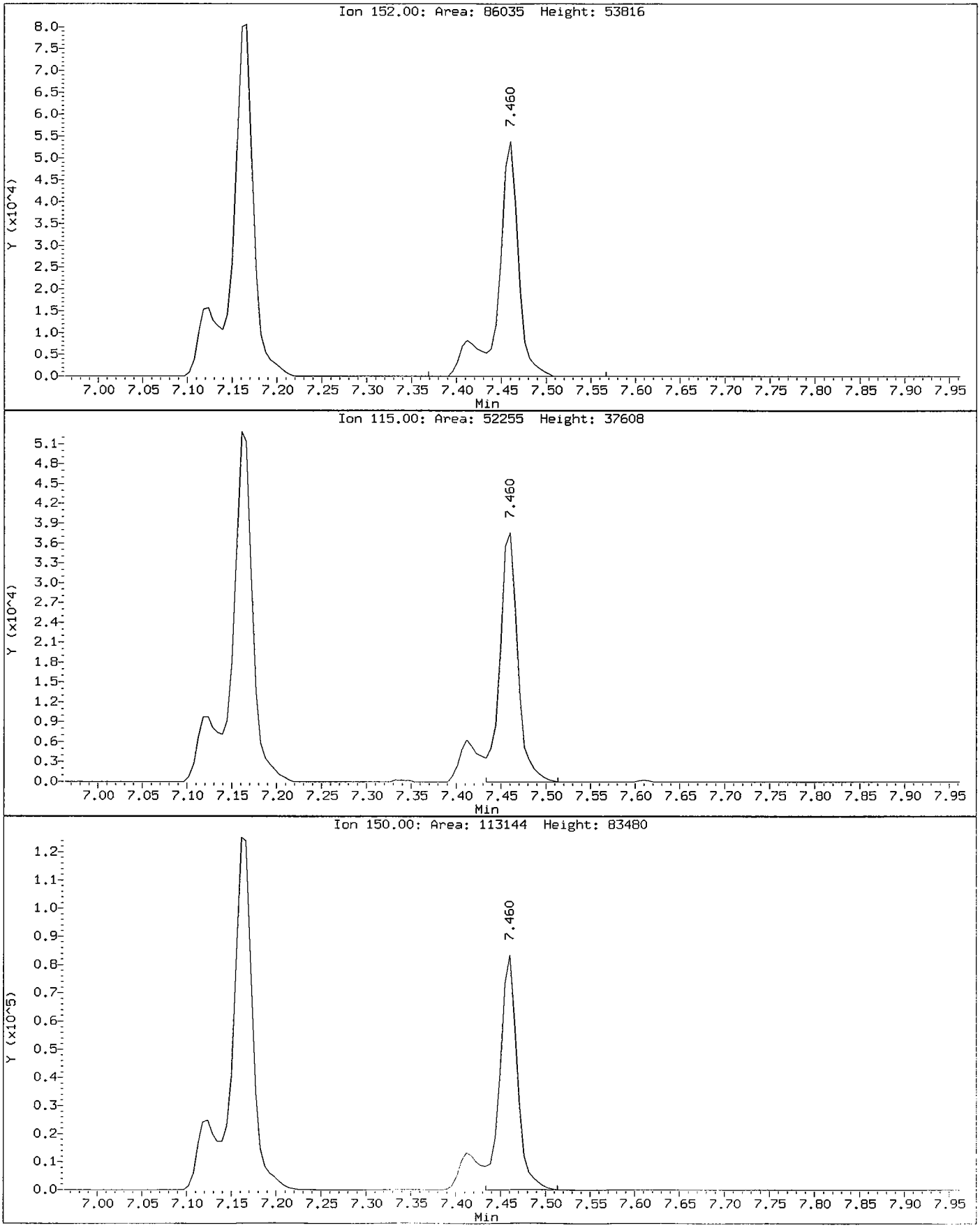

Data File: /chem1/nt6.i/20050801.b/ih29h2.d
Injection Date: 01-AUG-2005 17:18
Instrument: nt6.i
Client Sample ID: AN-RI-SEDC-04B

Compound: Nitrobenzene-d5
CAS Number: 4165-60-0

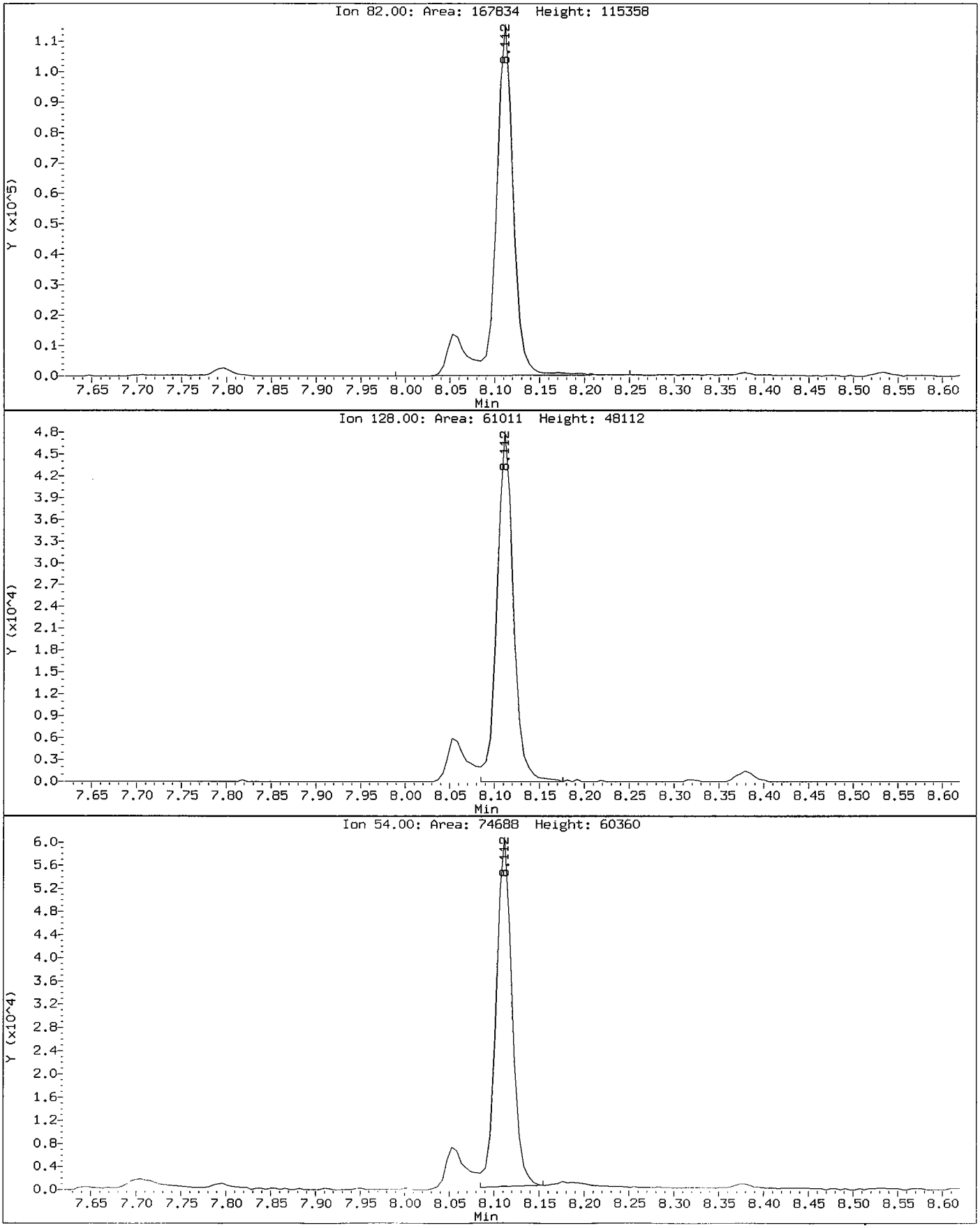

Data File: /chem1/nt6.i/20050801.b/ih29h2.d
Injection Date: 01-AUG-2005 17:18
Instrument: nt6.i
Client Sample ID: AN-RI-SEDC-04B

Compound: Naphthalene-d8
CAS Number: 1146-65-2

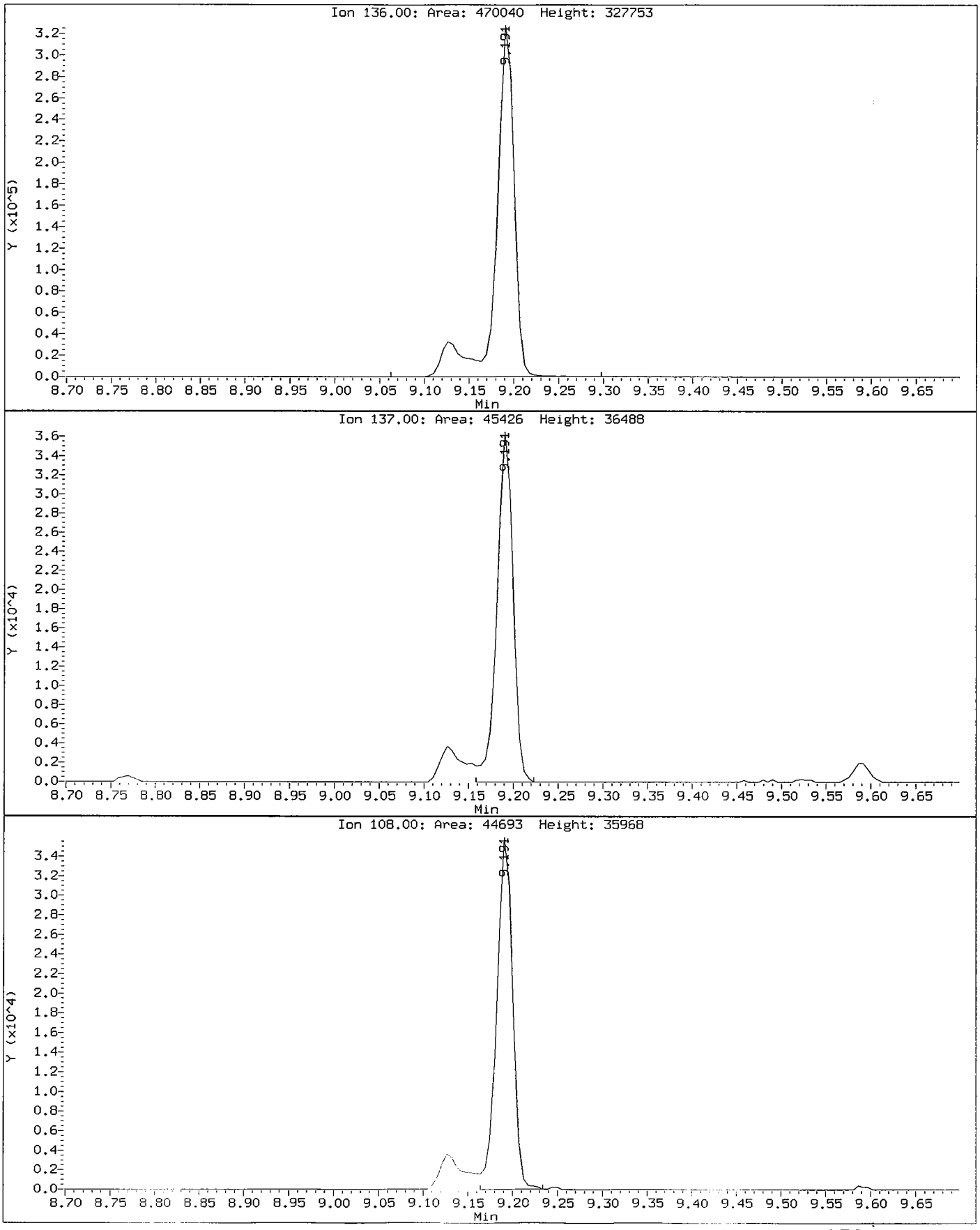

Data File: /chem1/nt6.i/20050801.b/ih29h2.d
Injection Date: 01-AUG-2005 17:18
Instrument: nt6.i
Client Sample ID: AN-RI-SEDC-04B

Compound: 2-Fluorobiphenyl
CAS Number: 321-60-8

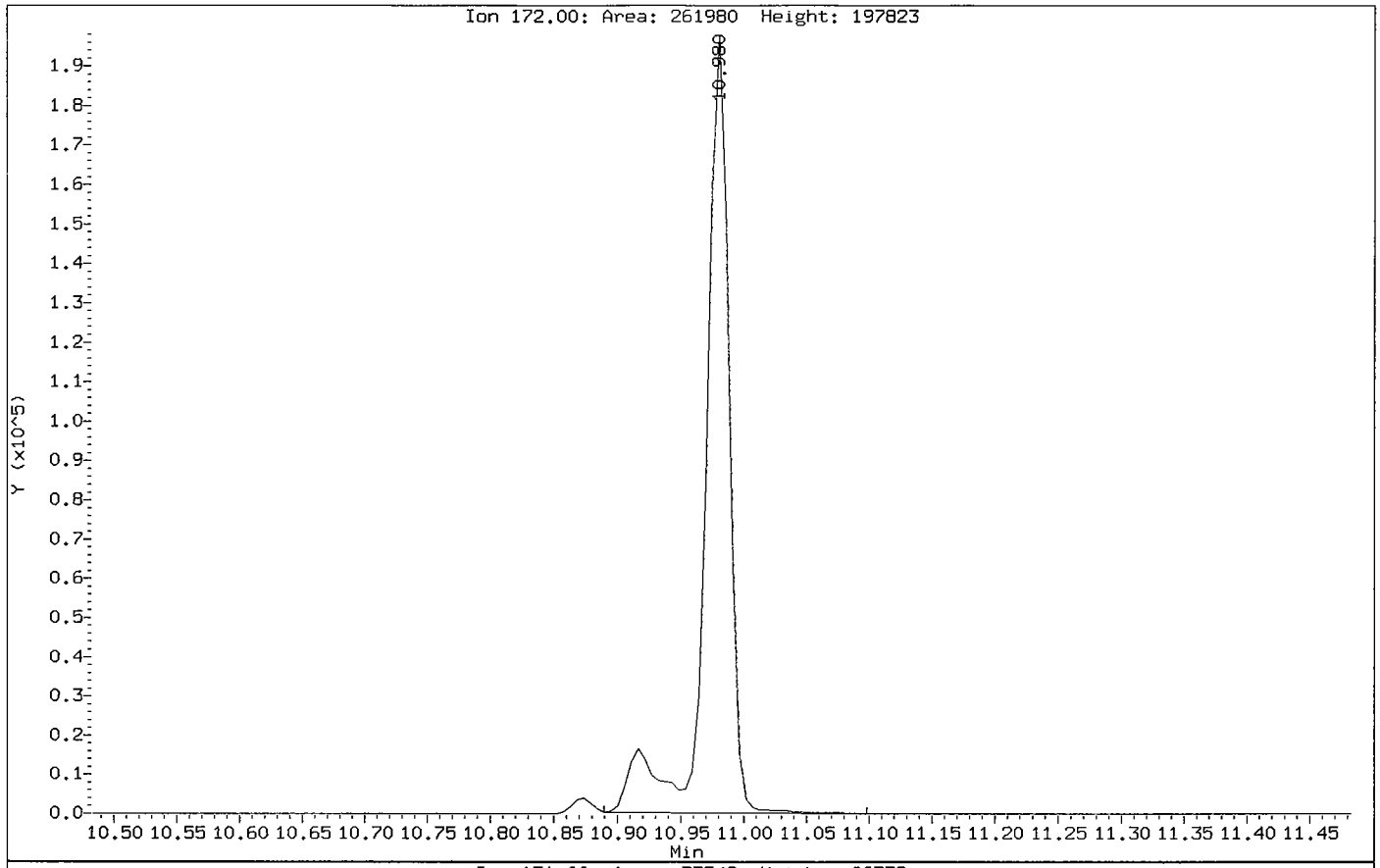

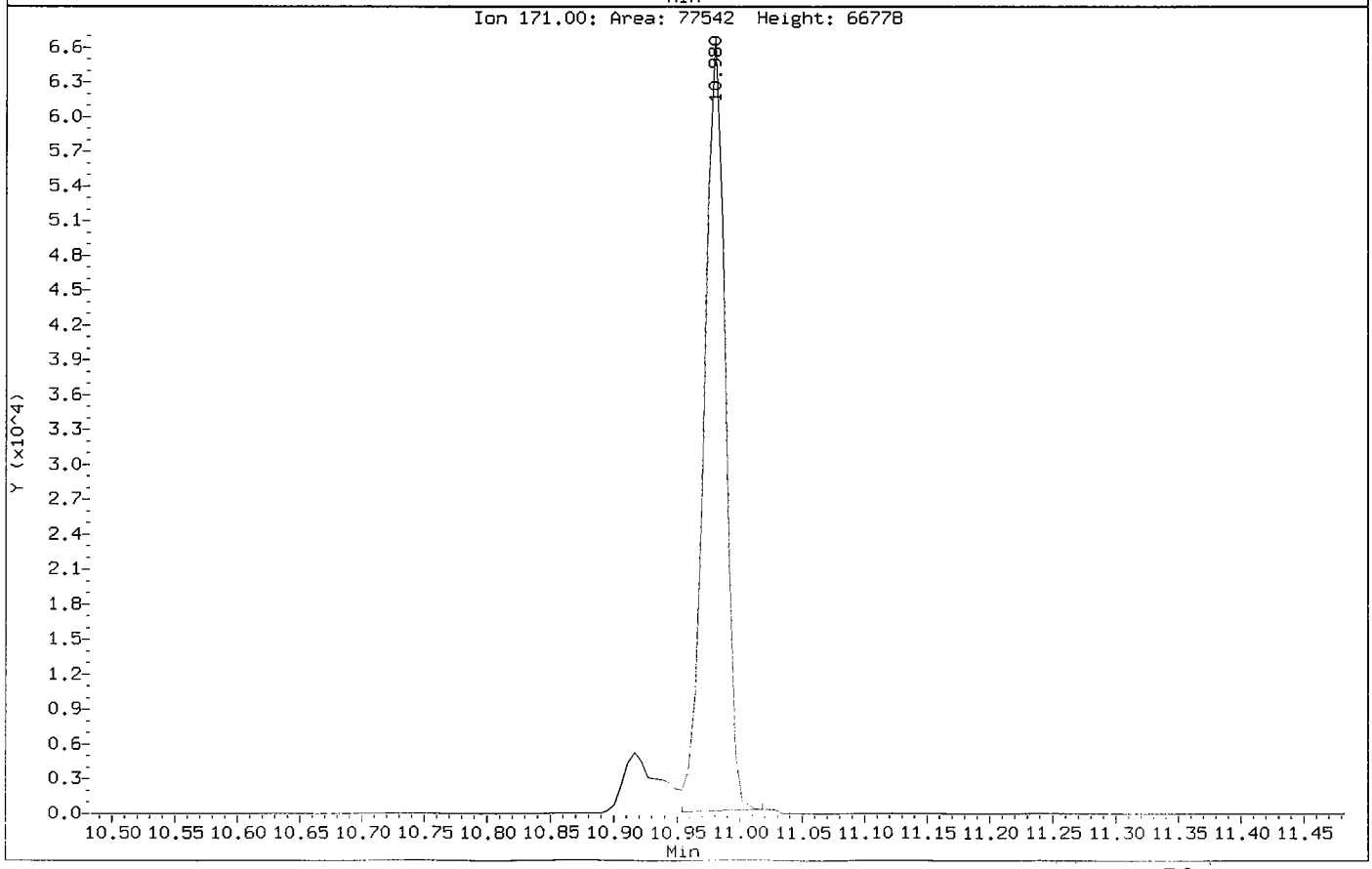

Data File: /chem1/nt6.i/20050801.b/ih29h2.d
Injection Date: 01-AUG-2005 17:18
Instrument: nt6.i
Client Sample ID: AN-RI-SEDC-04B

Compound: Acenaphthene-d10
CAS Number:

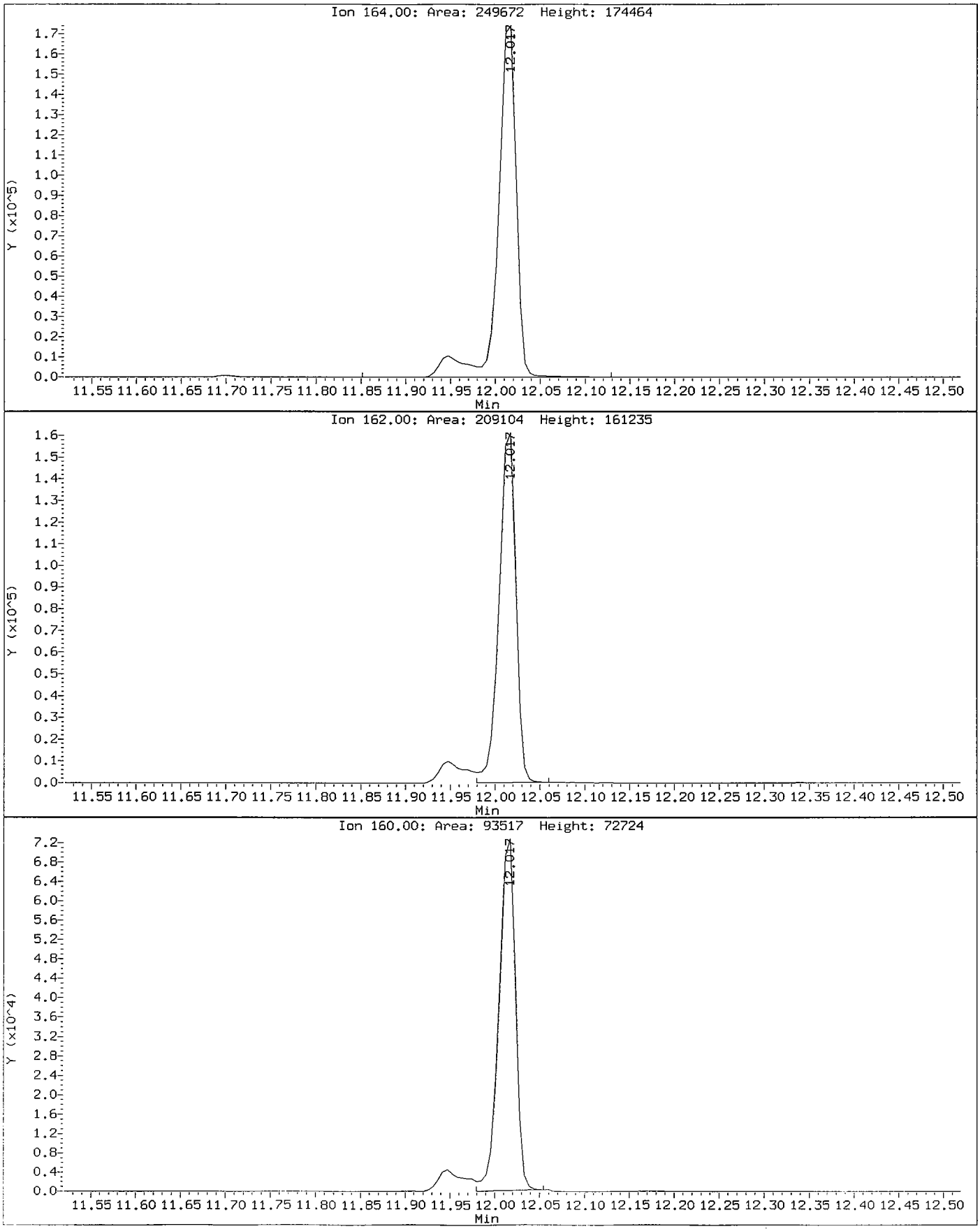

Data File: /chem1/nt6.i/20050801.b/ih29h2.d
Injection Date: 01-AUG-2005 17:18
Instrument: nt6.i
Client Sample ID: AN-RI-SEDC-04B

Compound: 2,4,6-Tribromophenol
CAS Number: 118-79-6

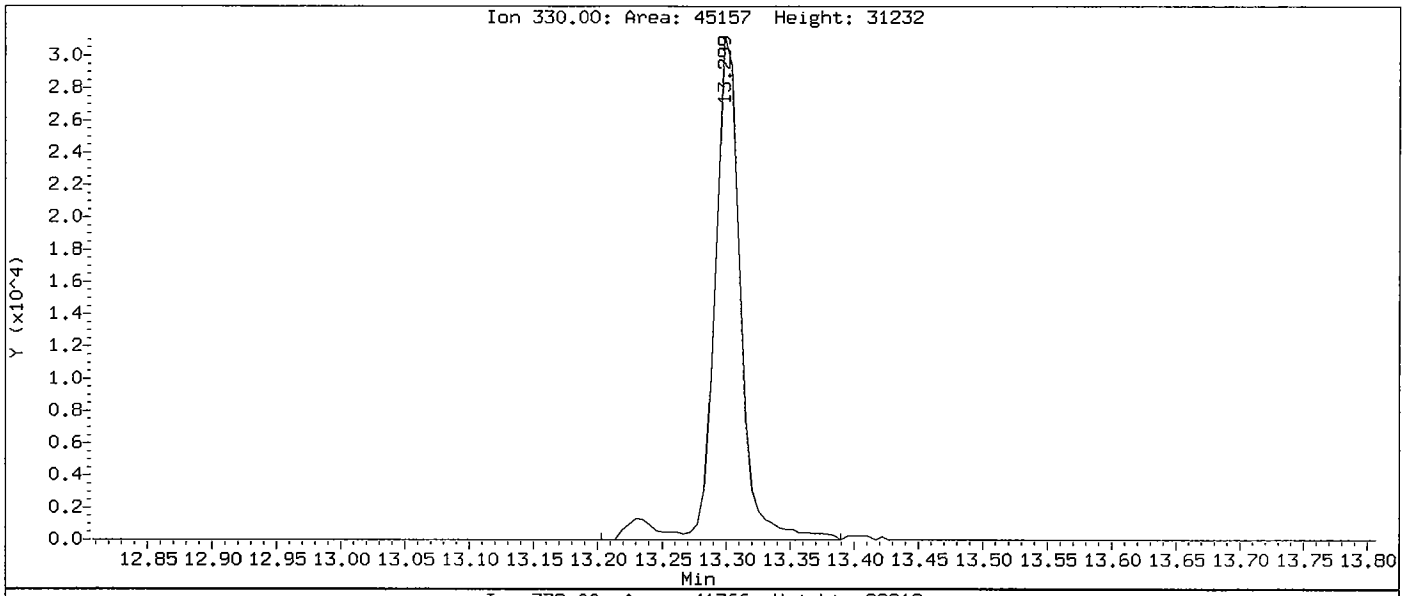

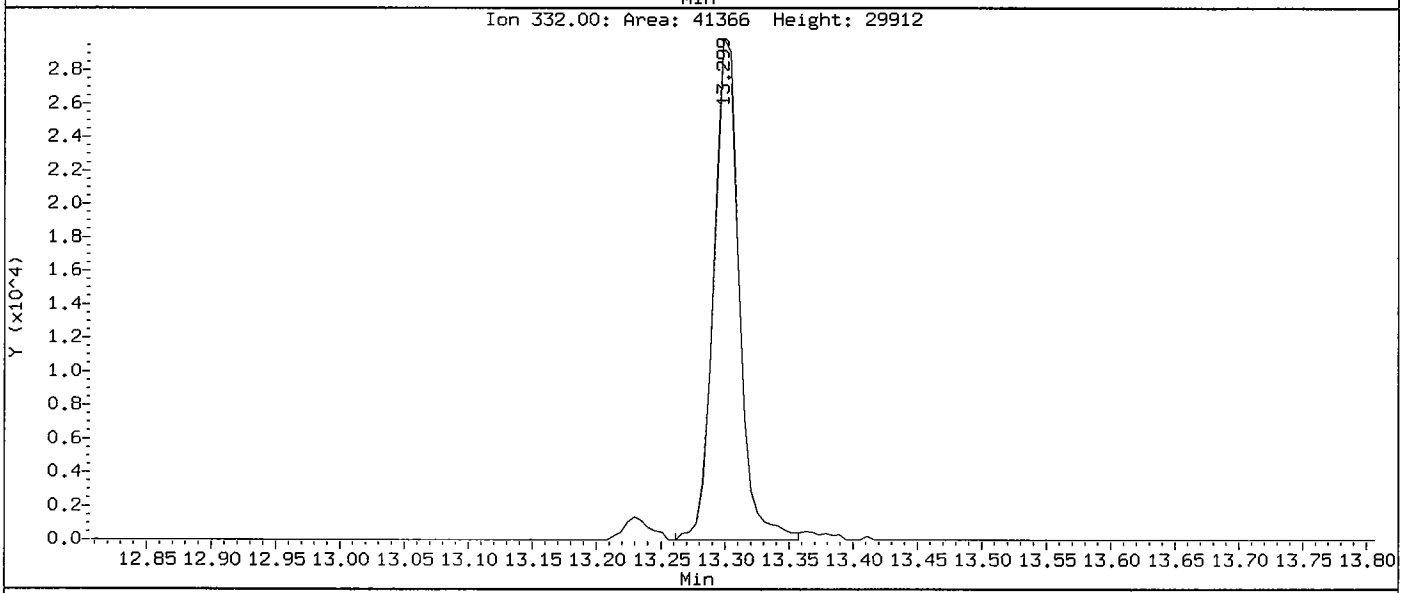

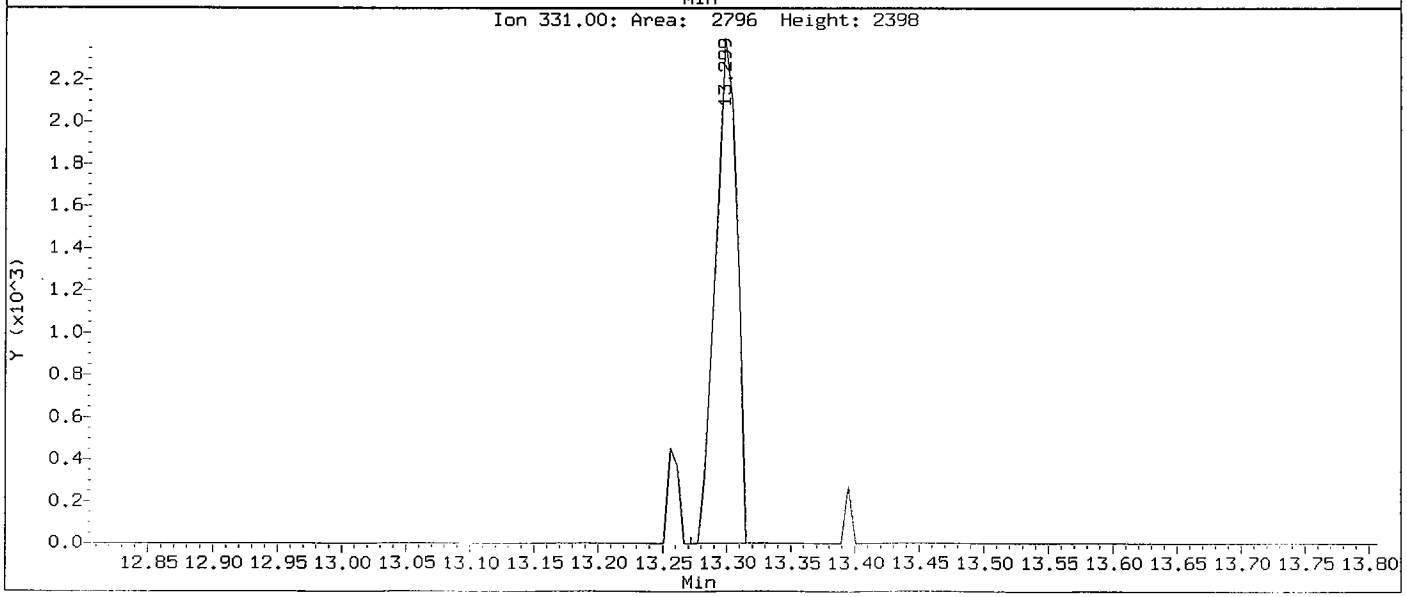

Data File: /chem1/nt6.i/20050801.b/ih29h2.d
Injection Date: 01-AUG-2005 17:18
Instrument: nt6.i
Client Sample ID: AN-RI-SEDC-04B

Compound: Phenanthrene-d10
CAS Number:

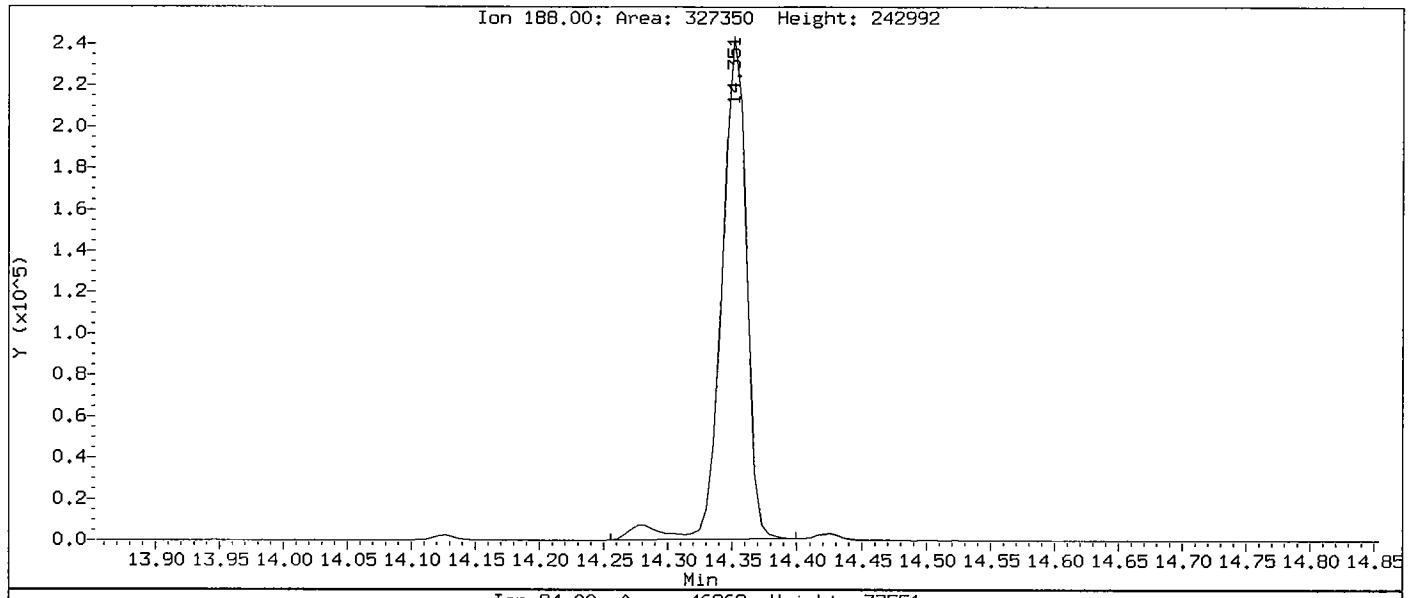

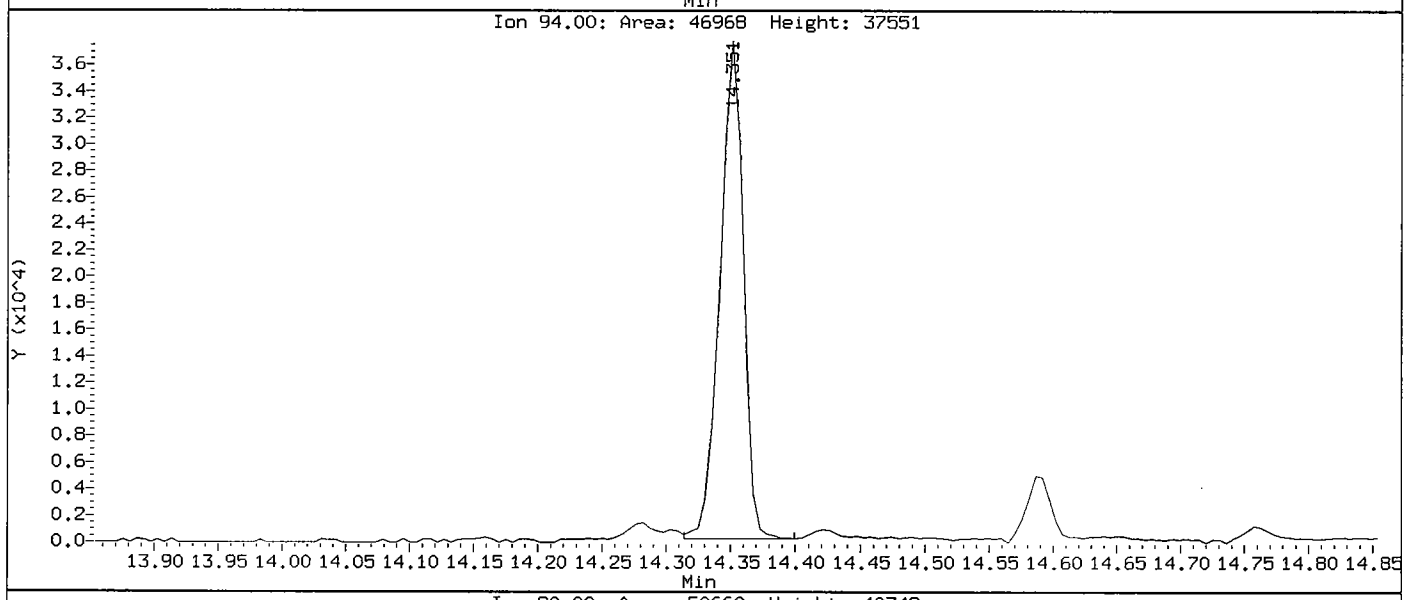

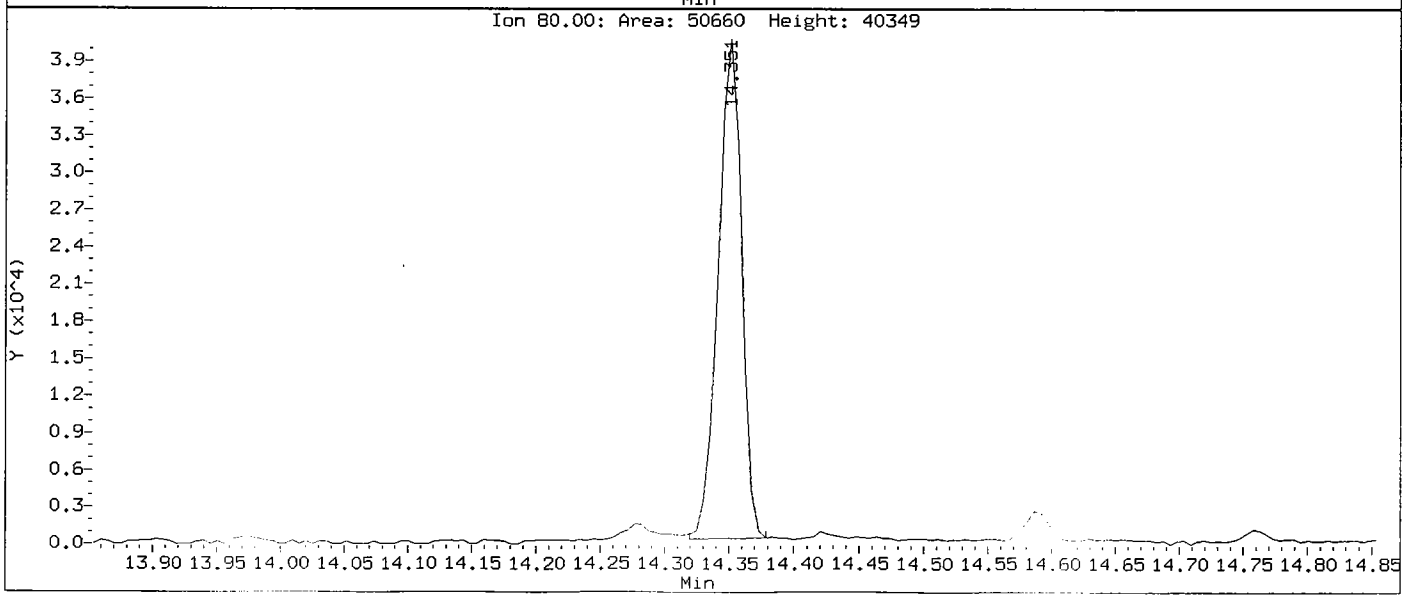

ANALYTICAL RESOURCES INCORPORATED

ORGANICS ANALYSIS DATA SHEET
PSDDA Semivolatiles by SW8270D GC/MS
Page 1 of 1

Sample ID: AN-RI-SEDC-04C
SAMPLE

Lab Sample ID: IH29I
LIMS ID: 05-11911
Matrix: Sediment
Data Release Authorized:
Reported: 08/02/05

QC Report No: IH29-Anchor Environmental
Project: KC Former Scott Mill
00010501/T2
Date Sampled: 07/15/05
Date Received: 07/18/05

Date Extracted: 07/27/05
Date Analyzed: 08/01/05 18:57
Instrument/Analyst: NT6/LJR
GPC Cleanup: No

Sample Amount: 25.4 g-dry-wt
Final Extract Volume: 0.5 mL
Dilution Factor: 1.00
Percent Moisture: 39.5%
pH: 8.1

CAS Number	Analyte	RL	Result
108-95-2	Phenol	20	< 20 U
100-51-6	Benzyl Alcohol	20	< 20 U
95-48-7	2-Methylphenol	20	< 20 U
106-44-5	4-Methylphenol	20	< 20 U
67-72-1	Hexachloroethane	20	< 20 U
105-67-9	2,4-Dimethylphenol	20	< 20 U
65-85-0	Benzoic Acid	200	< 200 U
120-82-1	1,2,4-Trichlorobenzene	20	< 20 U
91-20-3	Naphthalene	20	< 20 U
87-68-3	Hexachlorobutadiene	20	< 20 U
91-57-6	2-Methylnaphthalene	20	< 20 U
131-11-3	Dimethylphthalate	20	< 20 U
208-96-8	Acenaphthylene	20	< 20 U
83-32-9	Acenaphthene	20	< 20 U
132-64-9	Dibenzofuran	20	< 20 U
84-66-2	Diethylphthalate	20	< 20 U
86-73-7	Fluorene	20	< 20 U
86-30-6	N-Nitrosodiphenylamine	20	< 20 U
87-86-5	Pentachlorophenol	98	< 98 U
85-01-8	Phenanthrene	20	< 20 U
120-12-7	Anthracene	20	< 20 U
84-74-2	Di-n-Butylphthalate	20	< 20 U
206-44-0	Fluoranthene	20	< 20 U
129-00-0	Pyrene	20	< 20 U
85-68-7	Butylbenzylphthalate	20	< 20 U
56-55-3	Benzo(a)anthracene	20	< 20 U
117-81-7	bis(2-Ethylhexyl)phthalate	20	< 20 U
218-01-9	Chrysene	20	< 20 U
117-84-0	Di-n-Octyl phthalate	20	< 20 U
205-99-2	Benzo(b)fluoranthene	20	< 20 U
207-08-9	Benzo(k)fluoranthene	20	< 20 U
50-32-8	Benzo(a)pyrene	20	< 20 U
193-39-5	Indeno(1,2,3-cd)pyrene	20	< 20 U
53-70-3	Dibenz(a,h)anthracene	20	< 20 U
191-24-2	Benzo(g,h,i)perylene	20	< 20 U

Reported in µg/kg (ppb)

Semivolatile Surrogate Recovery

d5-Nitrobenzene	50.0%	2-Fluorobiphenyl	52.0%
d14-p-Terphenyl	45.2%	d4-1,2-Dichlorobenzene	35.0%
d5-Phenol	51.5%	2-Fluorophenol	46.9%
2,4,6-Tribromophenol	60.5%	d4-2-Chlorophenol	53.3%

Analytical Resources, Inc.

Semivolatile Report SW846 Method 8270C

Data file : /chem1/nt6.i/20050801.b/ih29i2.d
Lab Smp Id: IH29I Client Smp ID: AN-RI-SEDC-04C
Inj Date : 01-AUG-2005 18:57
Operator : LJR/VS Inst ID: nt6.i
Smp Info : IH29I
Misc Info : 05-11911
Comment : 1ul Injection
Method : /chem1/nt6.i/20050801.b/SW846.m
Meth Date : 02-Aug-2005 12:12 jeff Quant Type: ISTD
Cal Date : 18-JUL-2005 15:41 Cal File: 0800718.d
Als bottle: 7
Dil Factor: 1.00000
Integrator: HP RTE Compound Sublist: PSDDA.sub
Target Version: 3.50

LJR 8/1/05

Concentration Formula: Amt * DF * Vt/(Ws * (100 - M)/100) * CpndVariable

Name	Value	Description
DF	1.00000	Dilution Factor
Vt	500.00000	Volume of final extract (uL)
Ws	42.00000	Weight of sample extracted (g)
M	39.50000	% Moisture

Cpnd Variable Local Compound Variable

		Compounds	QUANT SIG MASS	RT	EXP RT	REL RT	RESPONSE	CONCENTRATIONS ON-COLUMN (ug/mL)	CONCENTRATIONS FINAL (ug/kg)
$	1	2-Fluorophenol	112	5.284	5.266	(0.738)	182218	17.6281	346.9
$	2	Phenol-d5	99	6.833	6.832	(0.954)	231627	19.2801	379.4(M)
	3	Phenol	94	Compound Not Detected.					
$	5	2-Chlorophenol-d4	132	6.887	6.885	(0.962)	190658	20.0122	393.8(M)
	4	Bis(2-Chloroethyl)ether	93	Compound Not Detected.					
	6	2-Chlorophenol	128	Compound Not Detected.					
	7	1,3-Dichlorobenzene	146	Compound Not Detected.					
*	8	1,4-Dichlorobenzene-d4	152	7.159	7.168	(1.000)	146357	20.0000	(M)
	9	1,4-Dichlorobenzene	146	Compound Not Detected.					
$	10	1,2-Dichlorobenzene-d4	152	7.453	7.462	(1.041)	54301	8.74886	172.2(M)
	12	1,2-Dichlorobenzene	146	Compound Not Detected.					
	11	Benzyl alcohol	108	Compound Not Detected.					
	14	2,2'-oxybis(1-Chloropropane)	45	Compound Not Detected.					
	13	2-Methylphenol	108	Compound Not Detected.					
	17	Hexachloroethane	117	Compound Not Detected.					

			QUANT SIG					CONCENTRATIONS	
		Compounds	MASS	RT	EXP RT	REL RT	RESPONSE	ON-COLUMN (ug/mL)	FINAL (ug/kg)
	16	N-Nitroso-di-n-propylamine	70	Compound Not Detected.					
	15	4-Methylphenol	108	Compound Not Detected.					
$	18	Nitrobenzene-d5	82	8.110	8.119	(0.883)	142057	12.4873	245.7(M)
	19	Nitrobenzene	77	Compound Not Detected.					
	20	Isophorone	82	Compound Not Detected.					
	21	2-Nitrophenol	139	Compound Not Detected.					
	22	2,4-Dimethylphenol	107	Compound Not Detected.					
	23	Bis(2-Chloroethoxy)methane	93	Compound Not Detected.					
	24	Benzoic acid	105	Compound Not Detected.					
	25	2,4-Dichlorophenol	162	Compound Not Detected.					
	26	1,2,4-Trichlorobenzene	180	Compound Not Detected.					
*	27	Naphthalene-d8	136	9.189	9.198	(1.000)	493865	20.0000	(M)
	28	Naphthalene	128	Compound Not Detected.					
	29	4-Chloroaniline	127	Compound Not Detected.					
	30	Hexachlorobutadiene	225	Compound Not Detected.					
	31	4-Chloro-3-methylphenol	107	Compound Not Detected.					
	32	2-Methylnaphthalene	141	Compound Not Detected.					
	33	Hexachlorocyclopentadiene	237	Compound Not Detected.					
	34	2,4,6-Trichlorophenol	196	Compound Not Detected.					
	35	2,4,5-Trichlorophenol	196	Compound Not Detected.					
$	36	2-Fluorobiphenyl	172	10.979	10.983	(0.914)	226728	13.9064	255.9(M)
	37	2-Chloronaphthalene	162	Compound Not Detected.					
	38	2-Nitroaniline	65	Compound Not Detected.					
	39	Dimethylphthalate	163	Compound Not Detected.					
	40	Acenaphthylene	152	Compound Not Detected.					
	41	2,6-Dinitrotoluene	165	Compound Not Detected.					
*	42	Acenaphthene-d10	164	12.015	12.019	(1.000)	259874	20.0000	(M)
	43	3-Nitroaniline	138	Compound Not Detected.					
	44	Acenaphthene	153	Compound Not Detected.					
	45	2,4-Dinitrophenol	184	Compound Not Detected.					
	46	Dibenzofuran	168	Compound Not Detected.					
	47	4-Nitrophenol	109	Compound Not Detected.					
	48	2,4-Dinitrotoluene	165	Compound Not Detected.					
	50	Diethylphthalate	149	Compound Not Detected.					
	49	Fluorene	166	Compound Not Detected.					
	51	4-Chlorophenyl-phenylether	204	Compound Not Detected.					
	52	4-Nitroaniline	138	Compound Not Detected.					
	53	4,6-Dinitro-2-methylphenol	198	Compound Not Detected.					
	54	N-Nitrosodiphenylamine	169	Compound Not Detected.					
$	55	2,4,6-Tribromophenol	330	13.303	13.306	(1.107)	39647	22.6827	446.3(M)
	56	4-Bromophenyl-phenylether	248	Compound Not Detected.					
	57	Hexachlorobenzene	284	Compound Not Detected.					
	58	Pentachlorophenol	266	Compound Not Detected.					
*	59	Phenanthrene-d10	188	14.350	14.353	(1.000)	331770	20.0000	(M)
	60	Phenanthrene	178	Compound Not Detected.					
	61	Anthracene	178	Compound Not Detected.					
	62	Carbazole	167	Compound Not Detected.					

	Compounds	QUANT SIG MASS	RT	EXP RT	REL RT	RESPONSE	CONCENTRATIONS ON-COLUMN (ug/mL)	CONCENTRATIONS FINAL (ug/kg)
63	Di-n-butylphthalate	149	Compound Not Detected.					
64	Fluoranthene	202	Compound Not Detected.					
65	Pyrene	202	Compound Not Detected.					
$ 66	Terphenyl-d14	244	16.983	16.987	(0.912)	196112	11.3332	223.0
67	Butylbenzylphthalate	149	Compound Not Detected.					
68	Benzo(a)anthracene	228	Compound Not Detected.					
* 69	Chrysene-d12	240	18.618	18.622	(1.000)	321809	20.0000	
70	3,3'-Dichlorobenzidine	252	Compound Not Detected.					
71	Chrysene	228	Compound Not Detected.					
72	bis(2-Ethylhexyl)phthalate	149	Compound Not Detected.					
* 134	Di-n-octylphthalate-d4	153	19.788	19.786	(1.000)	588085	20.0000	
73	Di-n-octylphthalate	149	Compound Not Detected.					
74	Benzo(b)fluoranthene	252	Compound Not Detected.					
75	Benzo(k)fluoranthene	252	Compound Not Detected.					
76	Benzo(a)pyrene	252	Compound Not Detected.					
* 77	Perylene-d12	264	20.755	20.753	(1.000)	323564	20.0000	
78	Indeno(1,2,3-cd)pyrene	276	Compound Not Detected.					
79	Dibenzo(a,h)anthracene	278	Compound Not Detected.					
80	Benzo(g,h,i)perylene	276	Compound Not Detected.					

QC Flag Legend

M - Compound response manually integrated.

Analytical Resources, Inc.

INTERNAL STANDARD COMPOUNDS
AREA AND RT SUMMARY

Instrument ID: nt6.i
Lab File ID: ih29i2.d
Lab Smp Id: IH29I
Analysis Type: SV
Quant Type: ISTD
Operator: LJR/VS
Method File: /chem1/nt6.i/20050801.b/SW846.m
Misc Info: 05-11911

Calibration Date: 01-AUG-2005
Calibration Time: 15:03
Client Smp ID: AN-RI-SEDC-04C
Level: LOW
Sample Type: Sediment

COMPOUND	STANDARD	AREA LIMIT LOWER	AREA LIMIT UPPER	SAMPLE	%DIFF
8 1,4-Dichlorobenze	134662	67331	269324	146357	8.68
27 Naphthalene-d8	478580	239290	957160	493865	3.19
42 Acenaphthene-d10	261164	130582	522328	259874	-0.49
59 Phenanthrene-d10	368195	184098	736390	331770	-9.89
69 Chrysene-d12	267475	133738	534950	321809	20.31
134 Di-n-octylphthala	494628	247314	989256	588085	18.89
77 Perylene-d12	300548	150274	601096	323564	7.66

COMPOUND	STANDARD	RT LIMIT LOWER	RT LIMIT UPPER	SAMPLE	%DIFF
8 1,4-Dichlorobenze	7.17	6.67	7.67	7.16	-0.13
27 Naphthalene-d8	9.20	8.70	9.70	9.19	-0.10
42 Acenaphthene-d10	12.02	11.52	12.52	12.02	-0.03
59 Phenanthrene-d10	14.35	13.85	14.85	14.35	-0.03
69 Chrysene-d12	18.62	18.12	19.12	18.62	-0.02
134 Di-n-octylphthala	19.79	19.29	20.29	19.79	0.01
77 Perylene-d12	20.75	20.25	21.25	20.75	0.01

AREA UPPER LIMIT = +100% of internal standard area.
AREA LOWER LIMIT = - 50% of internal standard area.
RT UPPER LIMIT = + 0.50 minutes of internal standard RT.
RT LOWER LIMIT = - 0.50 minutes of internal standard RT.

Analytical Resources, Inc.

RECOVERY REPORT

Client Name: ANCHOR
Sample Matrix: SOLID
Lab Smp Id: IH29I
Level: LOW
Data Type: MS DATA
SpikeList File: SONICMS.spk
Sublist File: PSDDA.sub
Method File: /chem1/nt6.i/20050801.b/SW846.m
Misc Info: 05-11911

Client SDG: IH29
Fraction: SV
Client Smp ID: AN-RI-SEDC-04C
Operator: LJR/VS
SampleType: SAMPLE
Quant Type: ISTD

SURROGATE COMPOUND	CONC ADDED ug/kg	CONC RECOVERED ug/kg	% RECOVERED	LIMITS
$ 1 2-Fluorophenol	737.9	346.9	47.01	24-112
$ 2 Phenol-d5	737.9	379.4	51.41	29-109
$ 5 2-Chlorophenol-d4	737.9	393.8	53.37	34-101
$ 10 1,2-Dichlorobenzen	491.9	172.2	35.00	30-84
$ 18 Nitrobenzene-d5	491.9	245.7	49.95	28-103
$ 36 2-Fluorobiphenyl	491.9	255.9	52.03	33-104
$ 55 2,4,6-Tribromophen	737.9	446.3	60.49	27-134
$ 66 Terphenyl-d14	491.9	223.0	45.33	31-120

Data File: /chem1/nt6.i/20050801.b/ih29i2.d
Date : 01-AUG-2005 18:57
Client ID: AN-RI-SEDC-04C
Sample Info: IH29I
Volume Injected (uL): 1.0
Column phase: RTX-5

Instrument: nt6.i
Operator: LJR/VS
Column diameter: 0.32

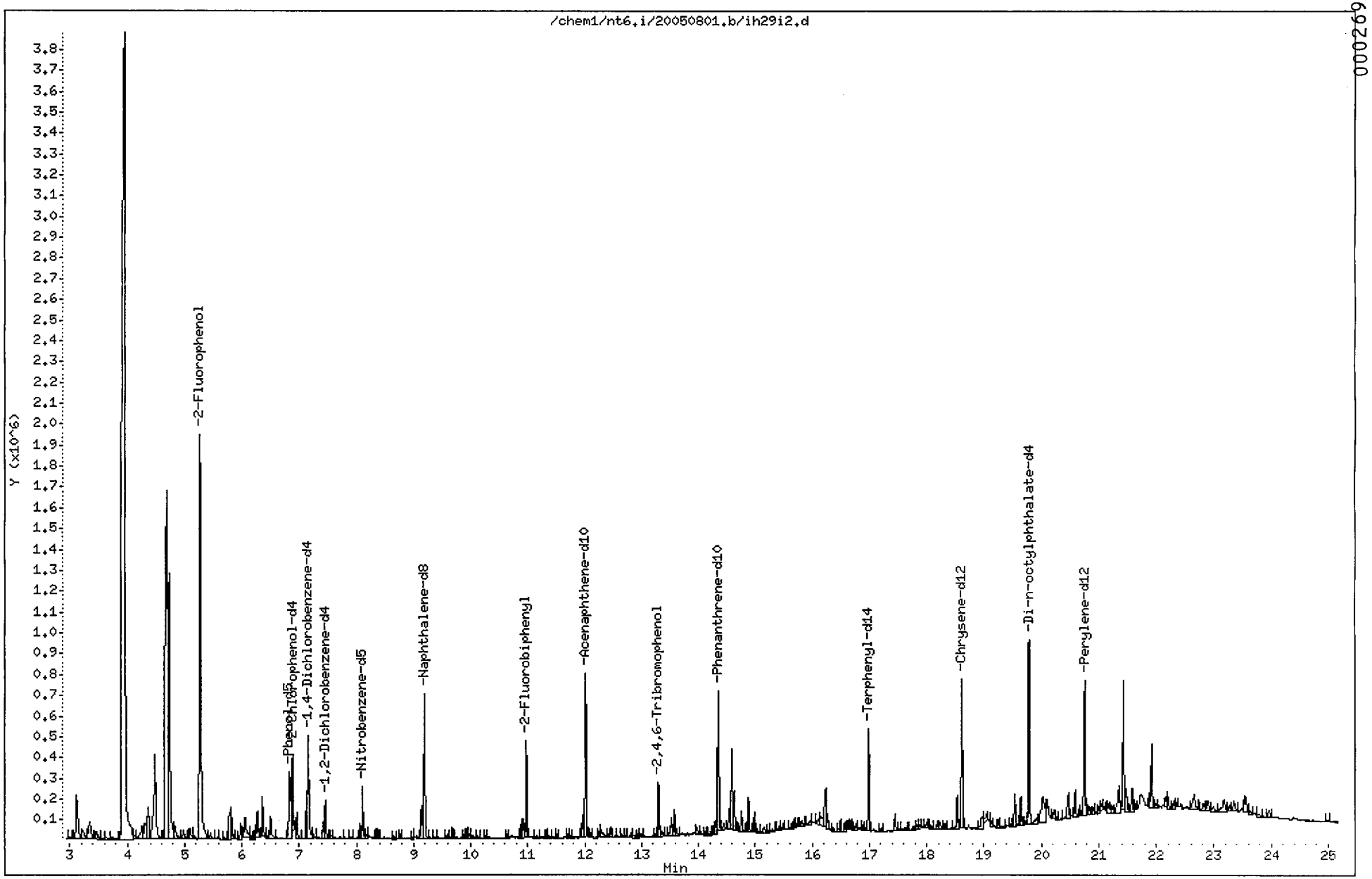

0002269

Data File: /chem1/nt6.i/20050801.b/ih29i2.d
Injection Date: 01-AUG-2005 18:57
Instrument: nt6.i
Client Sample ID: AN-RI-SEDC-04C

Compound: Phenol-d5
CAS Number:

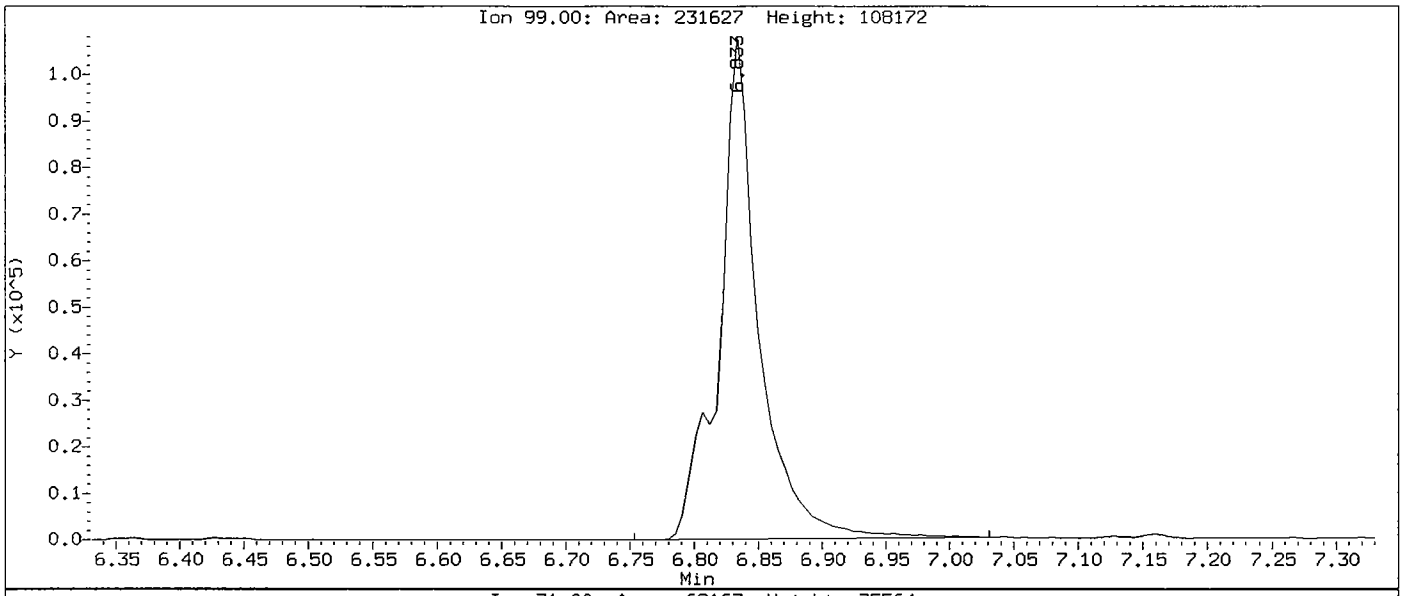

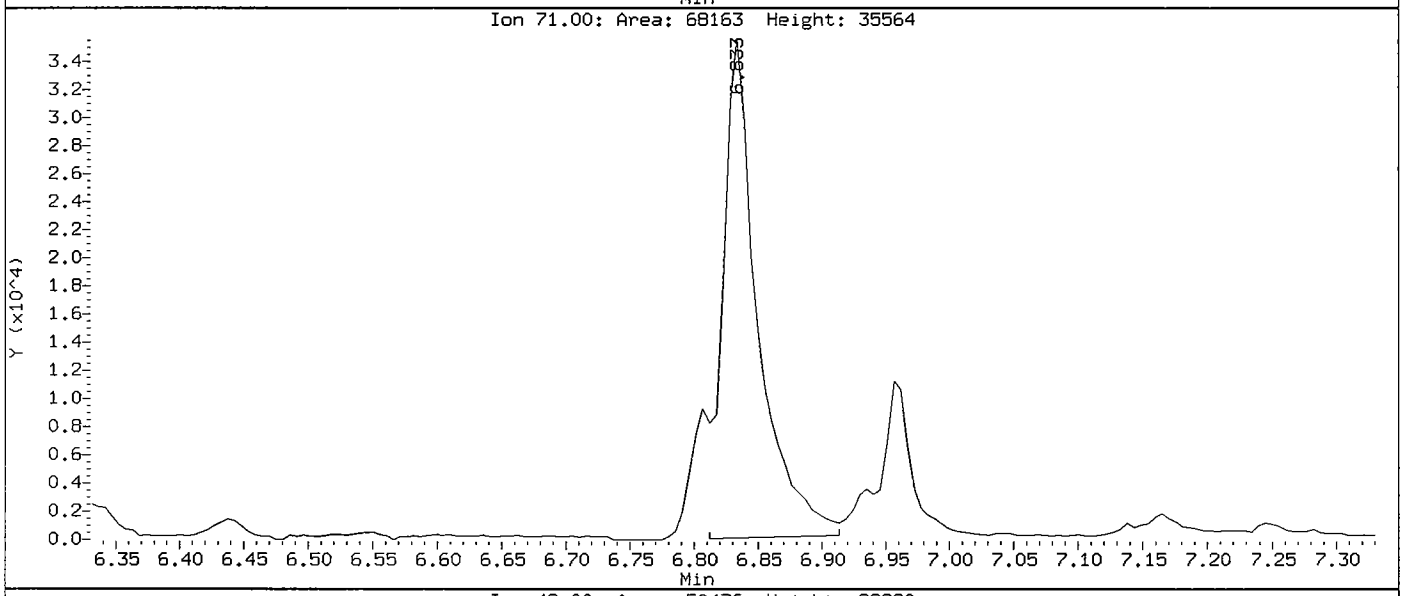

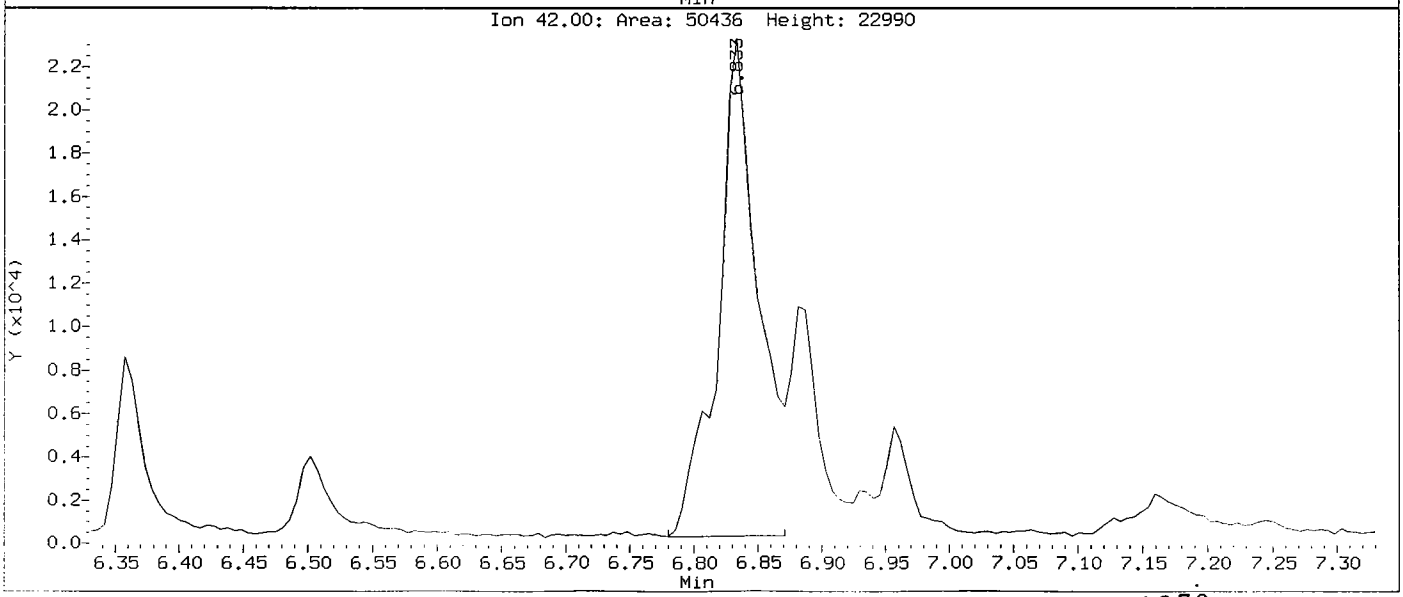

Data File: /chem1/nt6.i/20050801.b/ih29i2.d
Injection Date: 01-AUG-2005 18:57
Instrument: nt6.i
Client Sample ID: AN-RI-SEDC-04C

Compound: 2-Chlorophenol-d4
CAS Number:

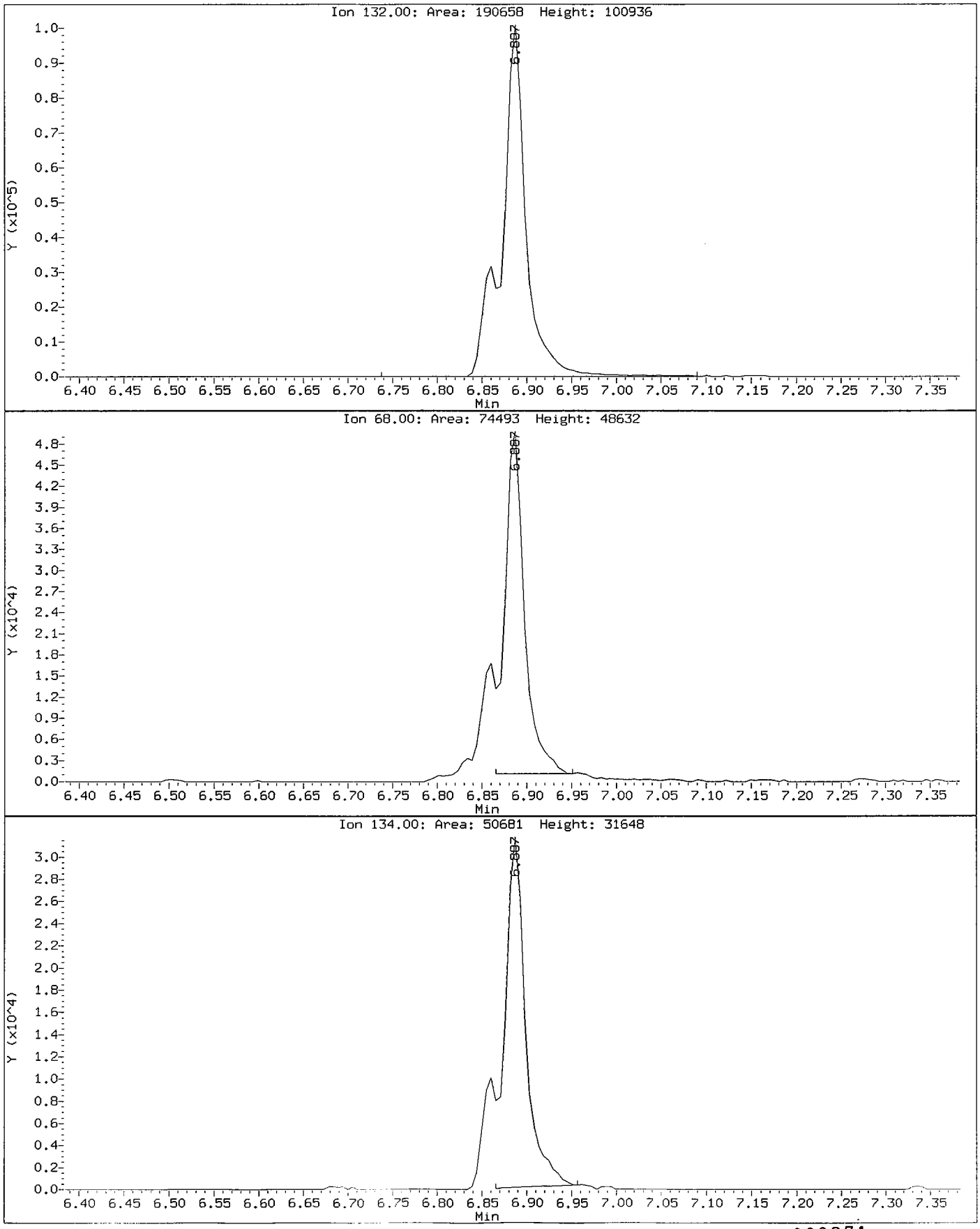

Data File: /chem1/nt6.i/20050801.b/ih29i2.d
Injection Date: 01-AUG-2005 18:57
Instrument: nt6.i
Client Sample ID: AN-RI-SEDC-04C

Compound: 1,4-Dichlorobenzene-d4
CAS Number: 3855-82-1

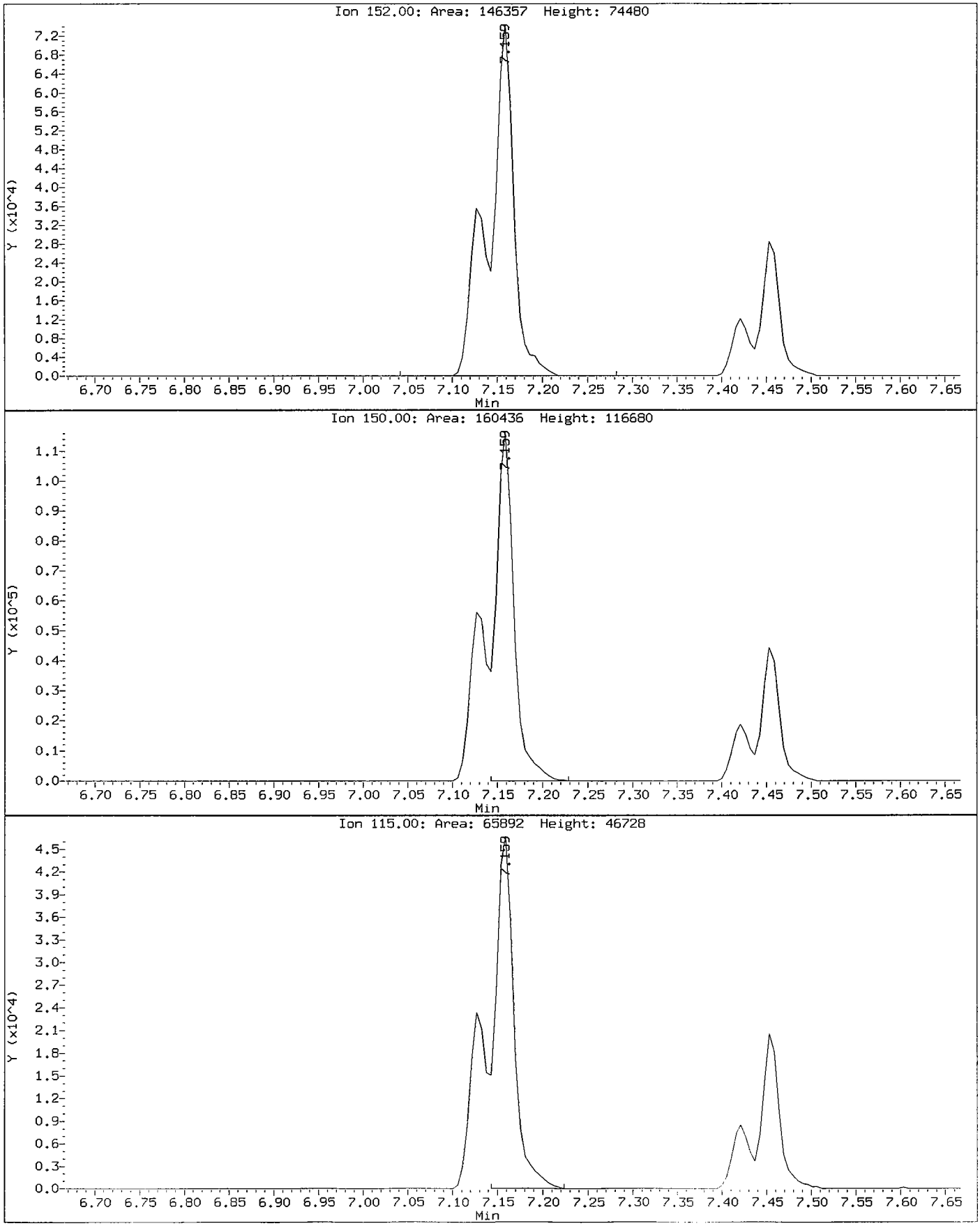

Data File: /chem1/nt6.i/20050801.b/ih29i2.d
Injection Date: 01-AUG-2005 18:57
Instrument: nt6.i
Client Sample ID: AN-RI-SEDC-04C

Compound: 1,2-Dichlorobenzene-d4
CAS Number: 2199-69-1

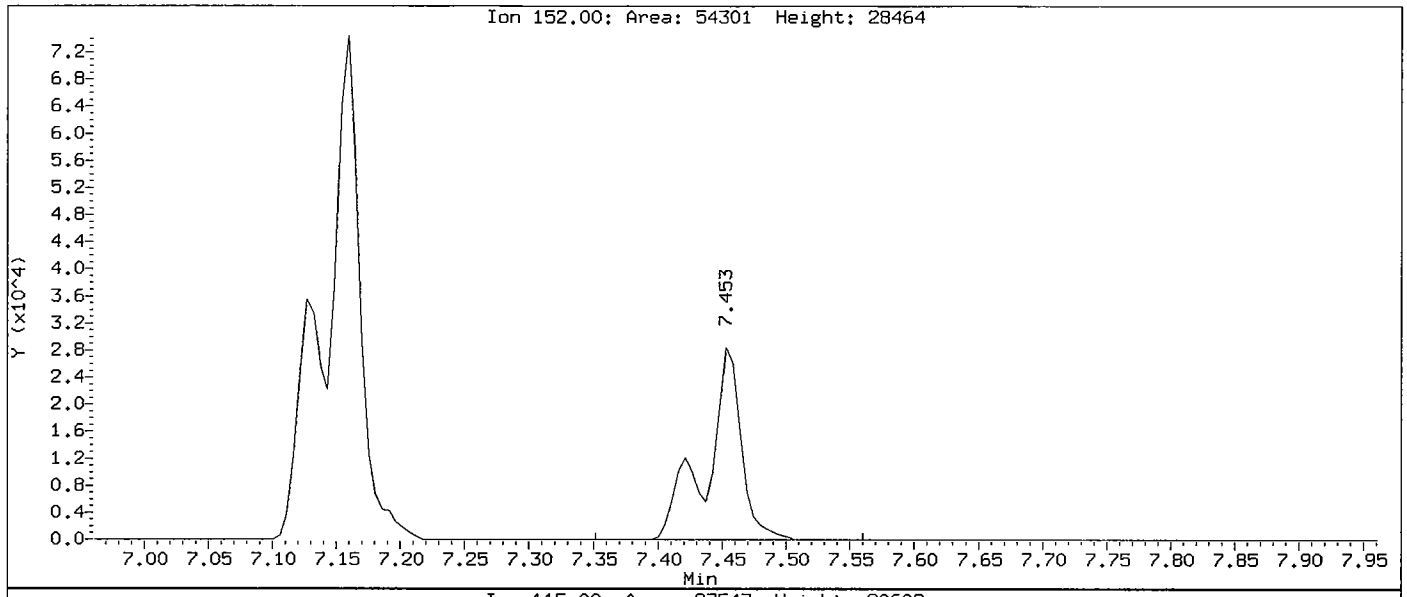

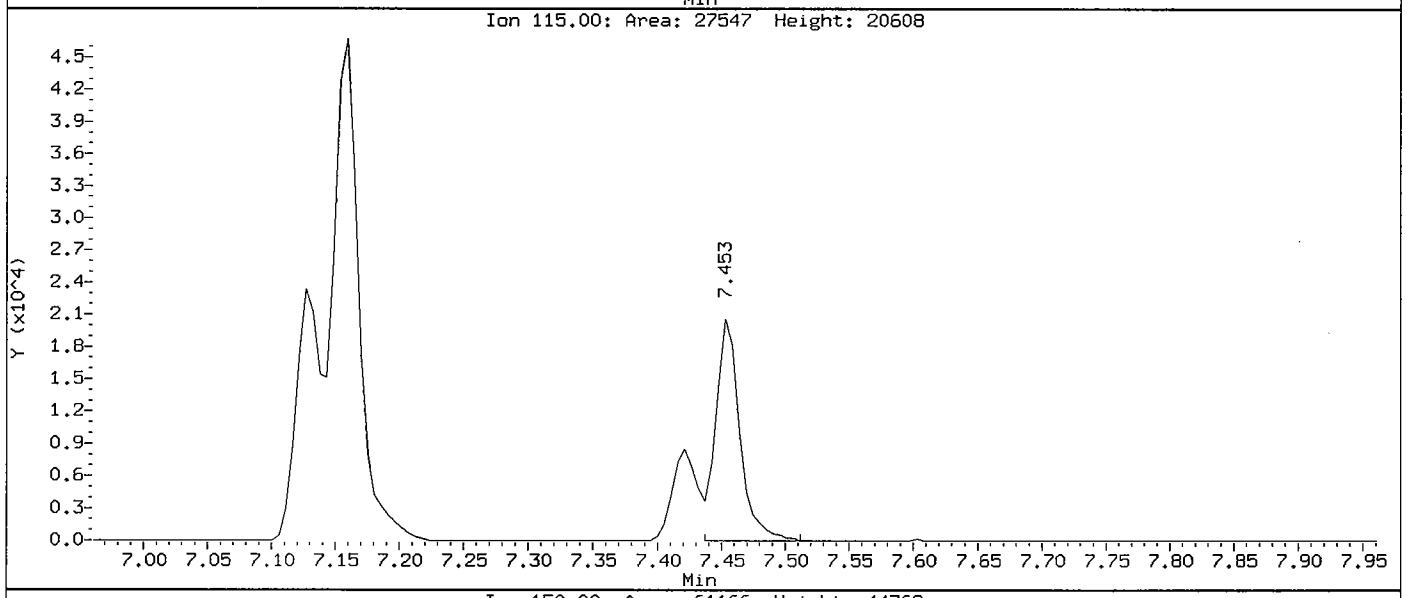

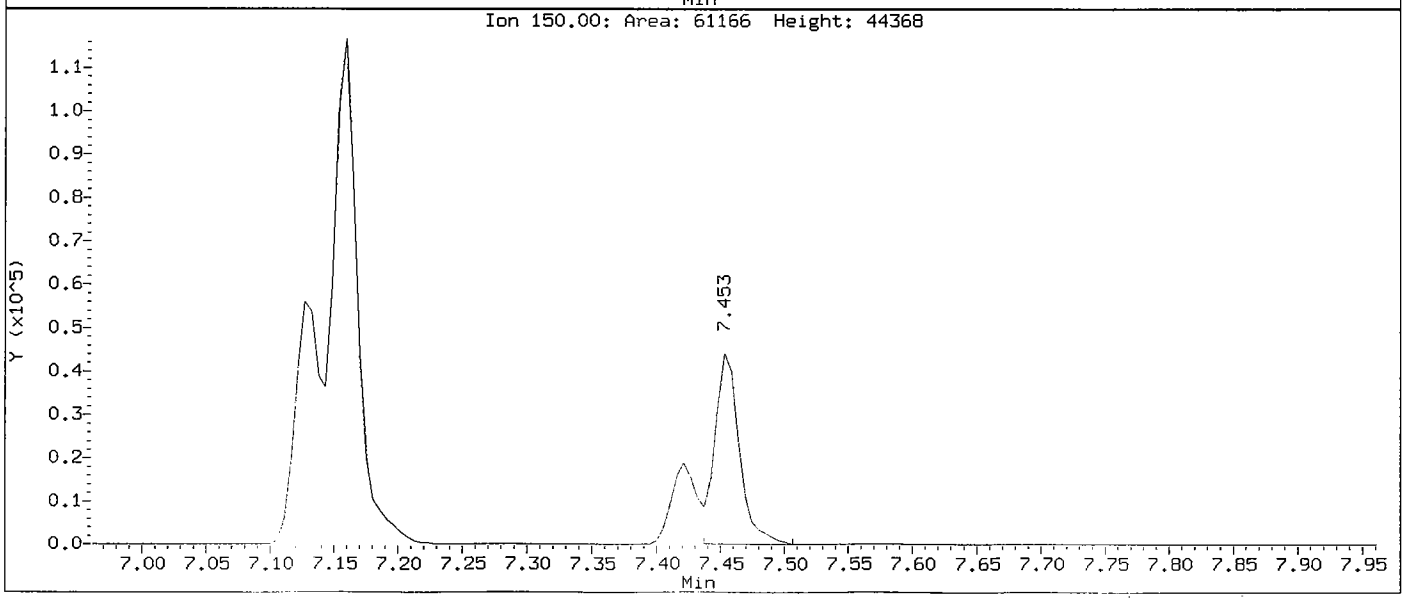

Data File: /chem1/nt6.i/20050801.b/ih29i2.d
Injection Date: 01-AUG-2005 18:57
Instrument: nt6.i
Client Sample ID: AN-RI-SEDC-04C

Compound: Nitrobenzene-d5
CAS Number: 4165-60-0

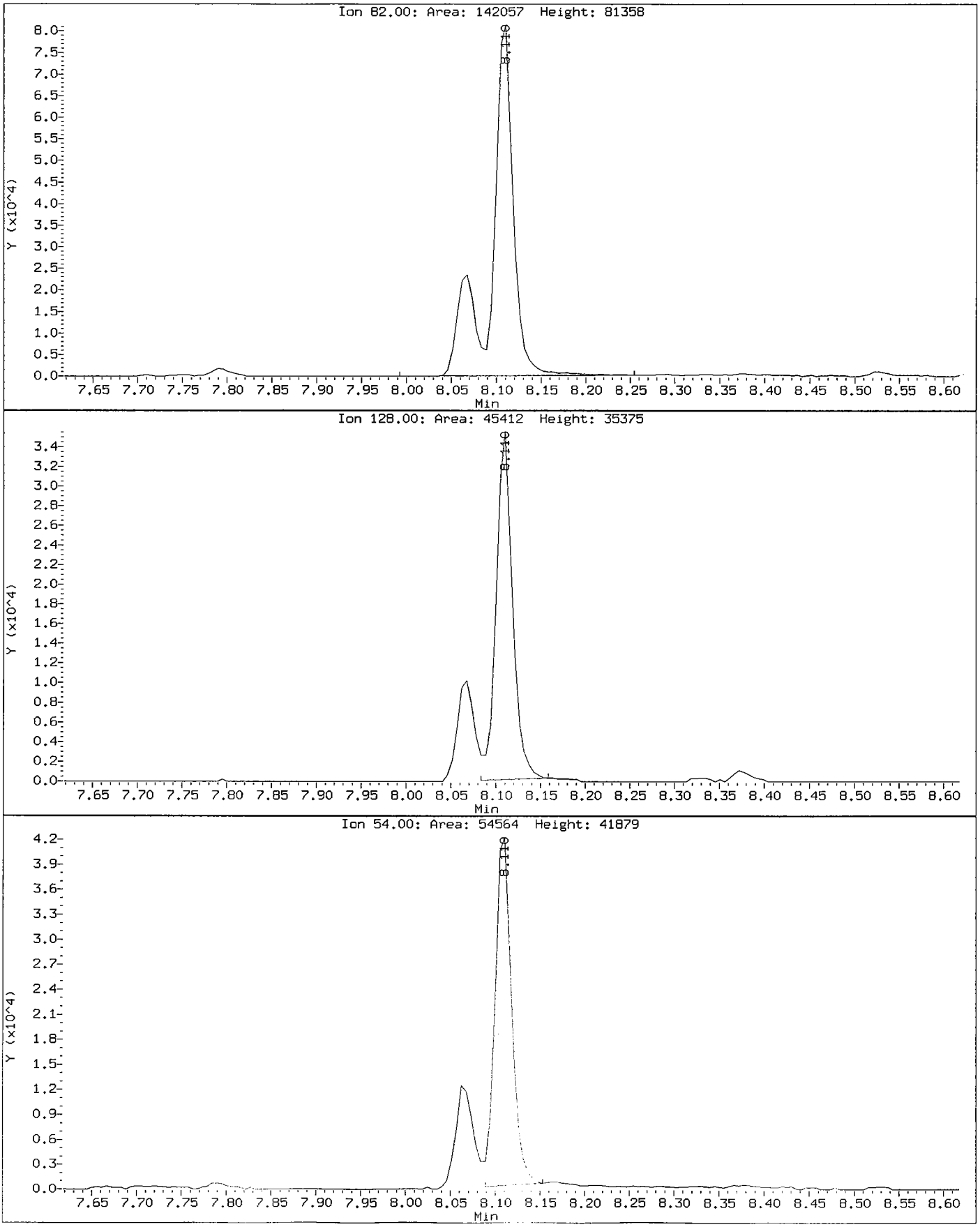

Data File: /chem1/nt6.i/20050801.b/ih29i2.d
Injection Date: 01-AUG-2005 18:57
Instrument: nt6.i
Client Sample ID: AN-RI-SEDC-04C

Compound: Naphthalene-d8
CAS Number: 1146-65-2

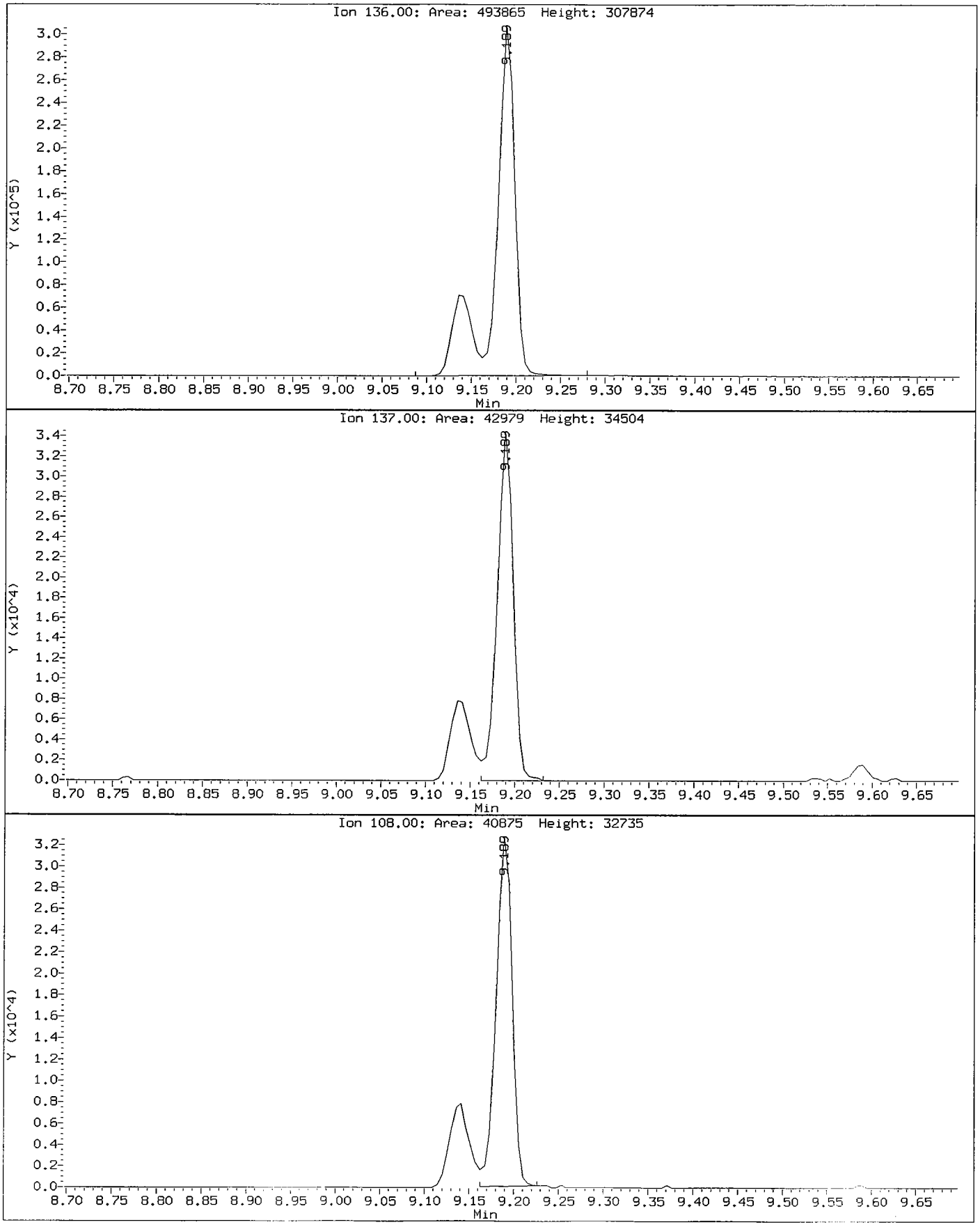

Data File: /chem1/nt6.i/20050801.b/ih29i2.d
Injection Date: 01-AUG-2005 18:57
Instrument: nt6.i
Client Sample ID: AN-RI-SEDC-04C

Compound: 2-Fluorobiphenyl
CAS Number: 321-60-8

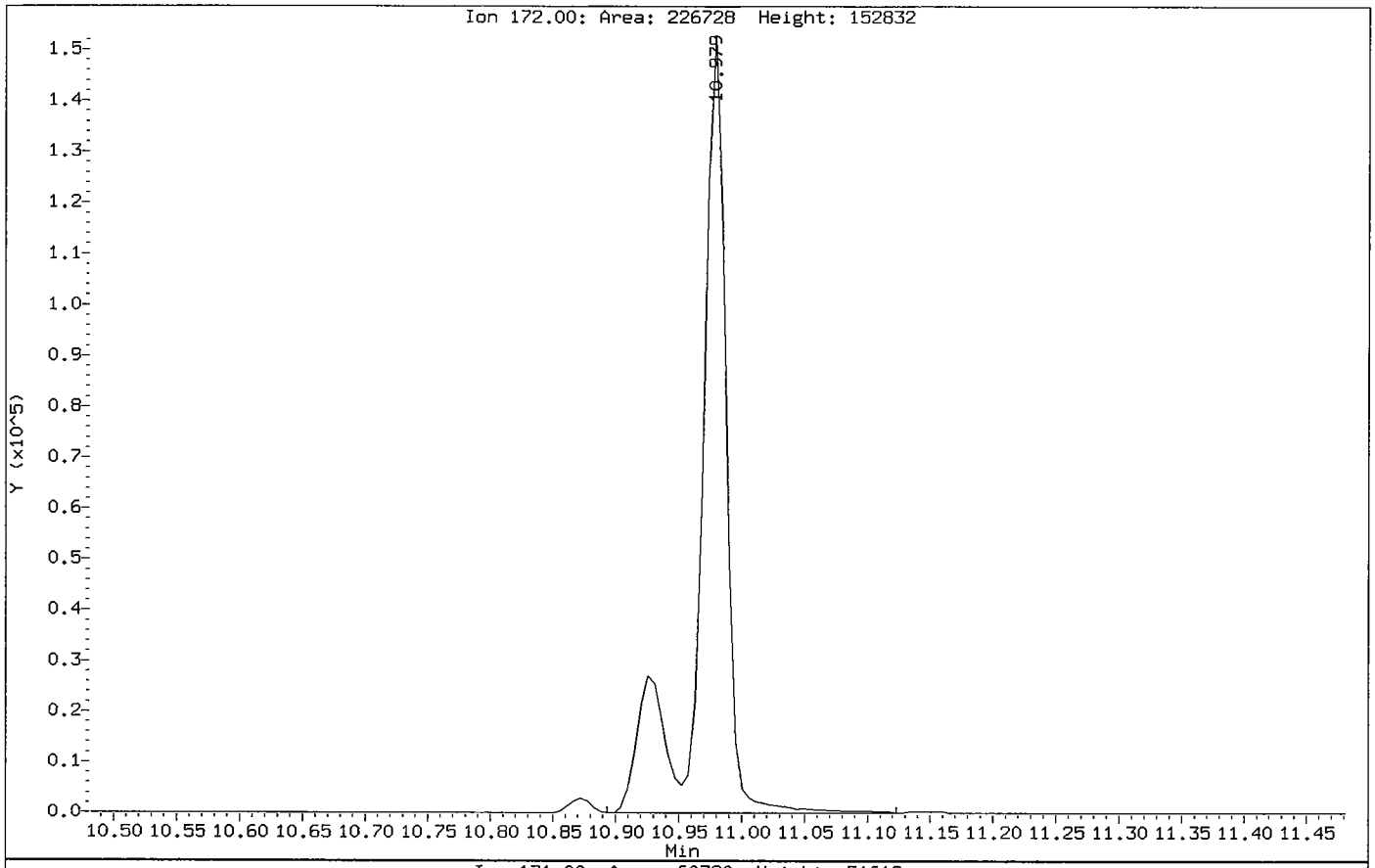

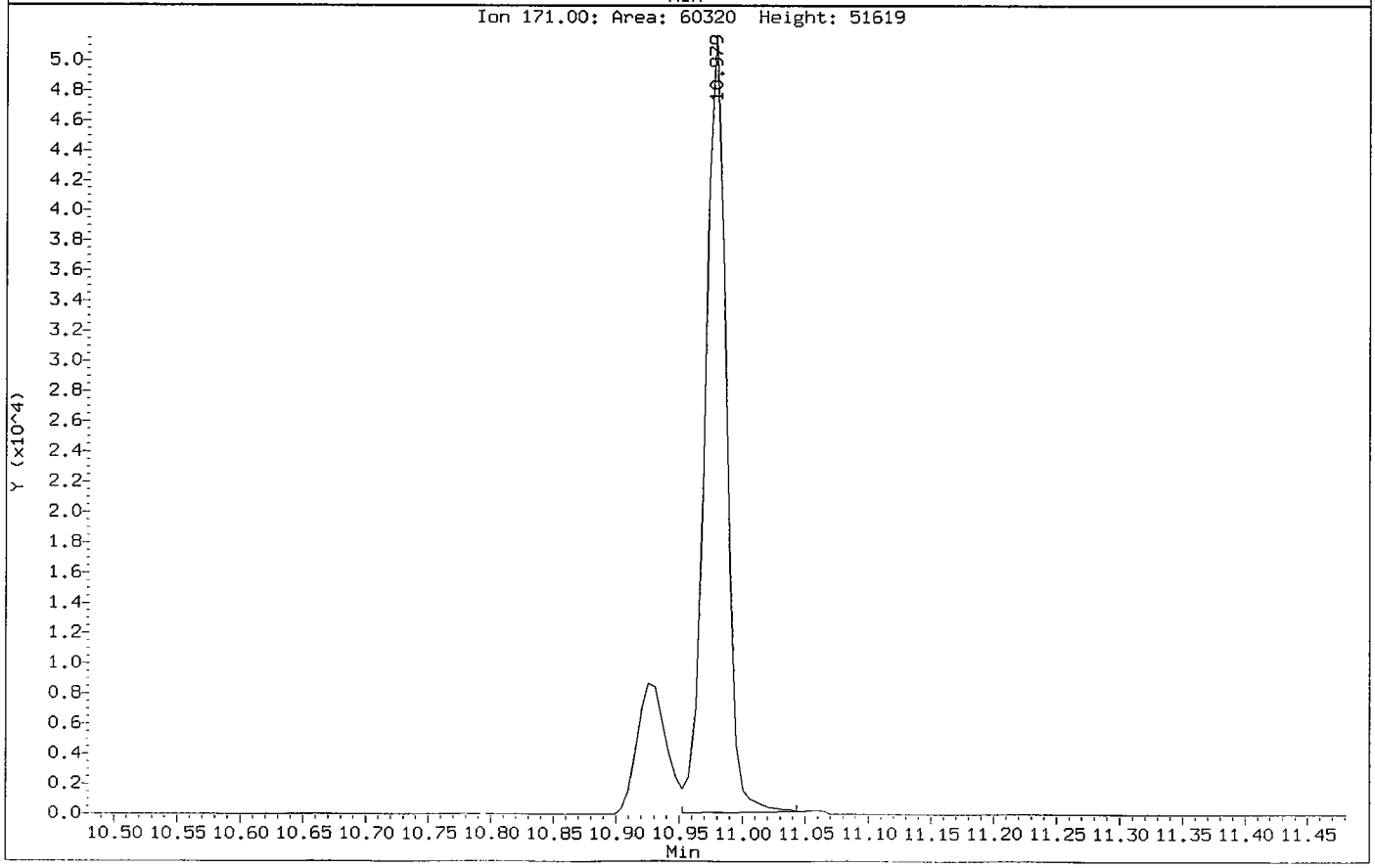

Data File: /chem1/nt6.i/20050801.b/ih29i2.d
Injection Date: 01-AUG-2005 18:57
Instrument: nt6.i
Client Sample ID: AN-RI-SEDC-04C

Compound: Acenaphthene-d10
CAS Number:

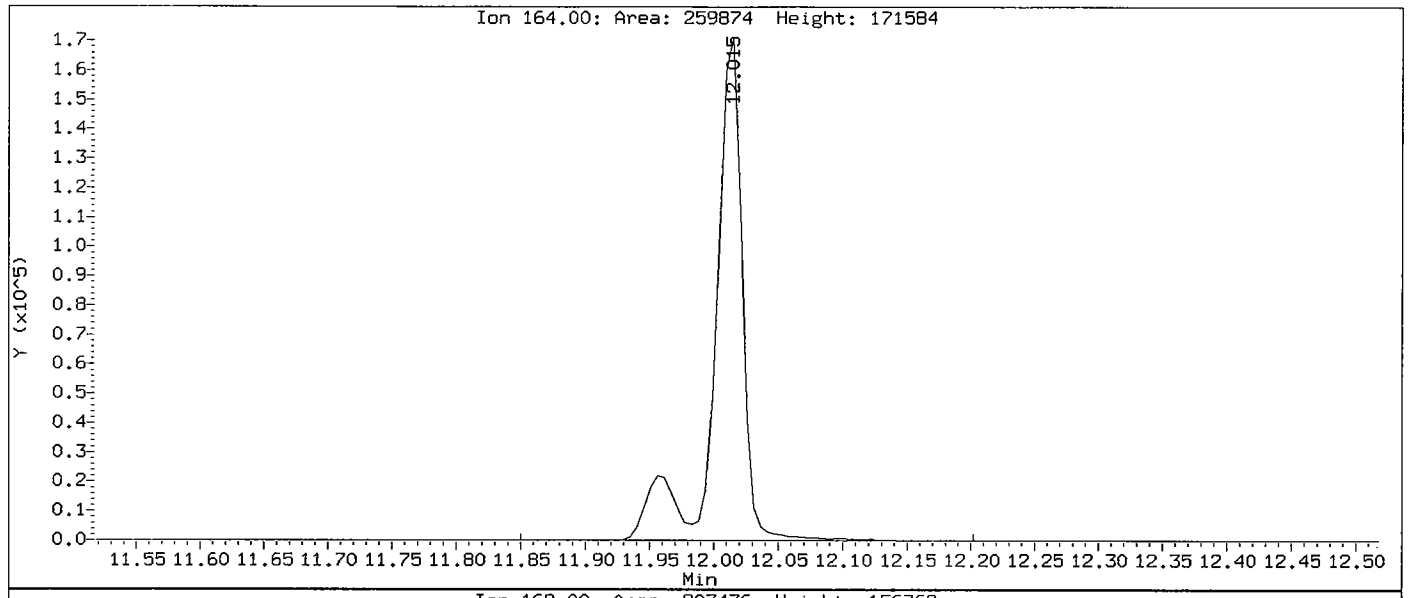

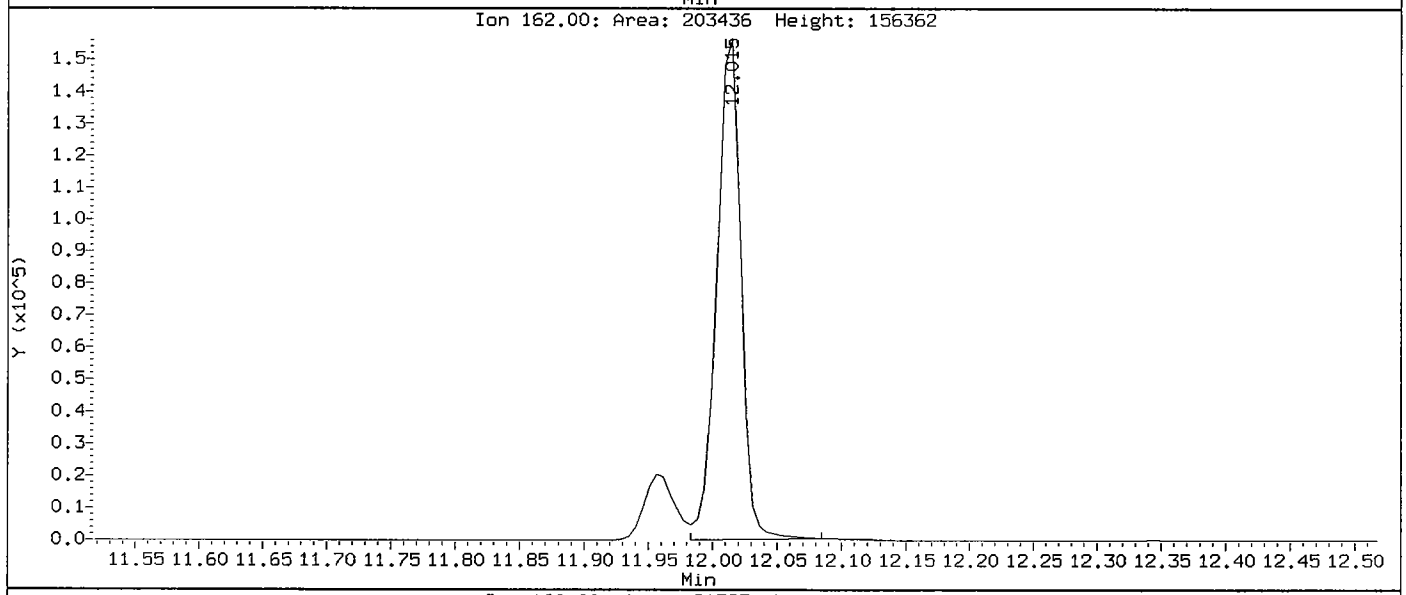

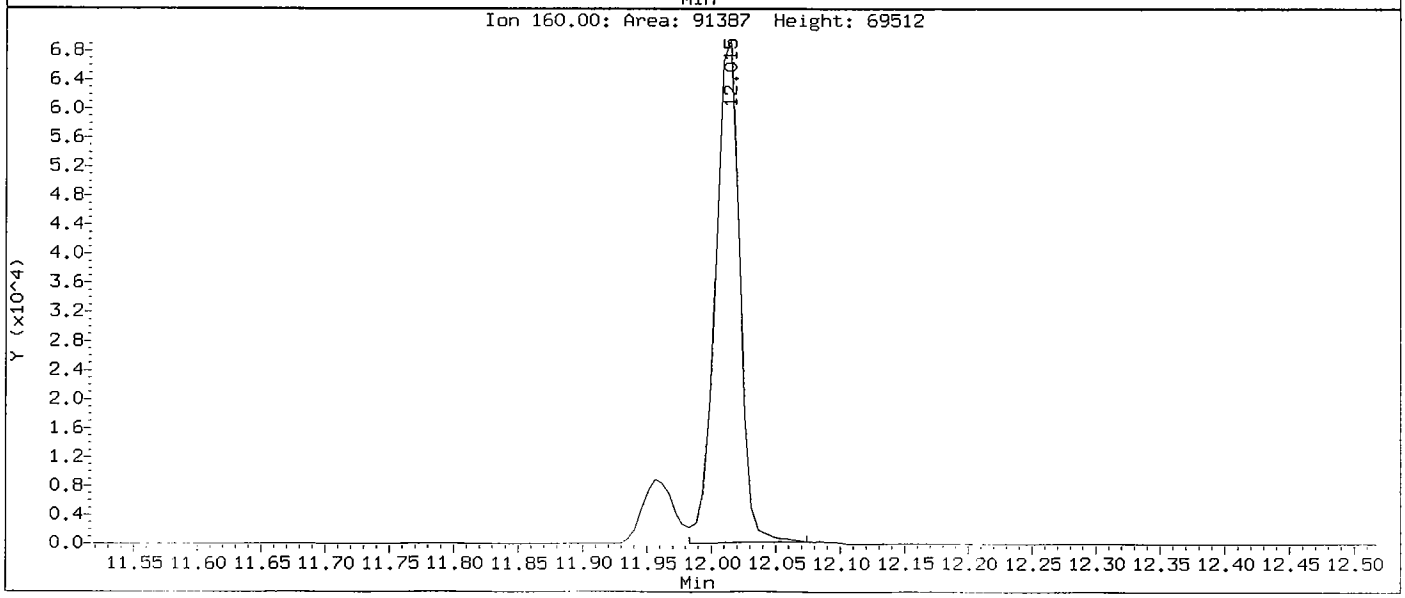

Data File: /chem1/nt6.i/20050801.b/ih29i2.d
Injection Date: 01-AUG-2005 18:57
Instrument: nt6.i
Client Sample ID: AN-RI-SEDC-04C

Compound: 2,4,6-Tribromophenol
CAS Number: 118-79-6

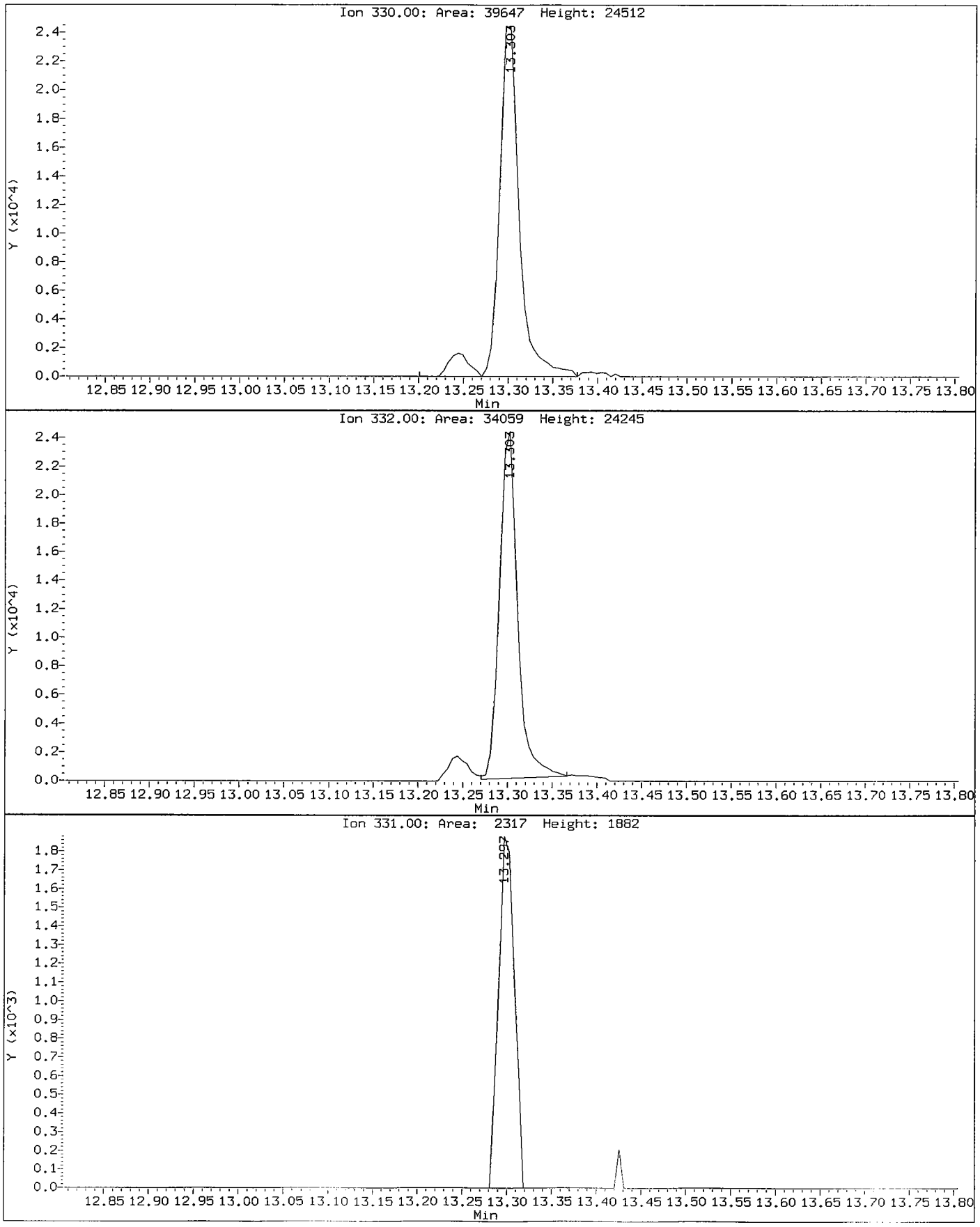

Data File: /chem1/nt6.i/20050801.b/ih29i2.d
Injection Date: 01-AUG-2005 18:57
Instrument: nt6.i
Client Sample ID: AN-RI-SEDC-04C

Compound: Phenanthrene-d10
CAS Number:

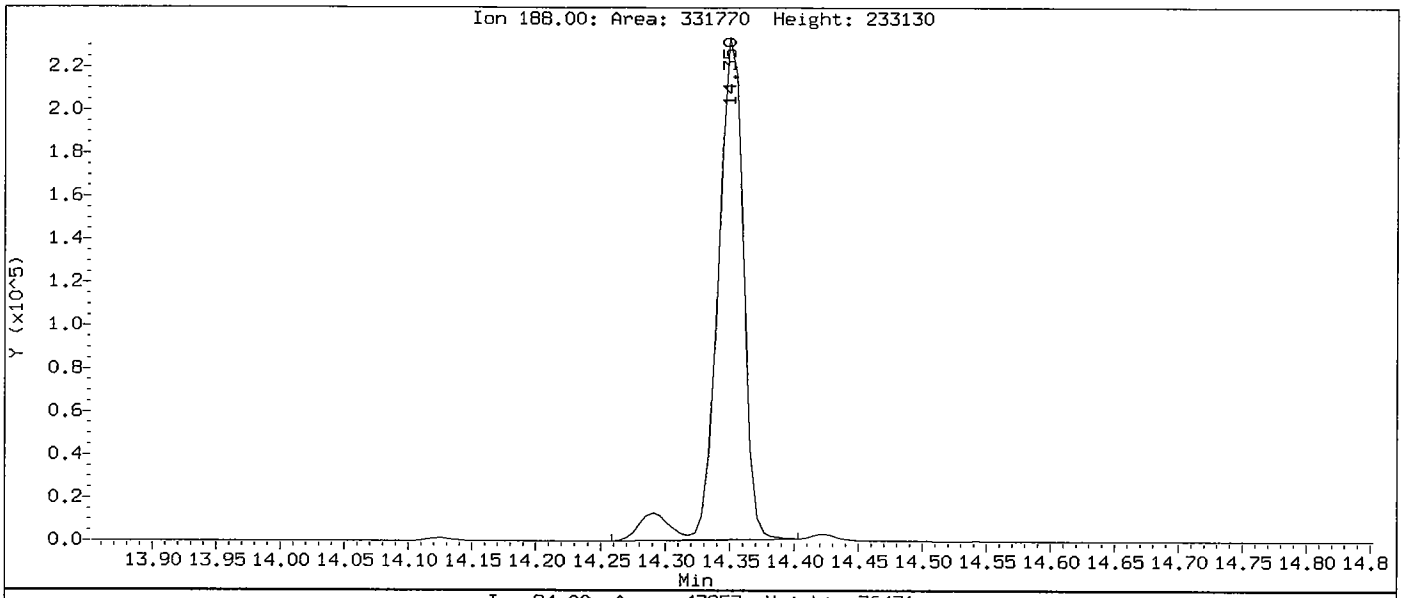

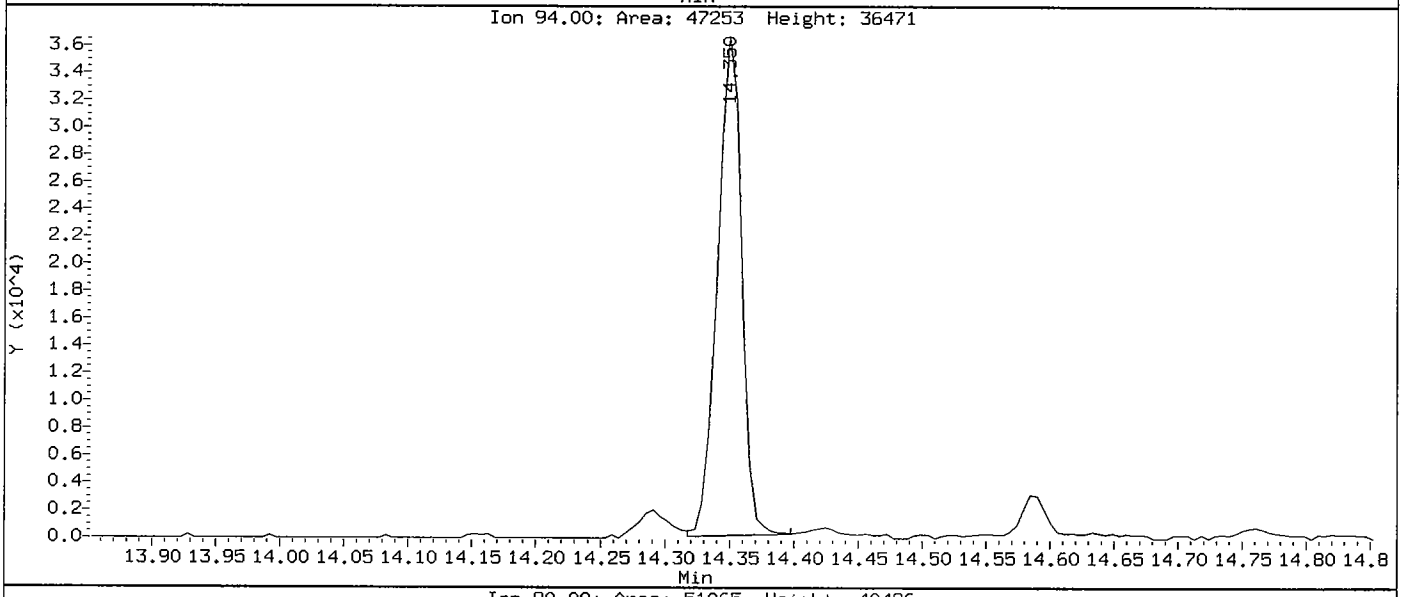

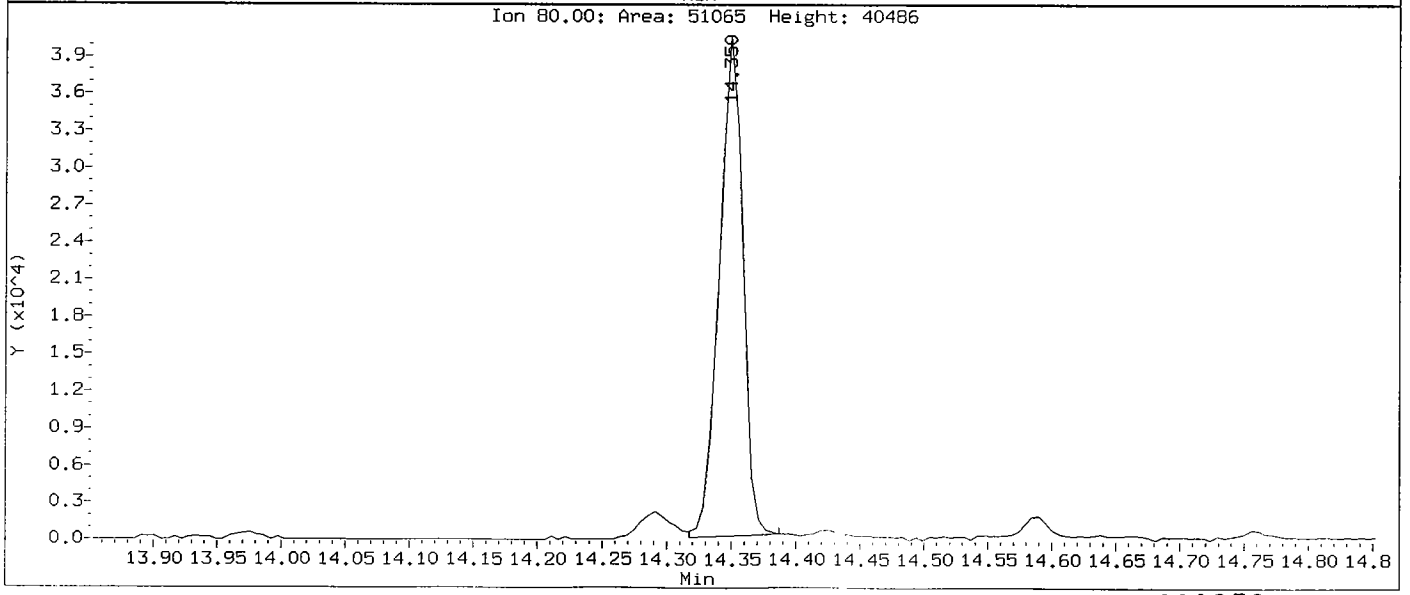

ANALYTICAL RESOURCES INCORPORATED

ORGANICS ANALYSIS DATA SHEET
PSDDA Semivolatiles by SW8270D GC/MS
Page 1 of 1

Sample ID: AN-RI-SEDS-05-SS
SAMPLE

Lab Sample ID: IH29J
LIMS ID: 05-11912
Matrix: Sediment
Data Release Authorized:
Reported: 08/02/05

QC Report No: IH29-Anchor Environmental
Project: KC Former Scott Mill
00010501/T2
Date Sampled: 07/14/05
Date Received: 07/18/05

Date Extracted: 07/27/05
Date Analyzed: 08/01/05 19:30
Instrument/Analyst: NT6/LJR
GPC Cleanup: No

Sample Amount: 25.2 g-dry-wt
Final Extract Volume: 0.5 mL
Dilution Factor: 1.00
Percent Moisture: 30.2%
pH: 6.7

CAS Number	Analyte	RL	Result
108-95-2	Phenol	20	< 20 U
100-51-6	Benzyl Alcohol	20	< 20 U
95-48-7	2-Methylphenol	20	< 20 U
106-44-5	**4-Methylphenol**	**20**	**43**
67-72-1	Hexachloroethane	20	< 20 U
105-67-9	2,4-Dimethylphenol	20	< 20 U
65-85-0	Benzoic Acid	200	< 200 U
120-82-1	1,2,4-Trichlorobenzene	20	< 20 U
91-20-3	Naphthalene	20	< 20 U
87-68-3	Hexachlorobutadiene	20	< 20 U
91-57-6	2-Methylnaphthalene	20	< 20 U
131-11-3	Dimethylphthalate	20	< 20 U
208-96-8	Acenaphthylene	20	< 20 U
83-32-9	Acenaphthene	20	< 20 U
132-64-9	Dibenzofuran	20	< 20 U
84-66-2	Diethylphthalate	20	< 20 U
86-73-7	Fluorene	20	< 20 U
86-30-6	N-Nitrosodiphenylamine	20	< 20 U
87-86-5	Pentachlorophenol	99	< 99 U
85-01-8	**Phenanthrene**	**20**	**40**
120-12-7	Anthracene	20	< 20 U
84-74-2	Di-n-Butylphthalate	20	< 20 U
206-44-0	**Fluoranthene**	**20**	**48**
129-00-0	**Pyrene**	**20**	**35**
85-68-7	Butylbenzylphthalate	20	< 20 U
56-55-3	Benzo(a)anthracene	20	< 20 U
117-81-7	bis(2-Ethylhexyl)phthalate	20	< 20 U
218-01-9	Chrysene	20	< 20 U
117-84-0	Di-n-Octyl phthalate	20	< 20 U
205-99-2	Benzo(b)fluoranthene	20	< 20 U
207-08-9	Benzo(k)fluoranthene	20	< 20 U
50-32-8	Benzo(a)pyrene	20	< 20 U
193-39-5	Indeno(1,2,3-cd)pyrene	20	< 20 U
53-70-3	Dibenz(a,h)anthracene	20	< 20 U
191-24-2	Benzo(g,h,i)perylene	20	< 20 U

Reported in µg/kg (ppb)

Semivolatile Surrogate Recovery

d5-Nitrobenzene	64.4%	2-Fluorobiphenyl	65.2%
d14-p-Terphenyl	58.0%	d4-1,2-Dichlorobenzene	50.4%
d5-Phenol	67.7%	2-Fluorophenol	63.7%
2,4,6-Tribromophenol	75.7%	d4-2-Chlorophenol	68.0%

Analytical Resources, Inc.

Semivolatile Report SW846 Method 8270C

Data file : /chem1/nt6.i/20050801.b/ih29j2.d
Lab Smp Id: IH29J Client Smp ID: AN-RI-SEDS-05-SS
Inj Date : 01-AUG-2005 19:30
Operator : LJR/VS Inst ID: nt6.i
Smp Info : IH29J
Misc Info : 05-11912
Comment : 1ul Injection
Method : /chem1/nt6.i/20050801.b/SW846.m
Meth Date : 02-Aug-2005 12:12 jeff Quant Type: ISTD
Cal Date : 18-JUL-2005 15:41 Cal File: 0800718.d
Als bottle: 8
Dil Factor: 1.00000
Integrator: HP RTE Compound Sublist: PSDDA.sub
Target Version: 3.50

Concentration Formula: Amt * DF * Vt/(Ws * (100 - M)/100) * CpndVariable

Name	Value	Description
DF	1.00000	Dilution Factor
Vt	500.00000	Volume of final extract (uL)
Ws	36.00000	Weight of sample extracted (g)
M	30.20000	% Moisture

Cpnd Variable Local Compound Variable

	Compounds	QUANT SIG MASS	RT	EXP RT	REL RT	RESPONSE	CONCENTRATIONS ON-COLUMN (ug/mL)	FINAL (ug/kg)
$ 1	2-Fluorophenol	112	5.294	5.266	(0.739)	237091	23.8786	475.1
$ 2	Phenol-d5	99	6.838	6.832	(0.954)	292575	25.3534	504.5
3	Phenol	94	Compound Not Detected.					
$ 5	2-Chlorophenol-d4	132	6.886	6.885	(0.961)	233514	25.5170	507.7
4	Bis(2-Chloroethyl)ether	93	Compound Not Detected.					
6	2-Chlorophenol	128	Compound Not Detected.					
7	1,3-Dichlorobenzene	146	Compound Not Detected.					
* 8	1,4-Dichlorobenzene-d4	152	7.164	7.168	(1.000)	140584	20.0000	
9	1,4-Dichlorobenzene	146	Compound Not Detected.					
$ 10	1,2-Dichlorobenzene-d4	152	7.458	7.462	(1.041)	75235	12.6195	251.1
12	1,2-Dichlorobenzene	146	Compound Not Detected.					
11	Benzyl alcohol	108	Compound Not Detected.					
14	2,2'-oxybis(1-Chloropropane)	45	Compound Not Detected.					
13	2-Methylphenol	108	Compound Not Detected.					
17	Hexachloroethane	117	Compound Not Detected.					

			QUANT SIG					CONCENTRATIONS	
		Compounds	MASS	RT	EXP RT	REL RT	RESPONSE	ON-COLUMN (ug/mL)	FINAL (ug/kg)
	16	N-Nitroso-di-n-propylamine	70	Compound Not Detected.					
	15	4-Methylphenol	108	8.003	7.996	(1.117)	19040	2.16437	43.07
$	18	Nitrobenzene-d5	82	8.110	8.119	(0.883)	180781	16.1219	320.8
	19	Nitrobenzene	77	Compound Not Detected.					
	20	Isophorone	82	Compound Not Detected.					
	21	2-Nitrophenol	139	Compound Not Detected.					
	22	2,4-Dimethylphenol	107	Compound Not Detected.					
	23	Bis(2-Chloroethoxy)methane	93	Compound Not Detected.					
	24	Benzoic acid	105	Compound Not Detected.					
	25	2,4-Dichlorophenol	162	Compound Not Detected.					
	26	1,2,4-Trichlorobenzene	180	Compound Not Detected.					
*	27	Naphthalene-d8	136	9.189	9.198	(1.000)	486798	20.0000	
	28	Naphthalene	128	Compound Not Detected.					
	29	4-Chloroaniline	127	Compound Not Detected.					
	30	Hexachlorobutadiene	225	Compound Not Detected.					
	31	4-Chloro-3-methylphenol	107	Compound Not Detected.					
	32	2-Methylnaphthalene	141	Compound Not Detected.					
	33	Hexachlorocyclopentadiene	237	Compound Not Detected.					
	34	2,4,6-Trichlorophenol	196	Compound Not Detected.					
	35	2,4,5-Trichlorophenol	196	Compound Not Detected.					
$	36	2-Fluorobiphenyl	172	10.978	10.983	(0.914)	282000	16.2557	323.5
	37	2-Chloronaphthalene	162	Compound Not Detected.					
	38	2-Nitroaniline	65	Compound Not Detected.					
	39	Dimethylphthalate	163	Compound Not Detected.					
	40	Acenaphthylene	152	Compound Not Detected.					
	41	2,6-Dinitrotoluene	165	Compound Not Detected.					
*	42	Acenaphthene-d10	164	12.015	12.019	(1.000)	258618	20.0000	
	43	3-Nitroaniline	138	Compound Not Detected.					
	44	Acenaphthene	153	Compound Not Detected.					
	45	2,4-Dinitrophenol	184	Compound Not Detected.					
	46	Dibenzofuran	168	Compound Not Detected.					
	47	4-Nitrophenol	109	Compound Not Detected.					
	48	2,4-Dinitrotoluene	165	Compound Not Detected.					
	50	Diethylphthalate	149	Compound Not Detected.					
	49	Fluorene	166	Compound Not Detected.					
	51	4-Chlorophenyl-phenylether	204	Compound Not Detected.					
	52	4-Nitroaniline	138	Compound Not Detected.					
	53	4,6-Dinitro-2-methylphenol	198	Compound Not Detected.					
	54	N-Nitrosodiphenylamine	169	Compound Not Detected.					
$	55	2,4,6-Tribromophenol	330	13.302	13.306	(1.107)	49347	28.2689	564.5
	56	4-Bromophenyl-phenylether	248	Compound Not Detected.					
	57	Hexachlorobenzene	284	Compound Not Detected.					
	58	Pentachlorophenol	266	Compound Not Detected.					
*	59	Phenanthrene-d10	188	14.355	14.353	(1.000)	346327	20.0000	
	60	Phenanthrene	178	14.387	14.391	(1.002)	41715	1.98752	39.55
	61	Anthracene	178	Compound Not Detected.					
	62	Carbazole	167	Compound Not Detected.					

	Compounds	QUANT SIG MASS	RT	EXP RT	REL RT	RESPONSE	CONCENTRATIONS ON-COLUMN (ug/mL)	CONCENTRATIONS FINAL (ug/kg)
63	Di-n-butylphthalate	149	Compound Not Detected.					
64	Fluoranthene	202	16.331	16.303	(1.138)	50095	2.40441	47.84
65	Pyrene	202	16.662	16.651	(0.894)	49649	1.78402	35.50
$ 66	Terphenyl-d14	244	16.999	16.987	(0.913)	250696	14.5314	288.9
67	Butylbenzylphthalate	149	Compound Not Detected.					
68	Benzo(a)anthracene	228	Compound Not Detected.					
* 69	Chrysene-d12	240	18.628	18.622	(1.000)	321058	20.0000	
70	3,3'-Dichlorobenzidine	252	Compound Not Detected.					
71	Chrysene	228	Compound Not Detected.					
72	bis(2-Ethylhexyl)phthalate	149	Compound Not Detected.					
* 134	Di-n-octylphthalate-d4	153	19.798	19.786	(1.000)	620405	20.0000	
73	Di-n-octylphthalate	149	Compound Not Detected.					
74	Benzo(b)fluoranthene	252	Compound Not Detected.					
75	Benzo(k)fluoranthene	252	Compound Not Detected.					
76	Benzo(a)pyrene	252	Compound Not Detected.					
* 77	Perylene-d12	264	20.771	20.753	(1.000)	266267	20.0000	
78	Indeno(1,2,3-cd)pyrene	276	Compound Not Detected.					
79	Dibenzo(a,h)anthracene	278	Compound Not Detected.					
80	Benzo(g,h,i)perylene	276	Compound Not Detected.					

Analytical Resources, Inc.

INTERNAL STANDARD COMPOUNDS
AREA AND RT SUMMARY

Instrument ID: nt6.i
Lab File ID: ih29j2.d
Lab Smp Id: IH29J
Analysis Type: SV
Quant Type: ISTD
Operator: LJR/VS
Method File: /chem1/nt6.i/20050801.b/SW846.m
Misc Info: 05-11912

Calibration Date: 01-AUG-2005
Calibration Time: 15:03
Client Smp ID: AN-RI-SEDS-05-SS
Level: LOW
Sample Type: Sediment

		AREA LIMIT			
COMPOUND	STANDARD	LOWER	UPPER	SAMPLE	%DIFF
8 1,4-Dichlorobenze	134662	67331	269324	140584	4.40
27 Naphthalene-d8	478580	239290	957160	486798	1.72
42 Acenaphthene-d10	261164	130582	522328	258618	-0.97
59 Phenanthrene-d10	368195	184098	736390	346327	-5.94
69 Chrysene-d12	267475	133738	534950	321058	20.03
134 Di-n-octylphthala	494628	247314	989256	620405	25.43
77 Perylene-d12	300548	150274	601096	266267	-11.41

		RT LIMIT			
COMPOUND	STANDARD	LOWER	UPPER	SAMPLE	%DIFF
8 1,4-Dichlorobenze	7.17	6.67	7.67	7.16	-0.06
27 Naphthalene-d8	9.20	8.70	9.70	9.19	-0.10
42 Acenaphthene-d10	12.02	11.52	12.52	12.01	-0.03
59 Phenanthrene-d10	14.35	13.85	14.85	14.35	0.01
69 Chrysene-d12	18.62	18.12	19.12	18.63	0.03
134 Di-n-octylphthala	19.79	19.29	20.29	19.80	0.06
77 Perylene-d12	20.75	20.25	21.25	20.77	0.08

AREA UPPER LIMIT = +100% of internal standard area.
AREA LOWER LIMIT = - 50% of internal standard area.
RT UPPER LIMIT = + 0.50 minutes of internal standard RT.
RT LOWER LIMIT = - 0.50 minutes of internal standard RT.

Analytical Resources, Inc.

RECOVERY REPORT

Client Name: ANCHOR
Sample Matrix: SOLID
Lab Smp Id: IH29J
Level: LOW
Data Type: MS DATA
SpikeList File: SONICMS.spk
Sublist File: PSDDA.sub
Method File: /chem1/nt6.i/20050801.b/SW846.m
Misc Info: 05-11912

Client SDG: IH29
Fraction: SV
Client Smp ID: AN-RI-SEDS-05-SS
Operator: LJR/VS
SampleType: SAMPLE
Quant Type: ISTD

SURROGATE COMPOUND	CONC ADDED ug/kg	CONC RECOVERED ug/kg	% RECOVERED	LIMITS
$ 1 2-Fluorophenol	746.2	475.1	63.68	24-112
$ 2 Phenol-d5	746.2	504.5	67.61	29-109
$ 5 2-Chlorophenol-d4	746.2	507.7	68.05	34-101
$ 10 1,2-Dichlorobenzen	497.5	251.1	50.48	30-84
$ 18 Nitrobenzene-d5	497.5	320.8	64.49	28-103
$ 36 2-Fluorobiphenyl	497.5	323.5	65.02	33-104
$ 55 2,4,6-Tribromophen	746.2	564.5	75.65	27-134
$ 66 Terphenyl-d14	497.5	288.9	58.09	31-120

Data File: /chem1/nt6.i/20050801.b/ih29j2.d
Date : 01-AUG-2005 19:30
Client ID: AN-RI-SEDS-05-SS
Sample Info: IH29J
Volume Injected (uL): 1.0
Column phase: RTX-5

Instrument: nt6.i
Operator: LJR/VS
Column diameter: 0.32

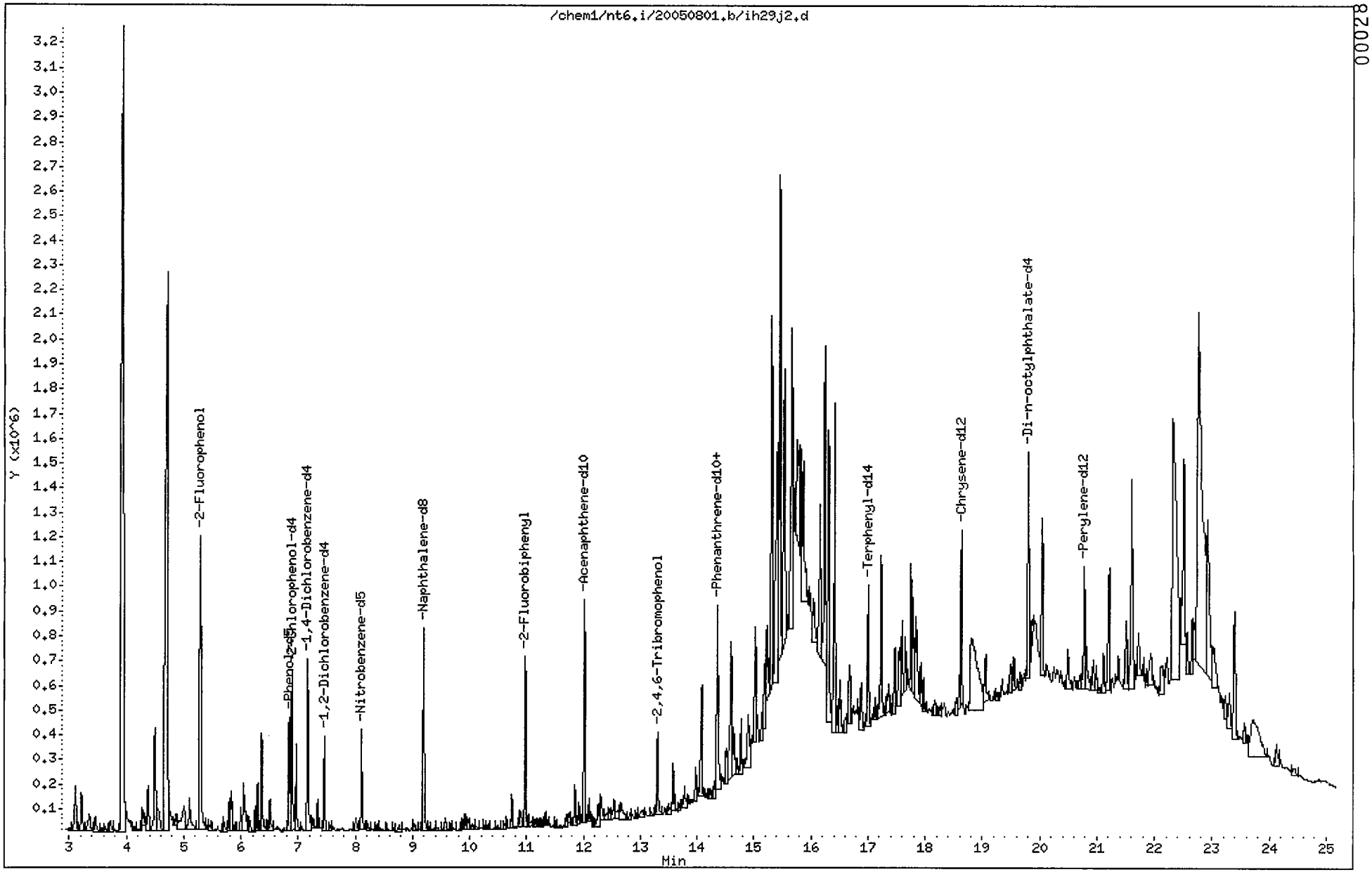

000286

Data File: /chem1/nt6.i/20050801.b/ih29j2.d

Date : 01-AUG-2005 19:30

Client ID: AN-RI-SEDS-05-SS

Instrument: nt6.i

Sample Info: IH29J

Volume Injected (uL): 1.0

Operator: LJR/VS

Column phase: RTX-5

Column diameter: 0.32

15 4-Methylphenol

Concentration: 43.07 ug/kg

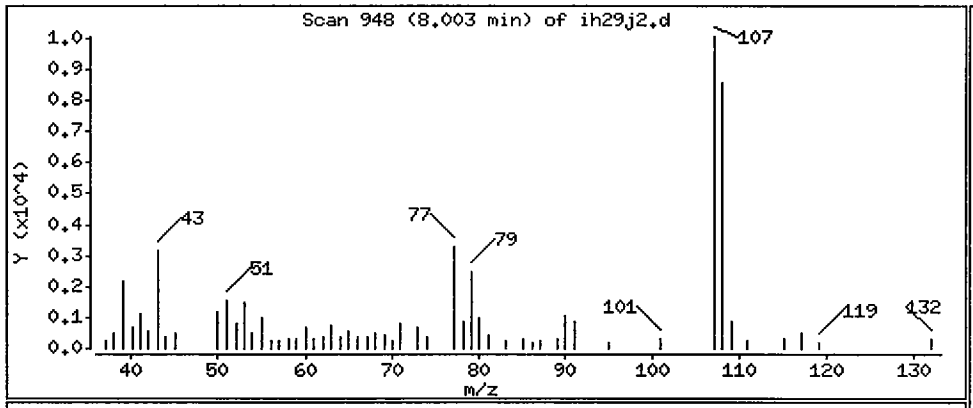

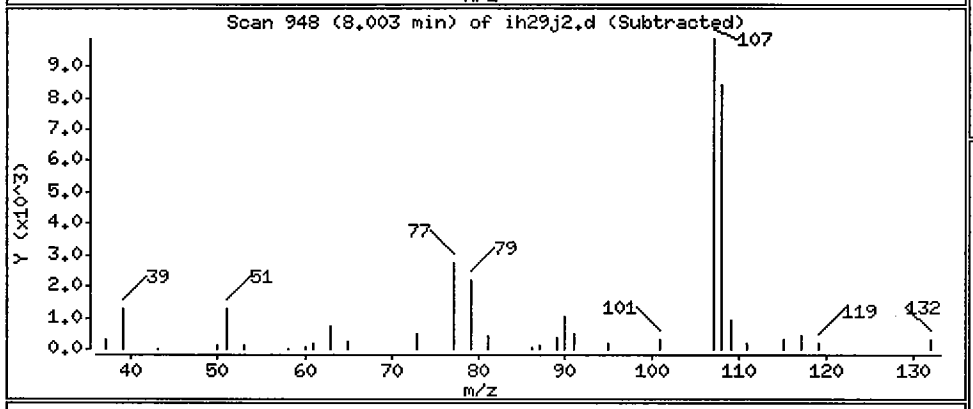

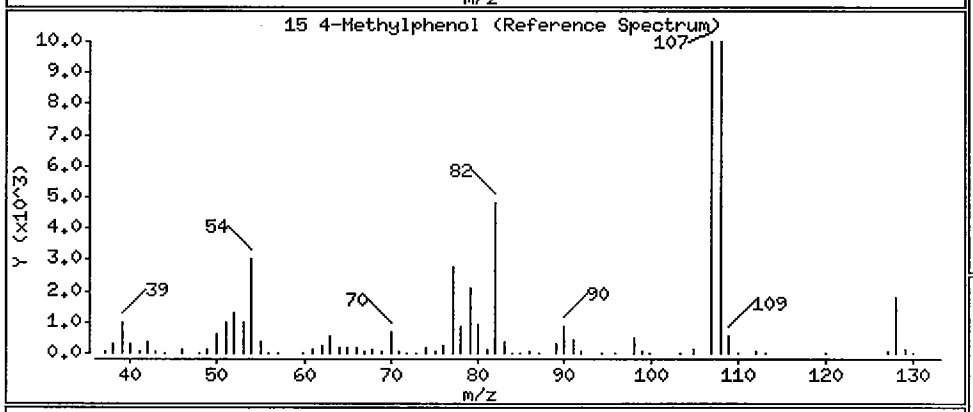

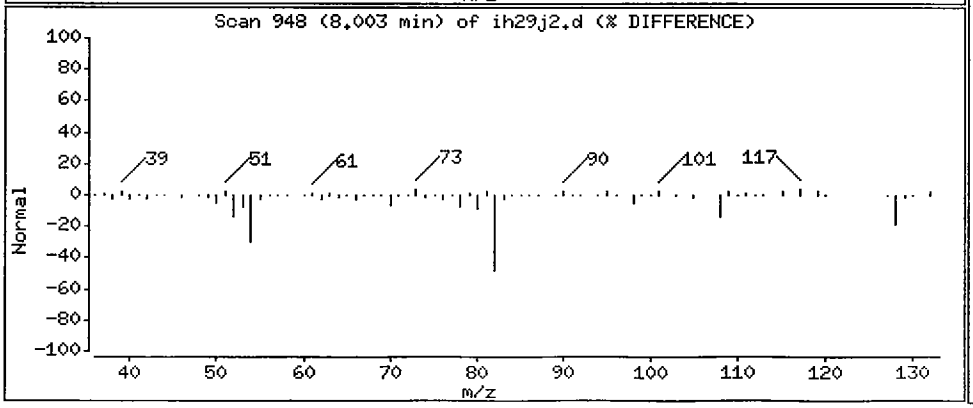

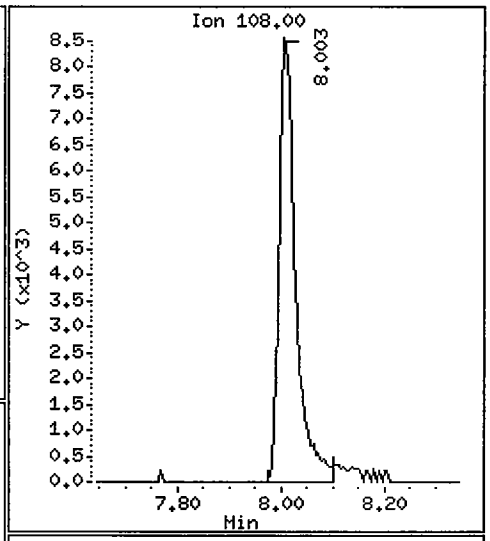

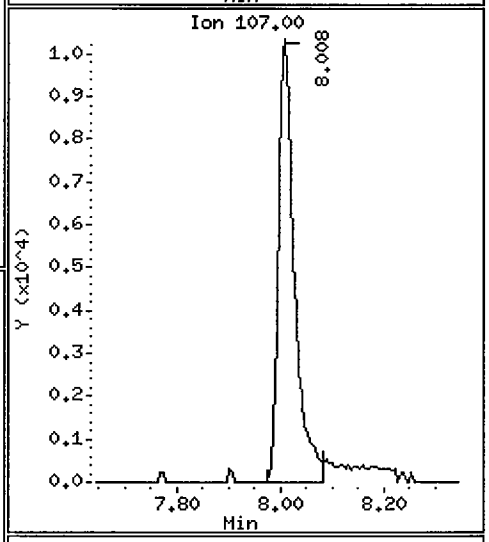

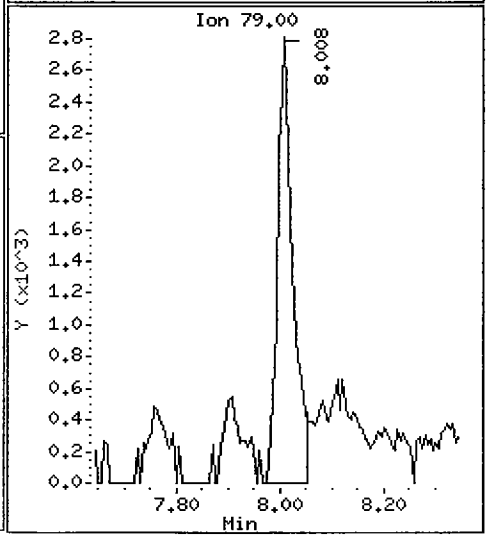

Data File: /chem1/nt6.i/20050801.b/ih29j2.d

Date : 01-AUG-2005 19:30

Client ID: AN-RI-SEDS-05-SS

Instrument: nt6.i

Sample Info: IH29J

Volume Injected (uL): 1.0

Operator: LJR/VS

Column phase: RTX-5

Column diameter: 0.32

60 Phenanthrene

Concentration: 39.55 ug/kg

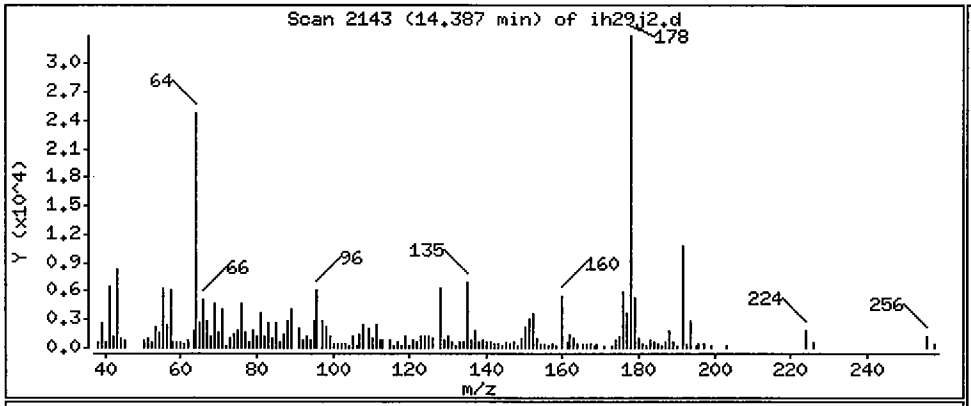

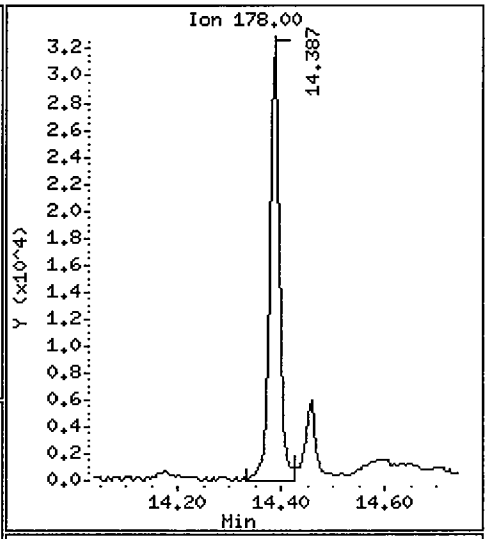

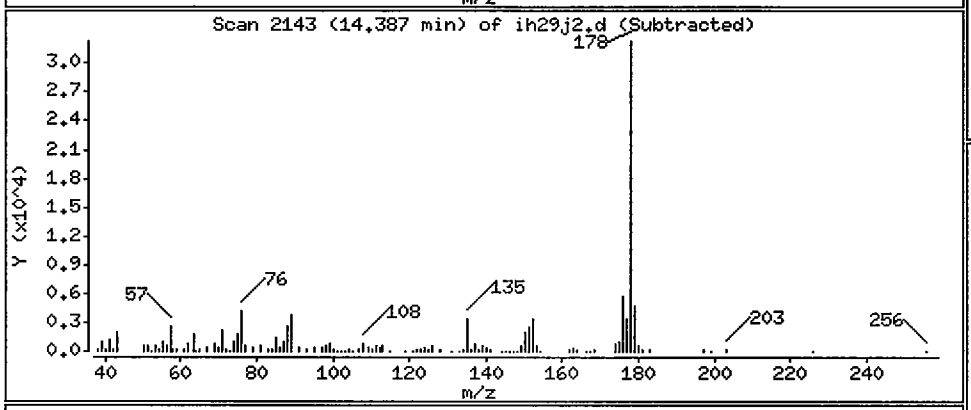

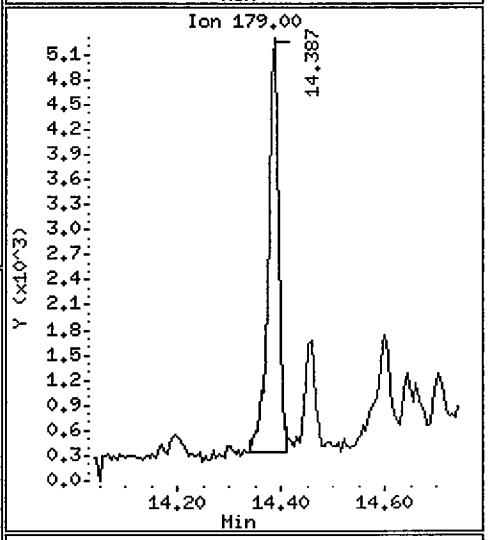

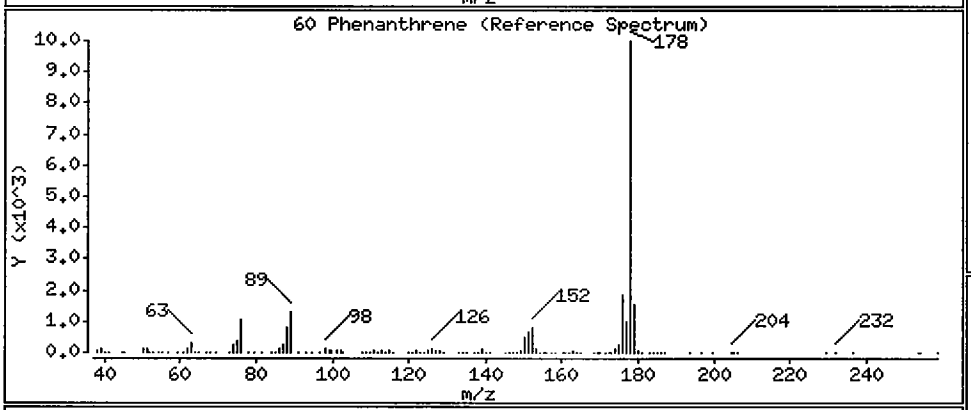

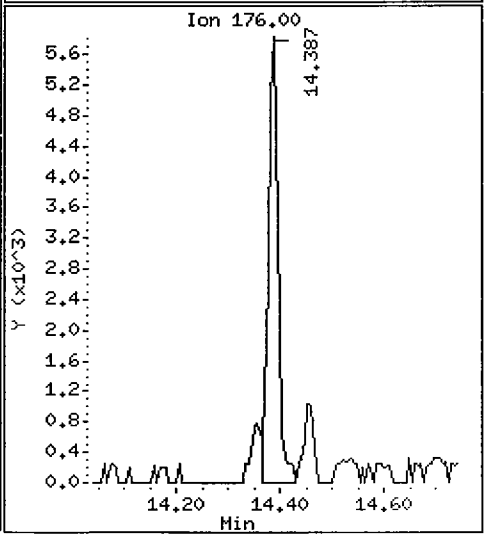

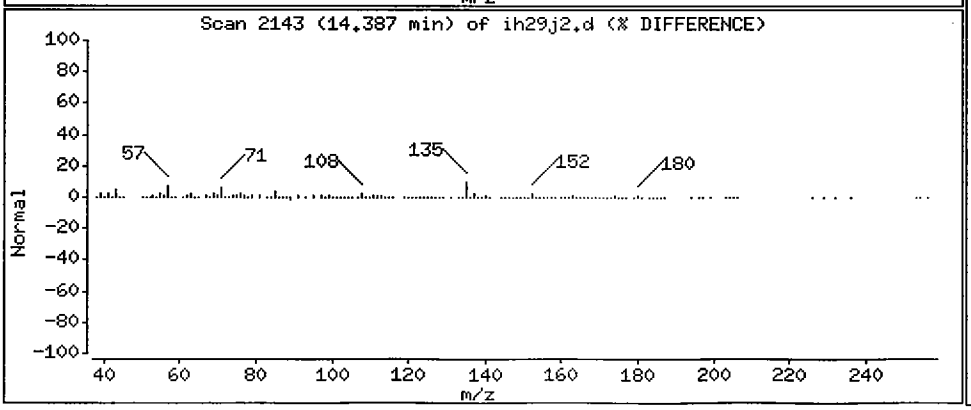

Data File: /chem1/nt6.i/20050801.b/ih29j2.d

Date : 01-AUG-2005 19:30

Client ID: AN-RI-SEDS-05-SS

Instrument: nt6.i

Sample Info: IH29J

Volume Injected (uL): 1.0

Operator: LJR/VS

Column phase: RTX-5

Column diameter: 0.32

64 Fluoranthene

Concentration: 47.84 ug/kg

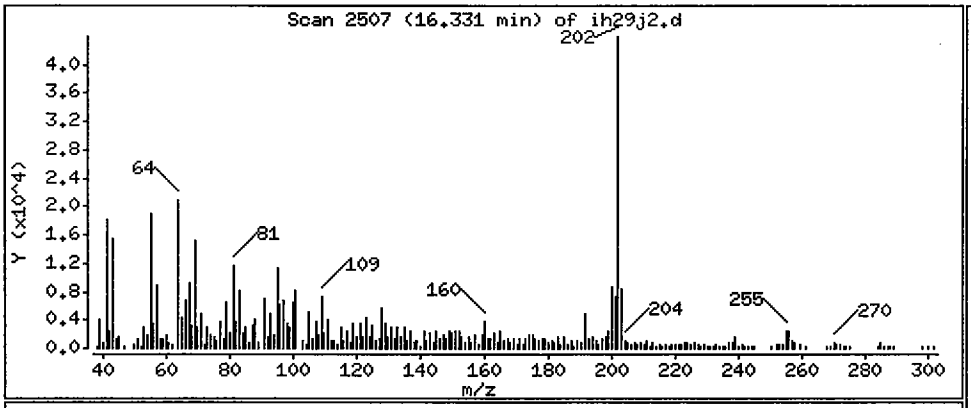

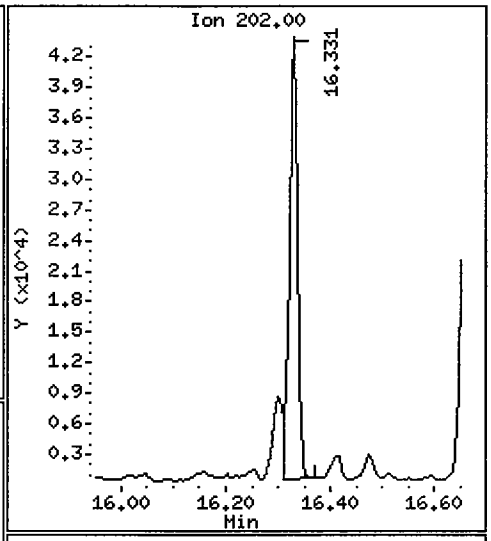

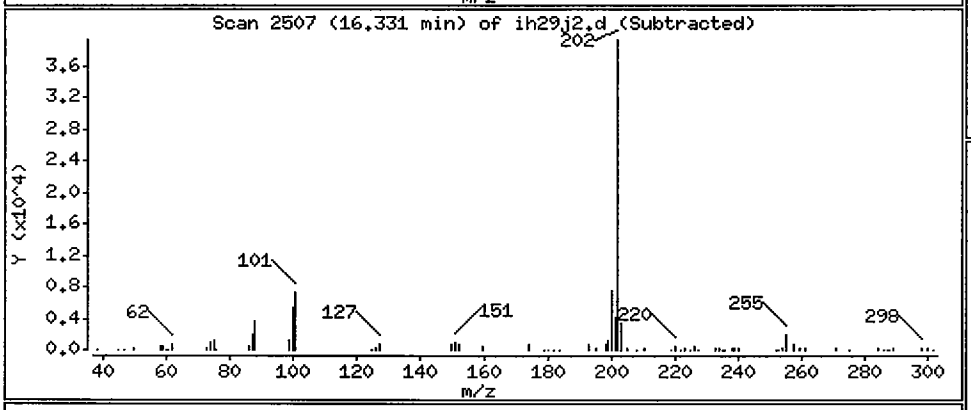

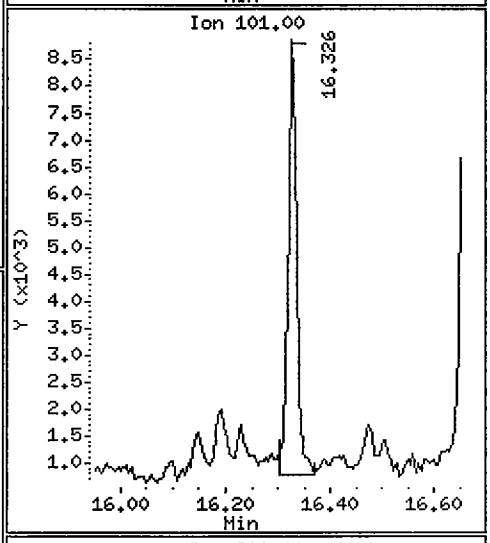

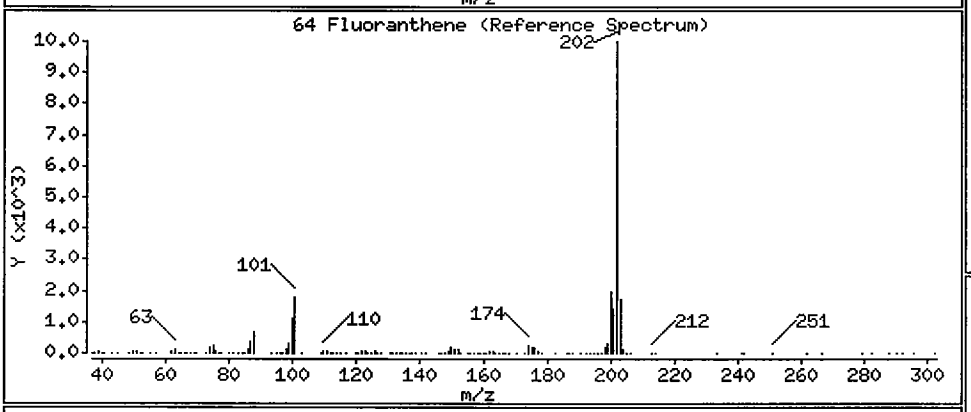

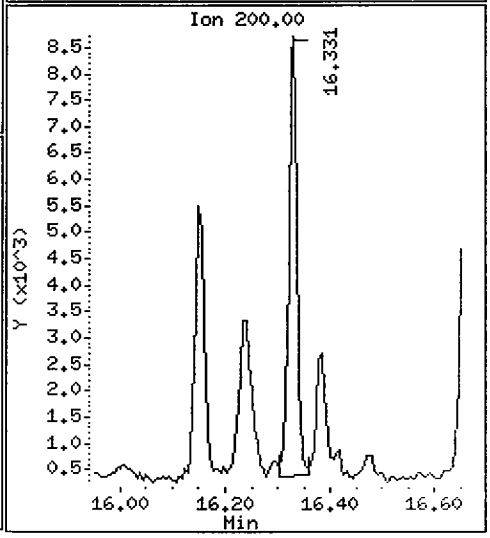

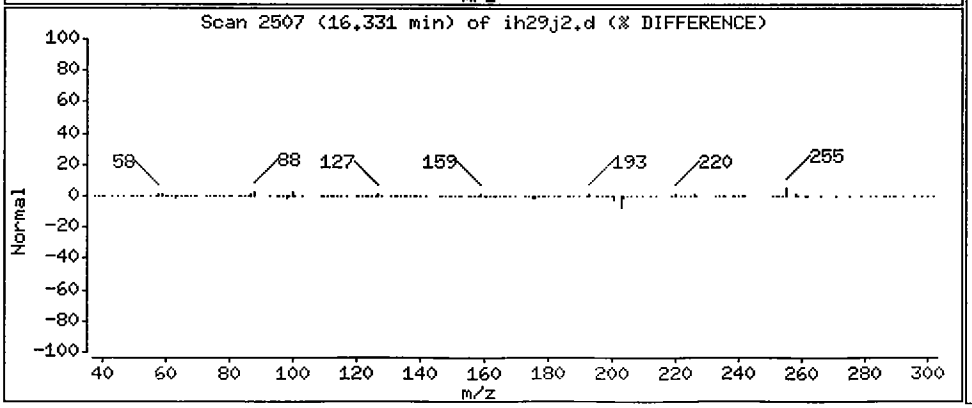

Data File: /chem1/nt6.i/20050801.b/ih29j2.d

Date : 01-AUG-2005 19:30

Client ID: AN-RI-SEDS-05-SS

Instrument: nt6.i

Sample Info: IH29J

Volume Injected (uL): 1.0

Operator: LJR/VS

Column phase: RTX-5

Column diameter: 0.32

65 Pyrene

Concentration: 35.50 ug/kg

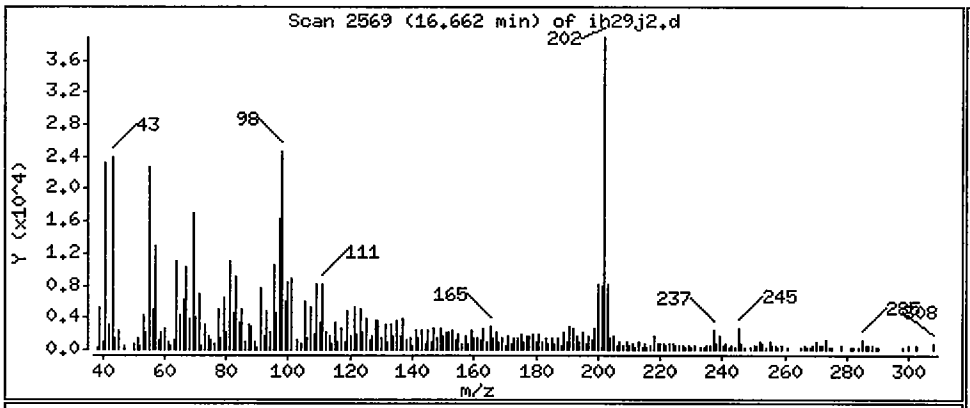

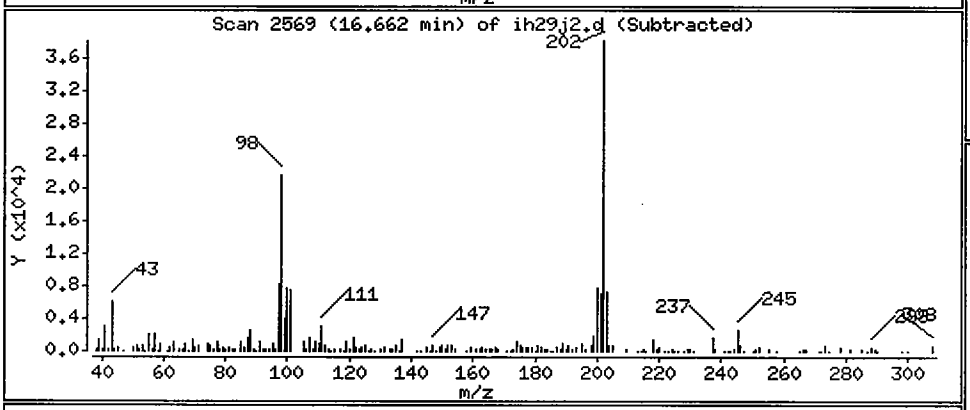

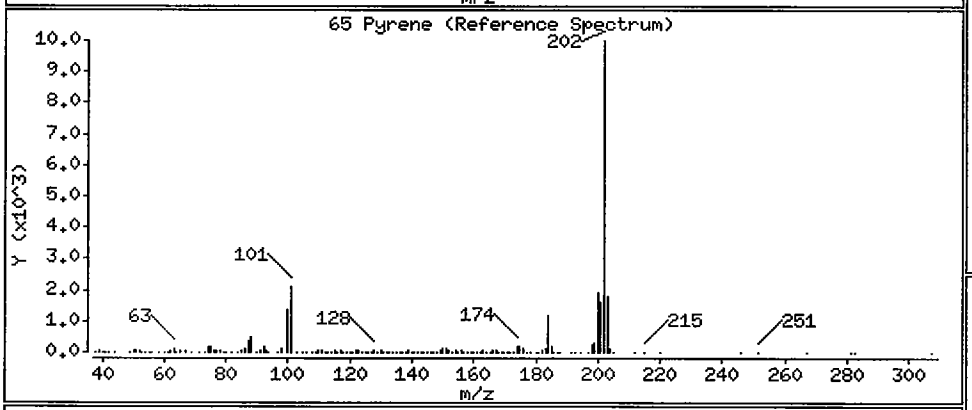

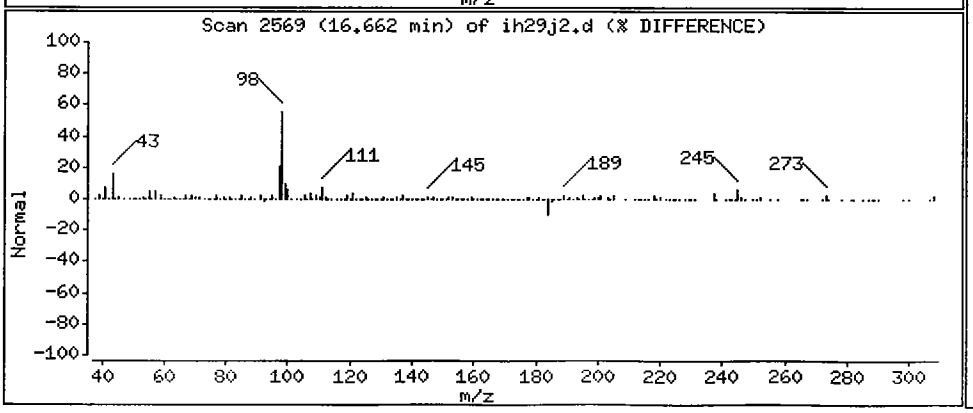

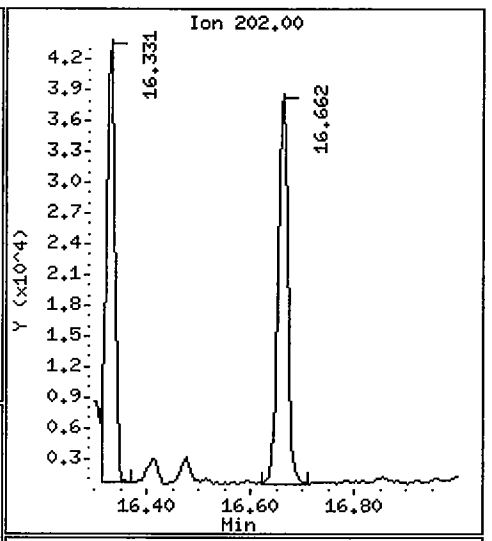

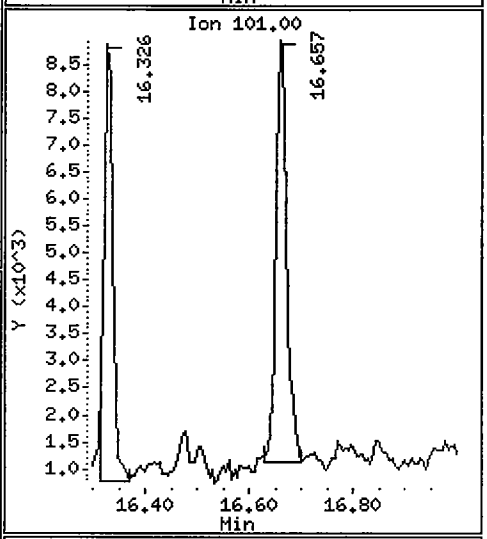

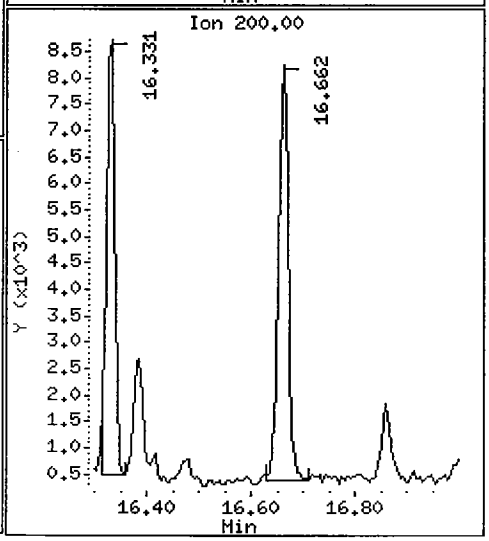

ANALYTICAL RESOURCES INCORPORATED

ORGANICS ANALYSIS DATA SHEET
Semivolatiles by SW8270D GC/MS
Page 1 of 1

Sample ID: Filter-Wipe-050714
SAMPLE

Lab Sample ID: IH29L
LIMS ID: 05-11914
Matrix: Wipe
Data Release Authorized:
Reported: 08/02/05

QC Report No: IH29-Anchor Environmental
Project: KC Former Scott Mill
00010501/T2
Date Sampled: 07/14/05
Date Received: 07/18/05

Date Extracted: 07/27/05
Date Analyzed: 07/30/05 02:16
Instrument/Analyst: NT6/LJR
GPC Cleanup: No

Sample Amount: 1.00 Wipe
Final Extract Volume: 0.5 mL
Dilution Factor: 1.00

CAS Number	Analyte	RL	Result
108-95-2	Phenol	0.5	< 0.5 U
100-51-6	Benzyl Alcohol	2.5	< 2.5 U
95-48-7	2-Methylphenol	0.5	< 0.5 U
106-44-5	4-Methylphenol	0.5	< 0.5 U
67-72-1	Hexachloroethane	0.5	< 0.5 U
105-67-9	2,4-Dimethylphenol	0.5	< 0.5 U
65-85-0	Benzoic Acid	5.0	< 5.0 U
120-82-1	1,2,4-Trichlorobenzene	0.5	< 0.5 U
91-20-3	Naphthalene	0.5	< 0.5 U
87-68-3	Hexachlorobutadiene	0.5	< 0.5 U
91-57-6	2-Methylnaphthalene	0.5	< 0.5 U
131-11-3	Dimethylphthalate	0.5	< 0.5 U
208-96-8	Acenaphthylene	0.5	< 0.5 U
83-32-9	Acenaphthene	0.5	< 0.5 U
132-64-9	Dibenzofuran	0.5	< 0.5 U
84-66-2	Diethylphthalate	0.5	< 0.5 U
86-73-7	Fluorene	0.5	< 0.5 U
86-30-6	N-Nitrosodiphenylamine	0.5	< 0.5 U
87-86-5	Pentachlorophenol	2.5	< 2.5 U
85-01-8	Phenanthrene	0.5	< 0.5 U
120-12-7	Anthracene	0.5	< 0.5 U
84-74-2	**Di-n-Butylphthalate**	**0.5**	**0.5 B**
206-44-0	Fluoranthene	0.5	< 0.5 U
129-00-0	Pyrene	0.5	< 0.5 U
85-68-7	Butylbenzylphthalate	0.5	< 0.5 U
56-55-3	Benzo(a)anthracene	0.5	< 0.5 U
117-81-7	**bis(2-Ethylhexyl)phthalate**	**0.5**	**0.9**
218-01-9	Chrysene	0.5	< 0.5 U
117-84-0	Di-n-Octyl phthalate	0.5	< 0.5 U
205-99-2	Benzo(b)fluoranthene	0.5	< 0.5 U
207-08-9	Benzo(k)fluoranthene	0.5	< 0.5 U
50-32-8	Benzo(a)pyrene	0.5	< 0.5 U
193-39-5	Indeno(1,2,3-cd)pyrene	0.5	< 0.5 U
53-70-3	Dibenz(a,h)anthracene	0.5	< 0.5 U
191-24-2	Benzo(g,h,i)perylene	0.5	< 0.5 U

Reported in Total µg

Semivolatile Surrogate Recovery

d5-Nitrobenzene	66.0%	2-Fluorobiphenyl	65.6%
d14-p-Terphenyl	62.4%	d4-1,2-Dichlorobenzene	58.8%
d5-Phenol	68.8%	2-Fluorophenol	64.5%
2,4,6-Tribromophenol	80.8%	d4-2-Chlorophenol	70.1%

Analytical Resources, Inc.

Semivolatile Report SW846 Method 8270C

Data file : /chem1/nt6.i/20050729.b/ih29l.d
Lab Smp Id: IH29L Client Smp ID: Filter-Wipe-050714
Inj Date : 30-JUL-2005 02:16
Operator : LJR/VS Inst ID: nt6.i
Smp Info : IH29L,3
Misc Info : 05-11914
Comment : 1ul Injection
Method : /chem1/nt6.i/20050729.b/SW846.m
Meth Date : 02-Aug-2005 11:33 jeff Quant Type: ISTD
Cal Date : 18-JUL-2005 15:41 Cal File: 0800718.d
Als bottle: 19
Dil Factor: 1.00000
Integrator: HP RTE Compound Sublist: PSDDA.sub
Target Version: 3.50

LJR 8/17/05

Concentration Formula: Amt * DF * Vt/(Ws * (100 - M)/100) * CpndVariable

Name	Value	Description
DF	1.00000	Dilution Factor
Vt	500.00000	Volume of final extract (uL)
Ws	1.00000	Weight of sample extracted (g)
M	0.00000	% Moisture

Cpnd Variable Local Compound Variable

	Compounds	QUANT SIG MASS	RT	EXP RT	REL RT	RESPONSE	CONCENTRATIONS ON-COLUMN (ug/mL)	CONCENTRATIONS FINAL (ug/kg)
$	1 2-Fluorophenol	112	5.390	5.363	(0.743)	254344	24.2382	12120
$	2 Phenol-d5	99	6.923	6.917	(0.954)	314788	25.8108	12910
	3 Phenol	94	Compound Not Detected.					
$	5 2-Chlorophenol-d4	132	6.982	6.981	(0.962)	254147	26.2776	13140
	4 Bis(2-Chloroethyl)ether	93	Compound Not Detected.					
	6 2-Chlorophenol	128	Compound Not Detected.					
	7 1,3-Dichlorobenzene	146	Compound Not Detected.					
*	8 1,4-Dichlorobenzene-d4	152	7.254	7.259	(1.000)	148577	20.0000	
	9 1,4-Dichlorobenzene	146	Compound Not Detected.					
$	10 1,2-Dichlorobenzene-d4	152	7.548	7.553	(1.040)	92836	14.7241	7367
	12 1,2-Dichlorobenzene	146	Compound Not Detected.					
	11 Benzyl alcohol	108	Compound Not Detected.					
	14 2,2'-oxybis(1-Chloropropane)	45	Compound Not Detected.					
	13 2-Methylphenol	108	Compound Not Detected.					
	17 Hexachloroethane	117	Compound Not Detected.					

		Compounds	QUANT SIG MASS	RT	EXP RT	REL RT	RESPONSE	CONCENTRATIONS ON-COLUMN (ug/mL)	CONCENTRATIONS FINAL (ug/kg)
	16	N-Nitroso-di-n-propylamine	70	Compound Not Detected.					
	15	4-Methylphenol	108	Compound Not Detected.					
$	18	Nitrobenzene-d5	82	8.200	8.205	(0.884)	198526	16.5436	8272 (M)
	19	Nitrobenzene	77	Compound Not Detected.					
	20	Isophorone	82	Compound Not Detected.					
	21	2-Nitrophenol	139	Compound Not Detected.					
	22	2,4-Dimethylphenol	107	Compound Not Detected.					
	23	Bis(2-Chloroethoxy)methane	93	Compound Not Detected.					
	24	Benzoic acid	105	Compound Not Detected.					
	25	2,4-Dichlorophenol	162	Compound Not Detected.					
	26	1,2,4-Trichlorobenzene	180	Compound Not Detected.					
*	27	Naphthalene-d8	136	9.279	9.284	(1.000)	520952	20.0000	(M)
	28	Naphthalene	128	Compound Not Detected.					
	29	4-Chloroaniline	127	Compound Not Detected.					
	30	Hexachlorobutadiene	225	Compound Not Detected.					
	31	4-Chloro-3-methylphenol	107	Compound Not Detected.					
	32	2-Methylnaphthalene	141	Compound Not Detected.					
	33	Hexachlorocyclopentadiene	237	Compound Not Detected.					
	34	2,4,6-Trichlorophenol	196	Compound Not Detected.					
	35	2,4,5-Trichlorophenol	196	Compound Not Detected.					
$	36	2-Fluorobiphenyl	172	11.063	11.068	(0.914)	314360	16.3630	8182 (M)
	37	2-Chloronaphthalene	162	Compound Not Detected.					
	38	2-Nitroaniline	65	Compound Not Detected.					
	39	Dimethylphthalate	163	Compound Not Detected.					
	40	Acenaphthylene	152	Compound Not Detected.					
	41	2,6-Dinitrotoluene	165	Compound Not Detected.					
*	42	Acenaphthene-d10	164	12.100	12.104	(1.000)	286404	20.0000	(M)
	43	3-Nitroaniline	138	Compound Not Detected.					
	44	Acenaphthene	153	Compound Not Detected.					
	45	2,4-Dinitrophenol	184	Compound Not Detected.					
	46	Dibenzofuran	168	Compound Not Detected.					
	47	4-Nitrophenol	109	Compound Not Detected.					
	48	2,4-Dinitrotoluene	165	Compound Not Detected.					
	50	Diethylphthalate	149	Compound Not Detected.					
	49	Fluorene	166	Compound Not Detected.					
	51	4-Chlorophenyl-phenylether	204	Compound Not Detected.					
	52	4-Nitroaniline	138	Compound Not Detected.					
	53	4,6-Dinitro-2-methylphenol	198	Compound Not Detected.					
	54	N-Nitrosodiphenylamine	169	Compound Not Detected.					
$	55	2,4,6-Tribromophenol	330	13.393	13.392	(1.107)	58439	30.3364	15170 (M)
	56	4-Bromophenyl-phenylether	248	Compound Not Detected.					
	57	Hexachlorobenzene	284	Compound Not Detected.					
	58	Pentachlorophenol	266	Compound Not Detected.					
*	59	Phenanthrene-d10	188	14.440	14.444	(1.000)	365167	20.0000	(M)
	60	Phenanthrene	178	Compound Not Detected.					
	61	Anthracene	178	Compound Not Detected.					
	62	Carbazole	167	Compound Not Detected.					

	Compounds	QUANT SIG MASS	RT	EXP RT	REL RT	RESPONSE	CONCENTRATIONS ON-COLUMN (ug/mL)	CONCENTRATIONS FINAL (ug/kg)
63	Di-n-butylphthalate	149	15.572	15.577	(1.078)	25972	1.053987	527.0(M)
64	Fluoranthene	202	Compound Not Detected.					
65	Pyrene	202	Compound Not Detected.					
$ 66	Terphenyl-d14	244	17.073	17.073	(0.913)	262311	15.6374	7819(M)
67	Butylbenzylphthalate	149	Compound Not Detected.					
68	Benzo(a)anthracene	228	Compound Not Detected.					
* 69	Chrysene-d12	240	18.708	18.707	(1.000)	311959	20.0000	
70	3,3'-Dichlorobenzidine	252	Compound Not Detected.					
71	Chrysene	228	Compound Not Detected.					
72	bis(2-Ethylhexyl)phthalate	149	18.938	18.942	(0.953)	29790	1.83686	918.4(M)
* 134	Di-n-octylphthalate-d4	153	19.862	19.866	(1.000)	555224	20.0000	(M)
73	Di-n-octylphthalate	149	Compound Not Detected.					
74	Benzo(b)fluoranthene	252	Compound Not Detected.					
75	Benzo(k)fluoranthene	252	Compound Not Detected.					
76	Benzo(a)pyrene	252	Compound Not Detected.					
* 77	Perylene-d12	264	20.845	20.844	(1.000)	304980	20.0000	
78	Indeno(1,2,3-cd)pyrene	276	Compound Not Detected.					
79	Dibenzo(a,h)anthracene	278	Compound Not Detected.					
80	Benzo(g,h,i)perylene	276	Compound Not Detected.					

QC Flag Legend

M - Compound response manually integrated.

Analytical Resources, Inc.

INTERNAL STANDARD COMPOUNDS
AREA AND RT SUMMARY

Instrument ID: nt6.i
Lab File ID: ih291.d
Lab Smp Id: IH29L
Analysis Type: SV
Quant Type: ISTD
Operator: LJR/VS
Method File: /chem1/nt6.i/20050729.b/SW846.m
Misc Info: 05-11914

Calibration Date: 29-JUL-2005
Calibration Time: 15:44
Client Smp ID: Filter-Wipe-0507
Level: LOW
Sample Type: Wipe

COMPOUND	STANDARD	AREA LIMIT LOWER	AREA LIMIT UPPER	SAMPLE	%DIFF
8 1,4-Dichlorobenze	108502	54251	217004	148577	36.93
27 Naphthalene-d8	392657	196328	785314	520952	32.67
42 Acenaphthene-d10	220694	110347	441388	286404	29.77
59 Phenanthrene-d10	307459	153730	614918	365167	18.77
69 Chrysene-d12	220907	110454	441814	311959	41.22
134 Di-n-octylphthala	371940	185970	743880	555224	49.28
77 Perylene-d12	239558	119779	479116	304980	27.31

COMPOUND	STANDARD	RT LIMIT LOWER	RT LIMIT UPPER	SAMPLE	%DIFF
8 1,4-Dichlorobenze	7.26	6.76	7.76	7.25	-0.06
27 Naphthalene-d8	9.28	8.78	9.78	9.28	-0.05
42 Acenaphthene-d10	12.10	11.60	12.60	12.10	-0.04
59 Phenanthrene-d10	14.44	13.94	14.94	14.44	-0.03
69 Chrysene-d12	18.71	18.21	19.21	18.71	0.00
134 Di-n-octylphthala	19.87	19.37	20.37	19.86	-0.02
77 Perylene-d12	20.84	20.34	21.34	20.84	0.00

AREA UPPER LIMIT = +100% of internal standard area.
AREA LOWER LIMIT = - 50% of internal standard area.
RT UPPER LIMIT = + 0.50 minutes of internal standard RT.
RT LOWER LIMIT = - 0.50 minutes of internal standard RT.

Analytical Resources, Inc.

RECOVERY REPORT

Client Name: ANCHOR
Sample Matrix: SOLID
Lab Smp Id: IH29L
Level: LOW
Data Type: MS DATA
SpikeList File: SONICMS.spk
Sublist File: PSDDA.sub
Method File: /chem1/nt6.i/20050729.b/SW846.m
Misc Info: 05-11914

Client SDG: IH29
Fraction: SV
Client Smp ID: Filter-Wipe-050714
Operator: LJR/VS
SampleType: SAMPLE
Quant Type: ISTD

SURROGATE COMPOUND	CONC ADDED ug/kg	CONC RECOVERED ug/kg	% RECOVERED	LIMITS
$ 1 2-Fluorophenol	18750	12120	64.64	24-112
$ 2 Phenol-d5	18750	12910	68.83	29-109
$ 5 2-Chlorophenol-d4	18750	13140	70.07	34-101
$ 10 1,2-Dichlorobenzen	12500	7367	58.94	30-84
$ 18 Nitrobenzene-d5	12500	8272	66.17	28-103
$ 36 2-Fluorobiphenyl	12500	8182	65.45	33-104
$ 55 2,4,6-Tribromophen	18750	15170	80.90	27-134
$ 66 Terphenyl-d14	12500	7819	62.55	31-120

Data File: /chem1/nt6.i/20050729.b/ih291.d
Date : 30-JUL-2005 02:16
Client ID: Filter-Wipe-050714
Sample Info: IH29L,3
Volume Injected (uL): 1.0
Column phase: RTX-5

Instrument: nt6.i
Operator: LJR/VS
Column diameter: 0.32

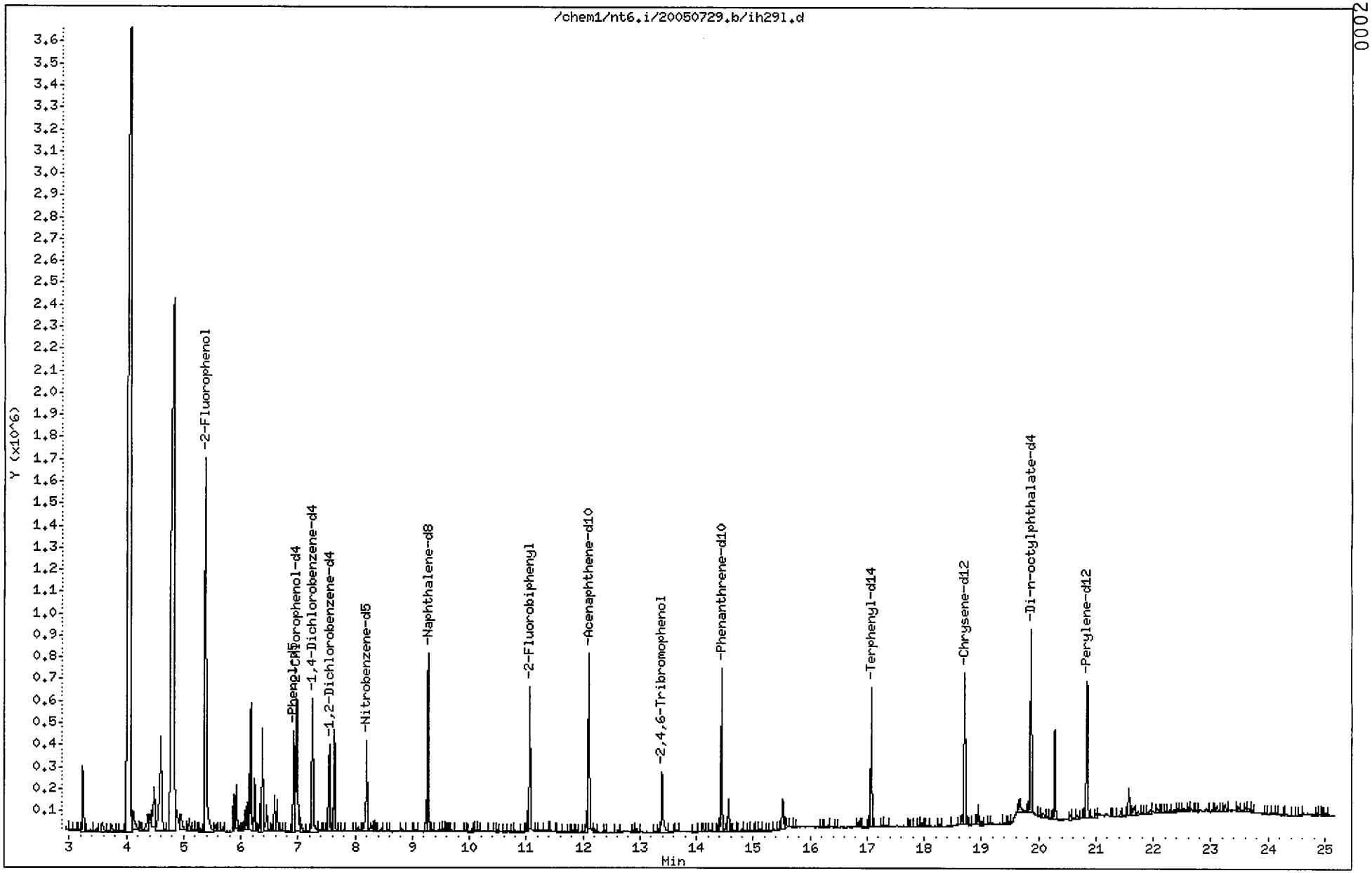

Data File: /chem1/nt6.i/20050729.b/ih291.d

Date : 30-JUL-2005 02:16

Client ID: Filter-Wipe-050714 Instrument: nt6.i

Sample Info: IH29L,3

Volume Injected (uL): 1.0 Operator: LJR/VS

Column phase: RTX-5 Column diameter: 0.32

63 Di-n-butylphthalate Concentration: 527.0 ug/kg

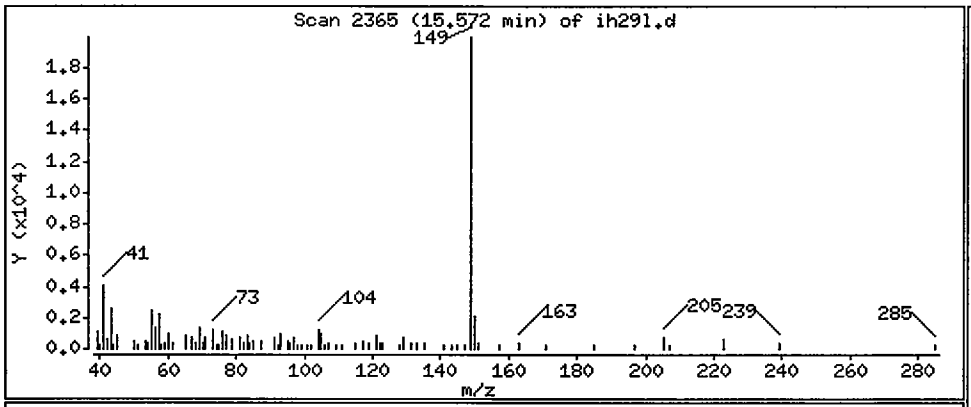

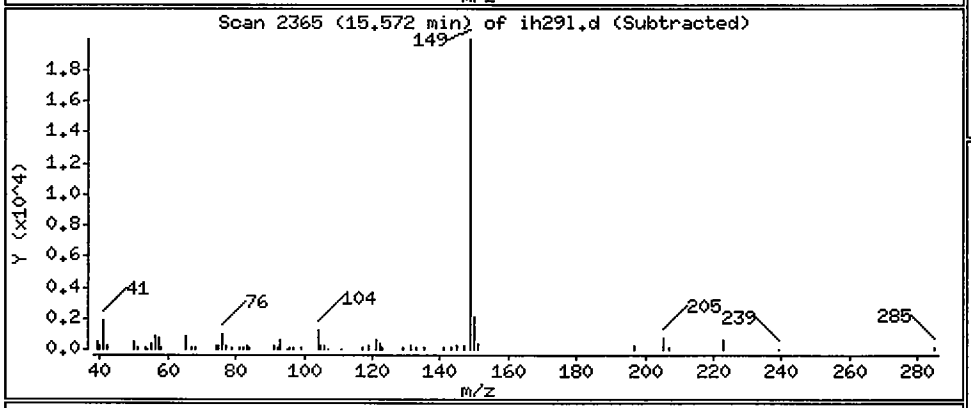

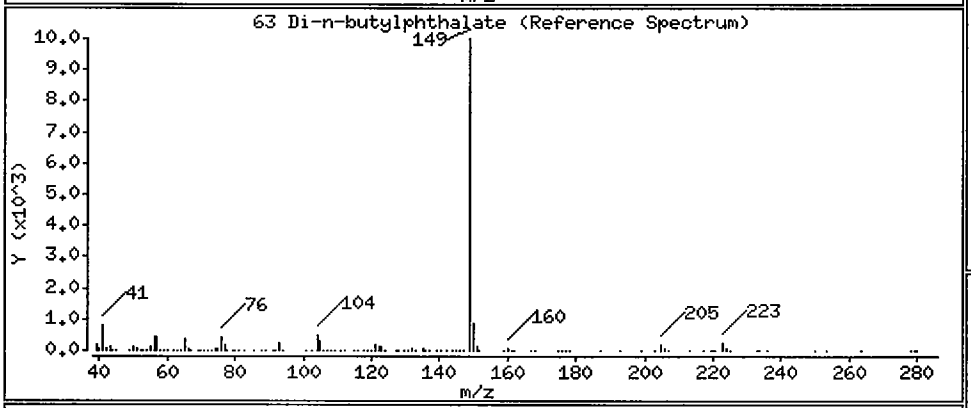

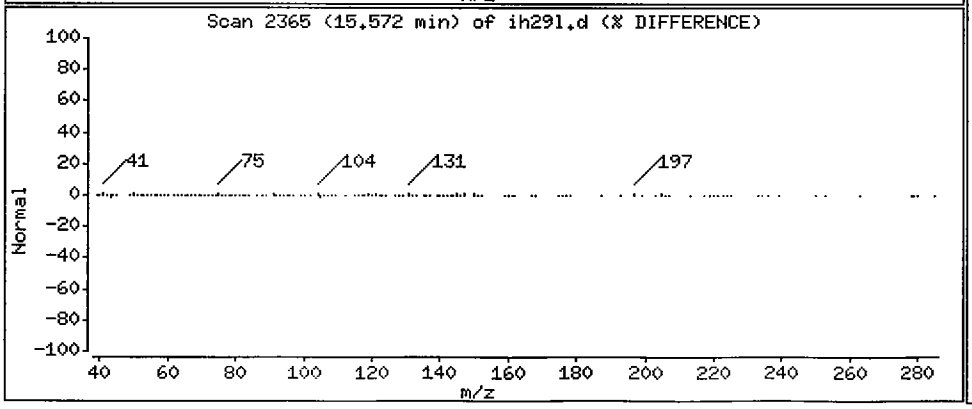

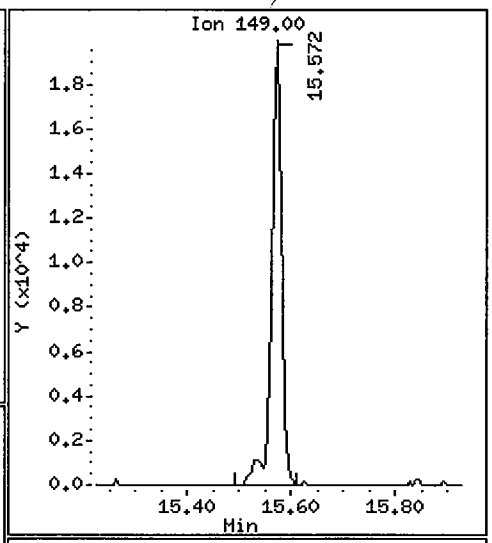

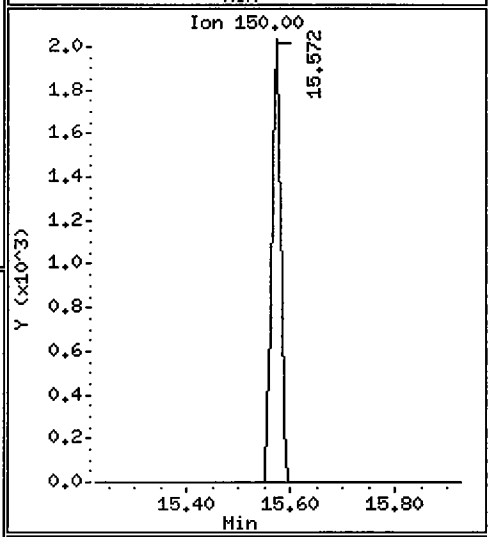

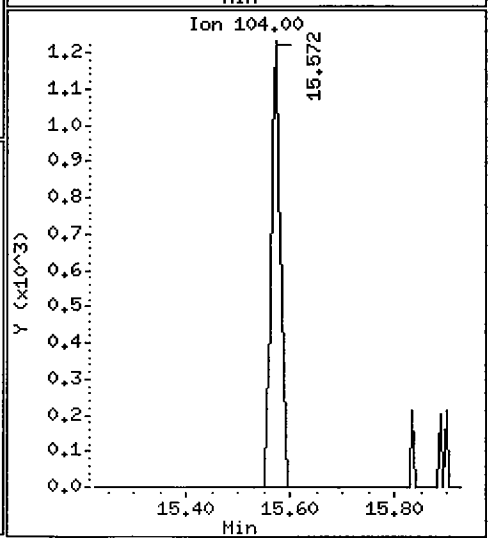

Data File: /chem1/nt6.i/20050729.b/ih291.d

Date : 30-JUL-2005 02:16

Client ID: Filter-Wipe-050714

Instrument: nt6.i

Sample Info: IH29L,3

Volume Injected (uL): 1.0

Operator: LJR/VS

Column phase: RTX-5

Column diameter: 0.32

72 bis(2-Ethylhexyl)phthalate

Concentration: 918.4 ug/kg

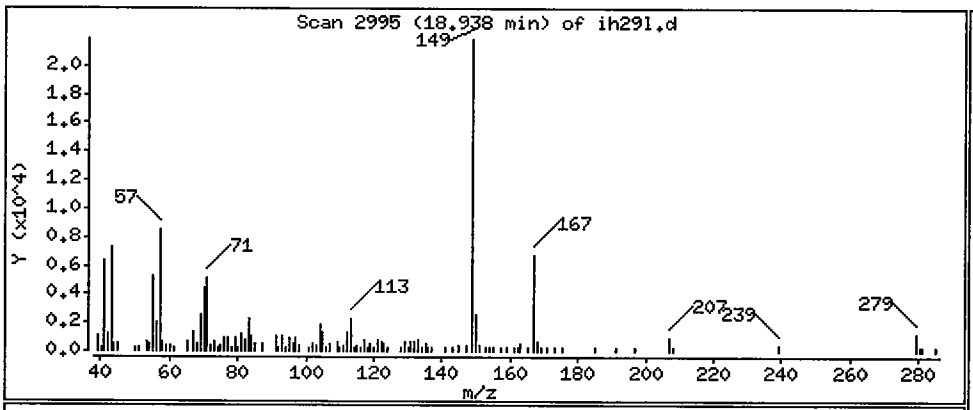

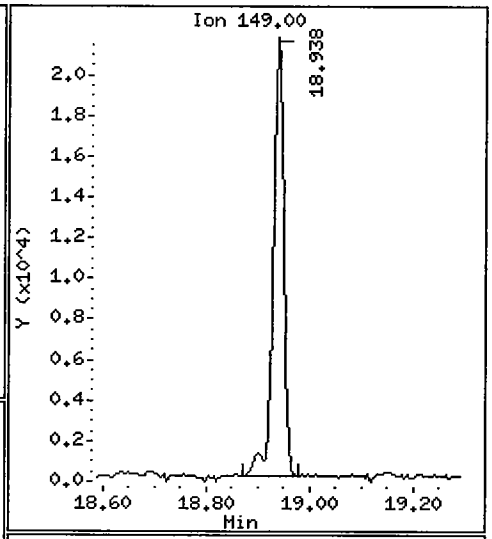

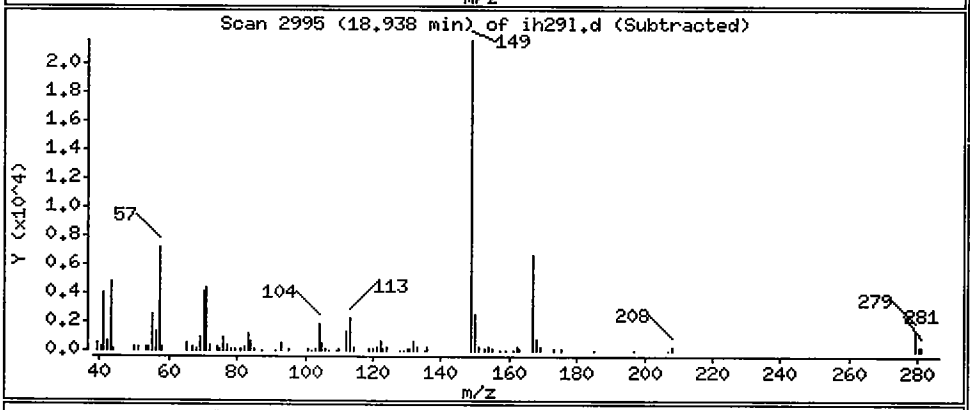

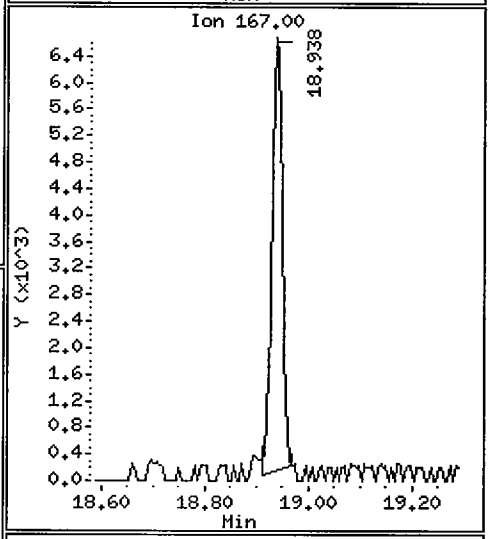

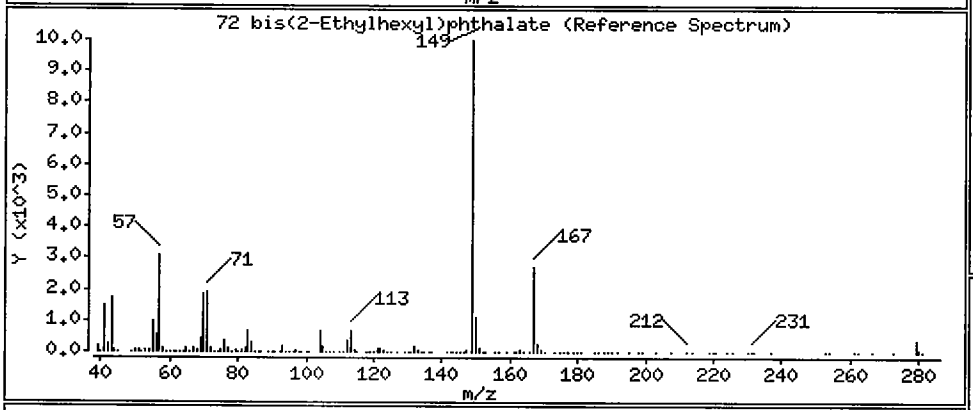

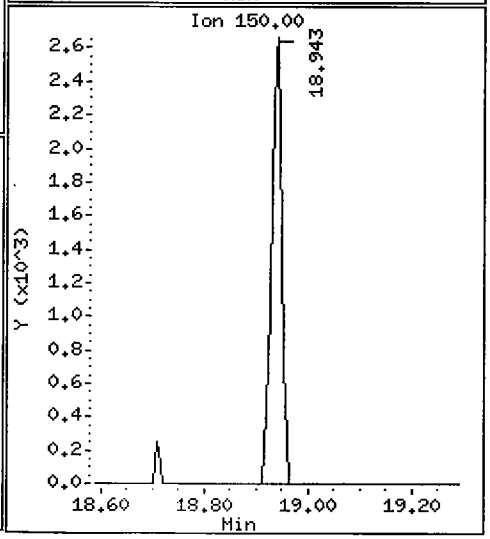

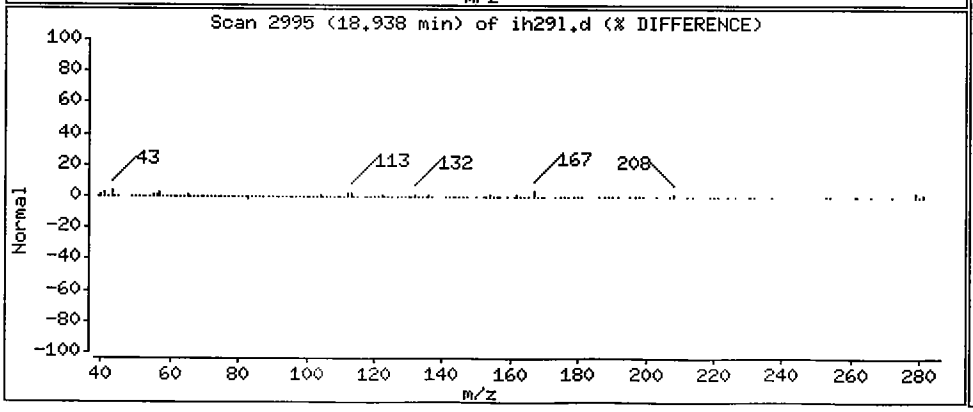

Data File: /chem1/nt6.i/20050729.b/ih291.d
Injection Date: 30-JUL-2005 02:16
Instrument: nt6.i
Client Sample ID: Filter-Wipe-050714

Compound: Nitrobenzene-d5
CAS Number: 4165-60-0

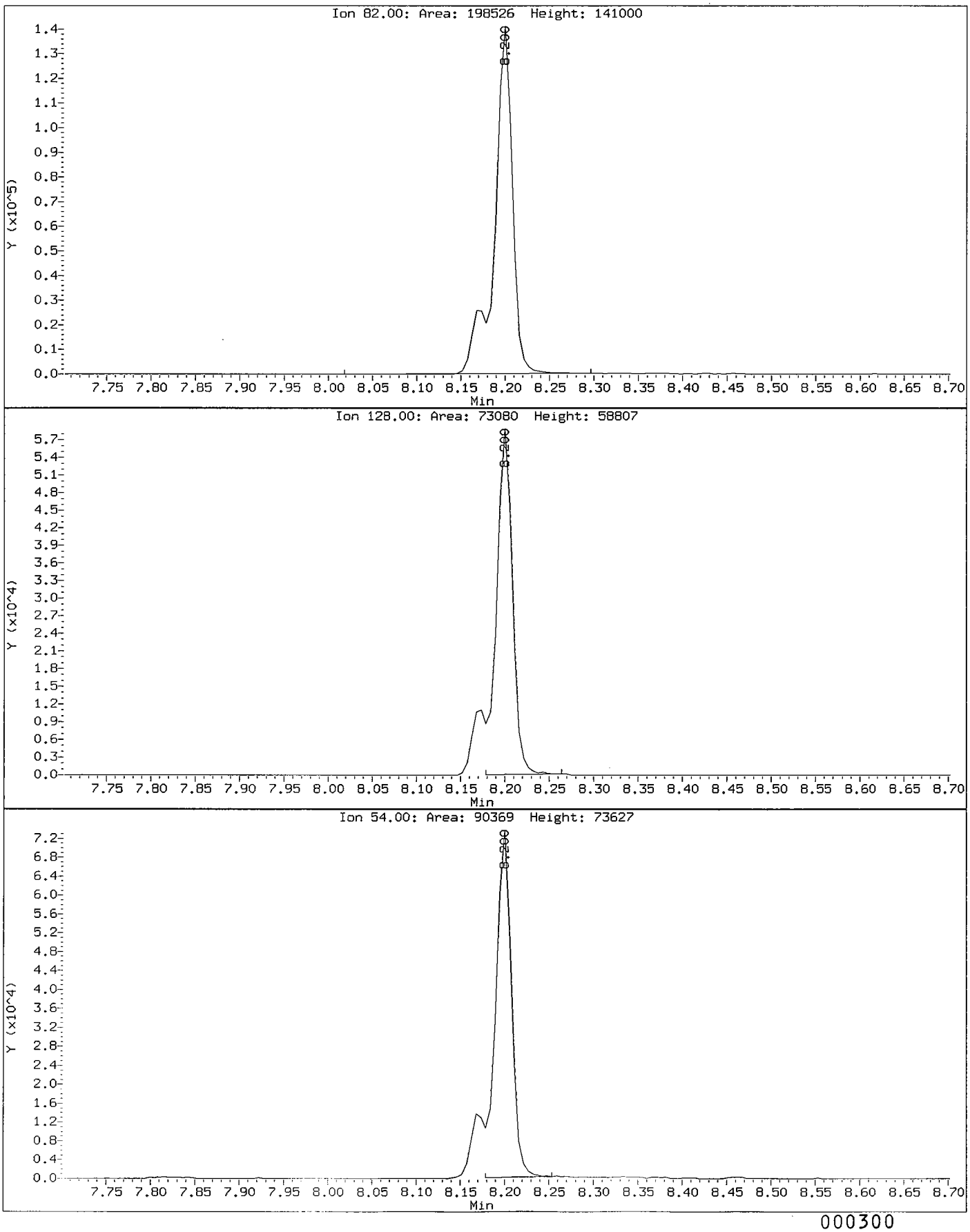

Data File: /chem1/nt6.i/20050729.b/ih291.d
Injection Date: 30-JUL-2005 02:16
Instrument: nt6.i
Client Sample ID: Filter-Wipe-050714

Compound: Naphthalene-d8
CAS Number: 1146-65-2

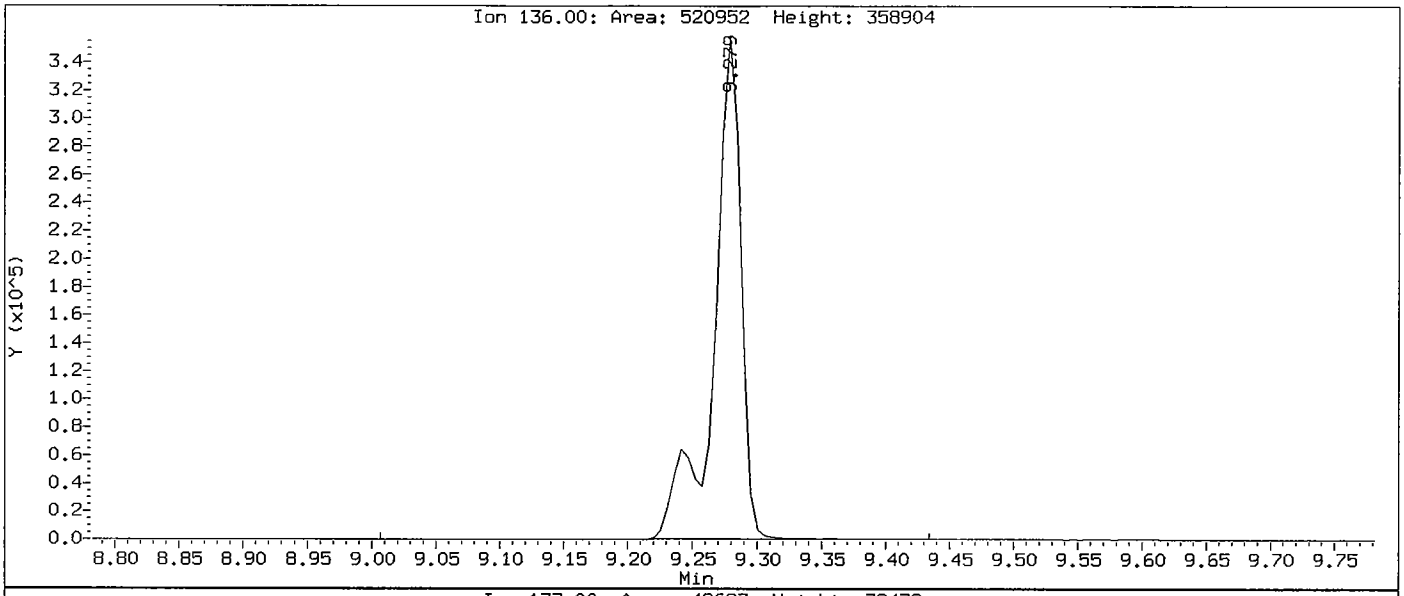

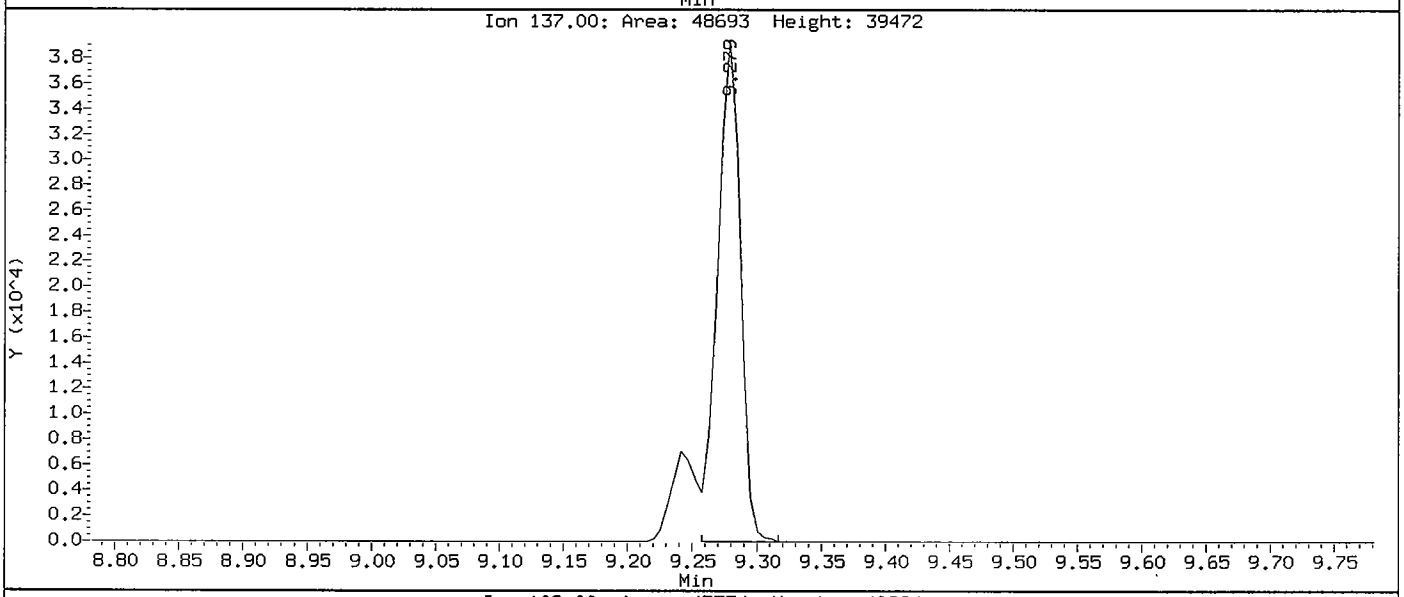

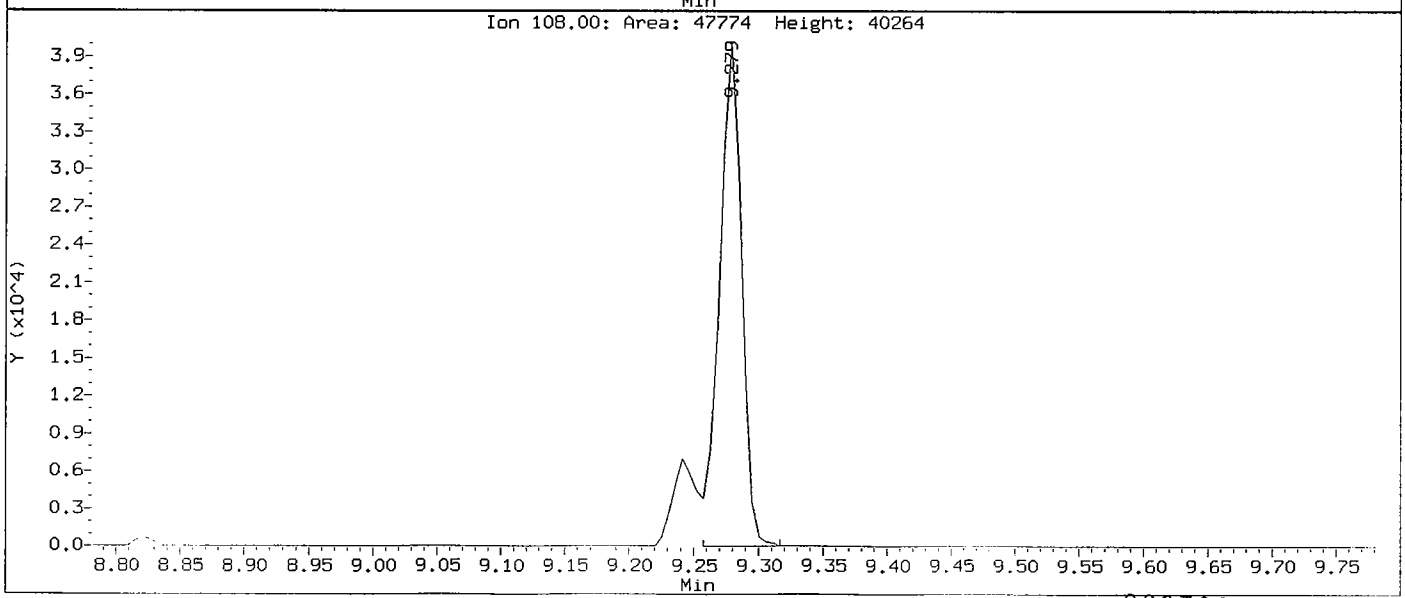

Data File: /chem1/nt6.i/20050729.b/ih291.d
Injection Date: 30-JUL-2005 02:16
Instrument: nt6.i
Client Sample ID: Filter-Wipe-050714

Compound: 2-Fluorobiphenyl
CAS Number: 321-60-8

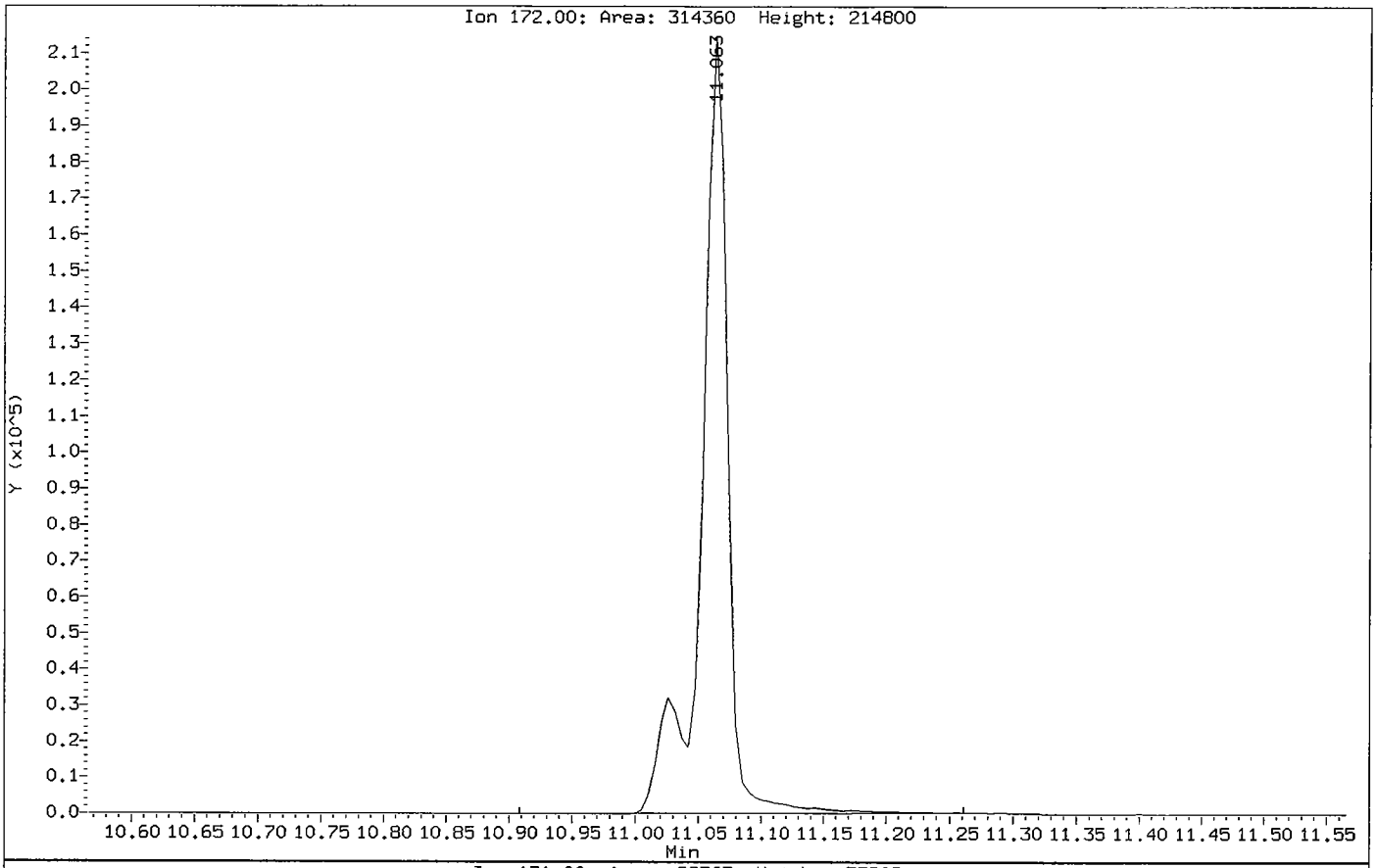

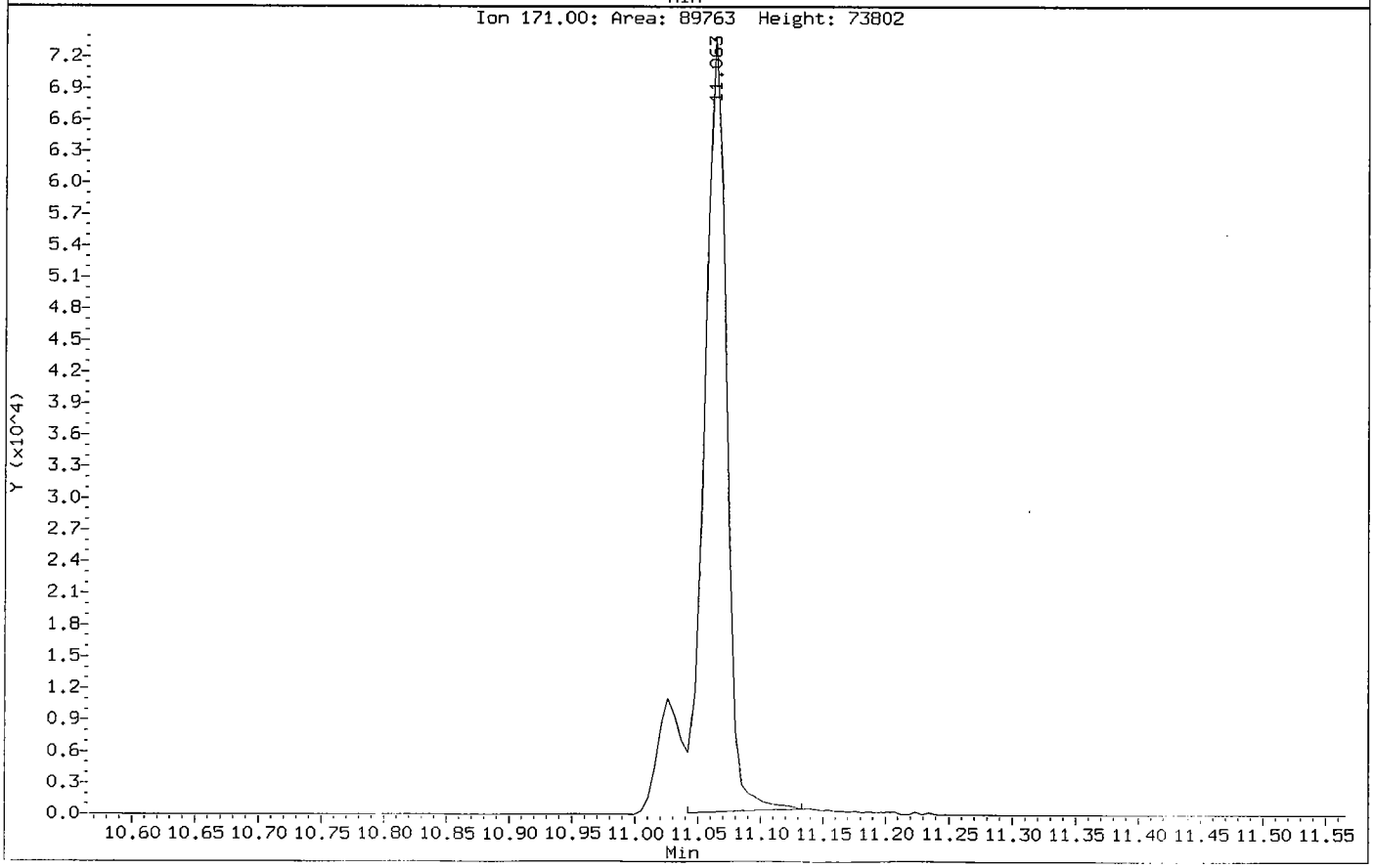

Data File: /chem1/nt6.i/20050729.b/ih291.d
Injection Date: 30-JUL-2005 02:16
Instrument: nt6.i
Client Sample ID: Filter-Wipe-050714

Compound: Acenaphthene-d10
CAS Number:

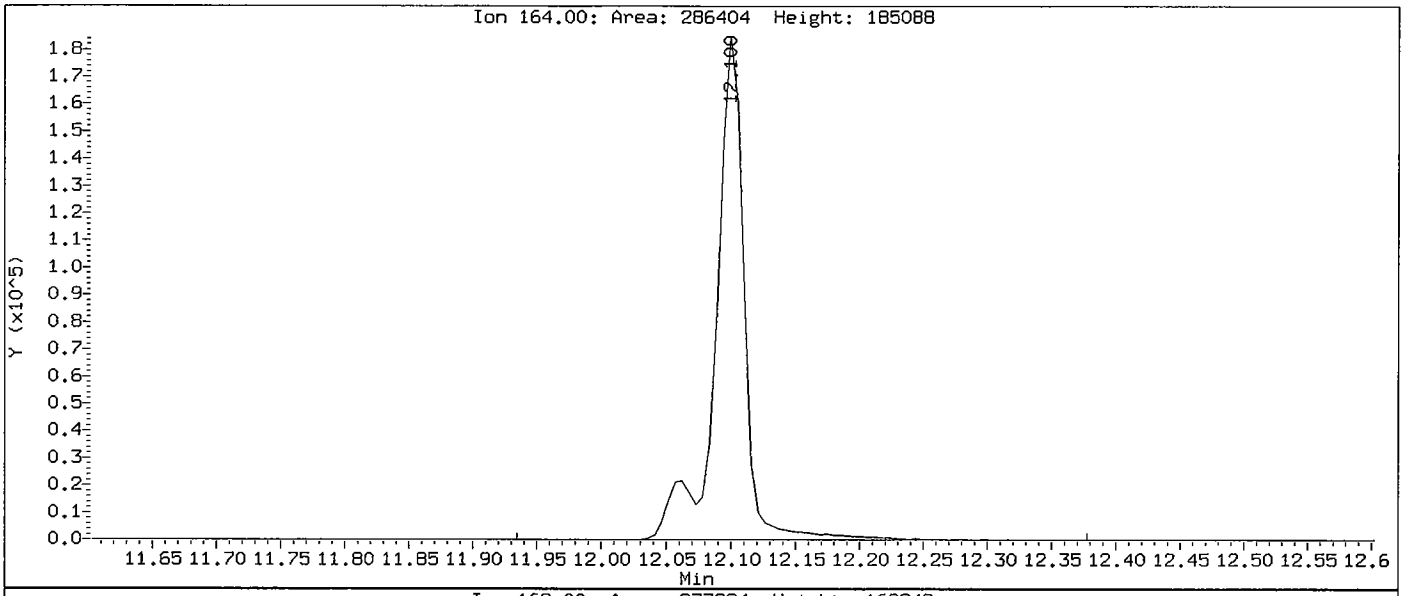

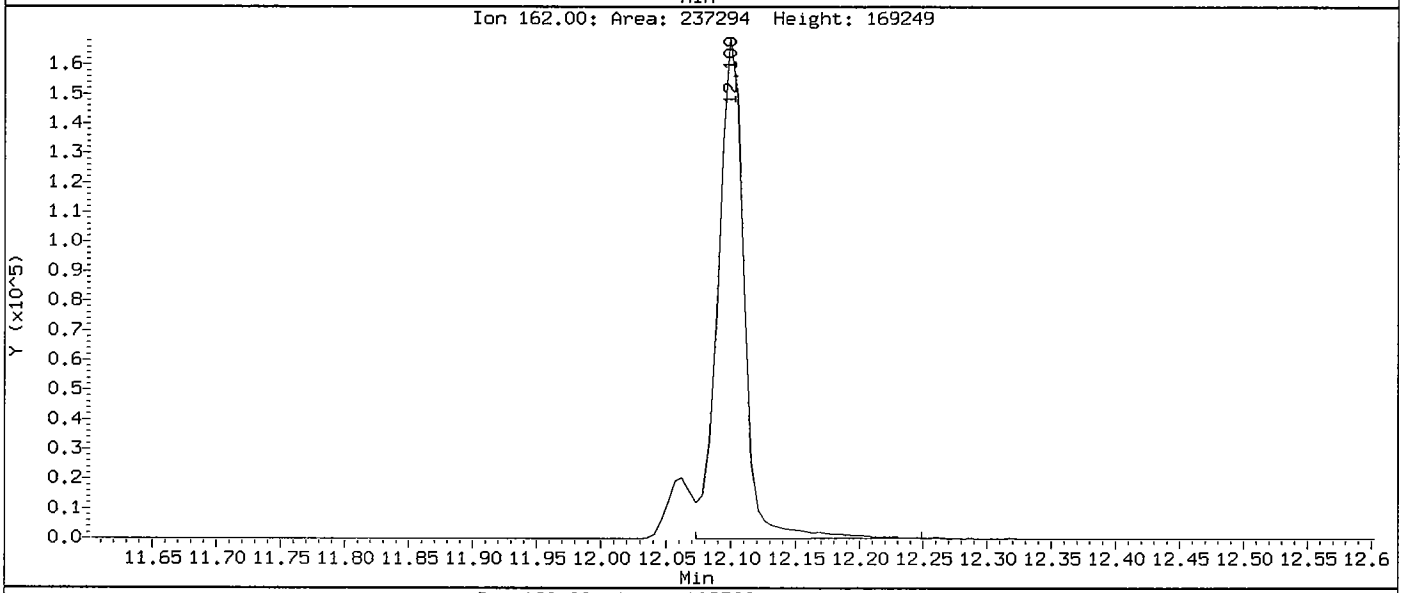

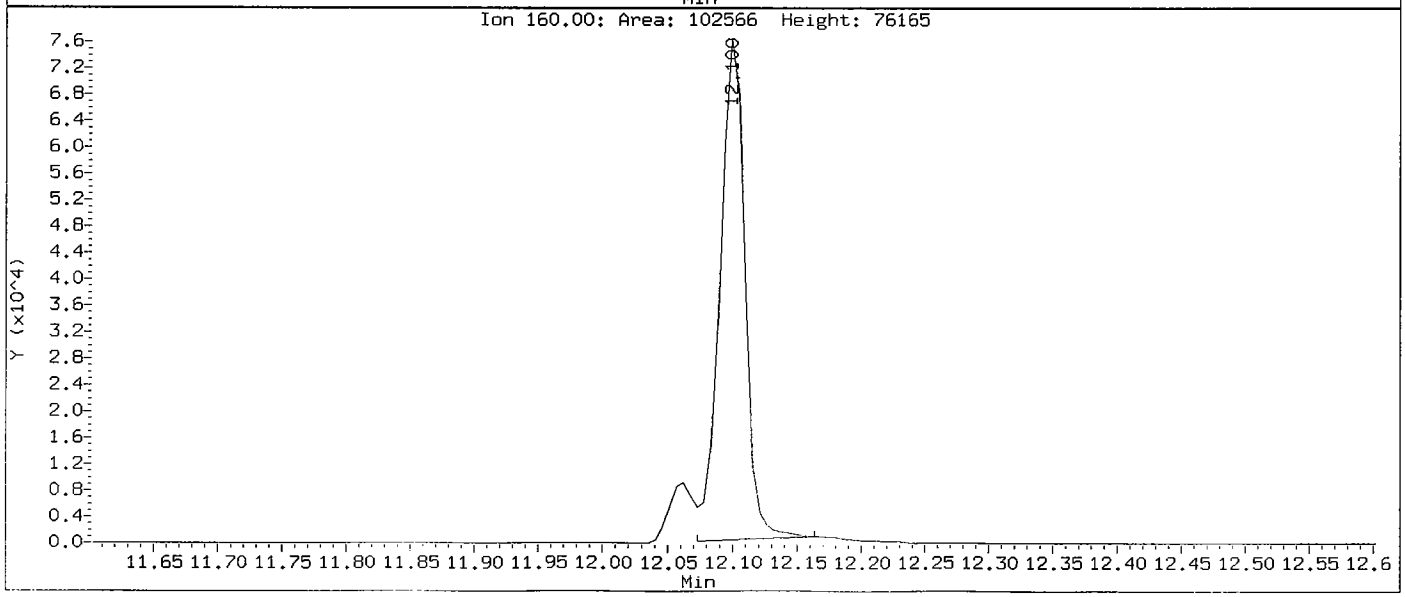

Data File: /chem1/nt6.i/20050729.b/ih291.d
Injection Date: 30-JUL-2005 02:16
Instrument: nt6.i
Client Sample ID: Filter-Wipe-050714

Compound: 2,4,6-Tribromophenol
CAS Number: 118-79-6

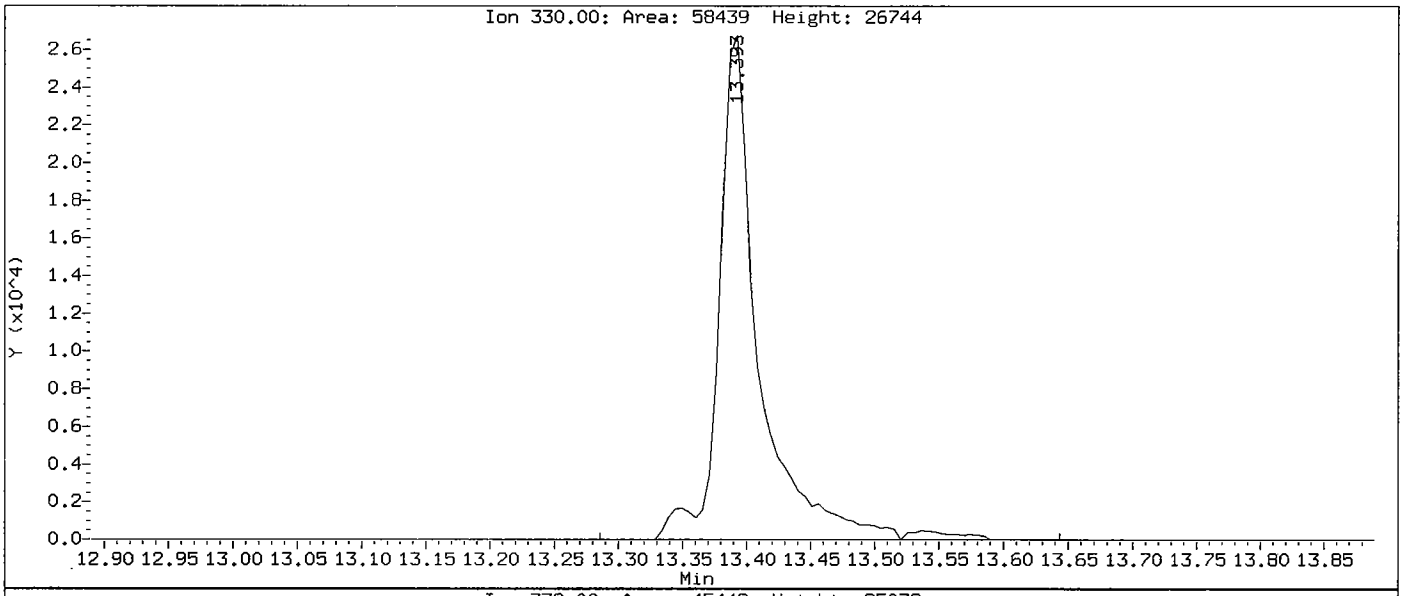

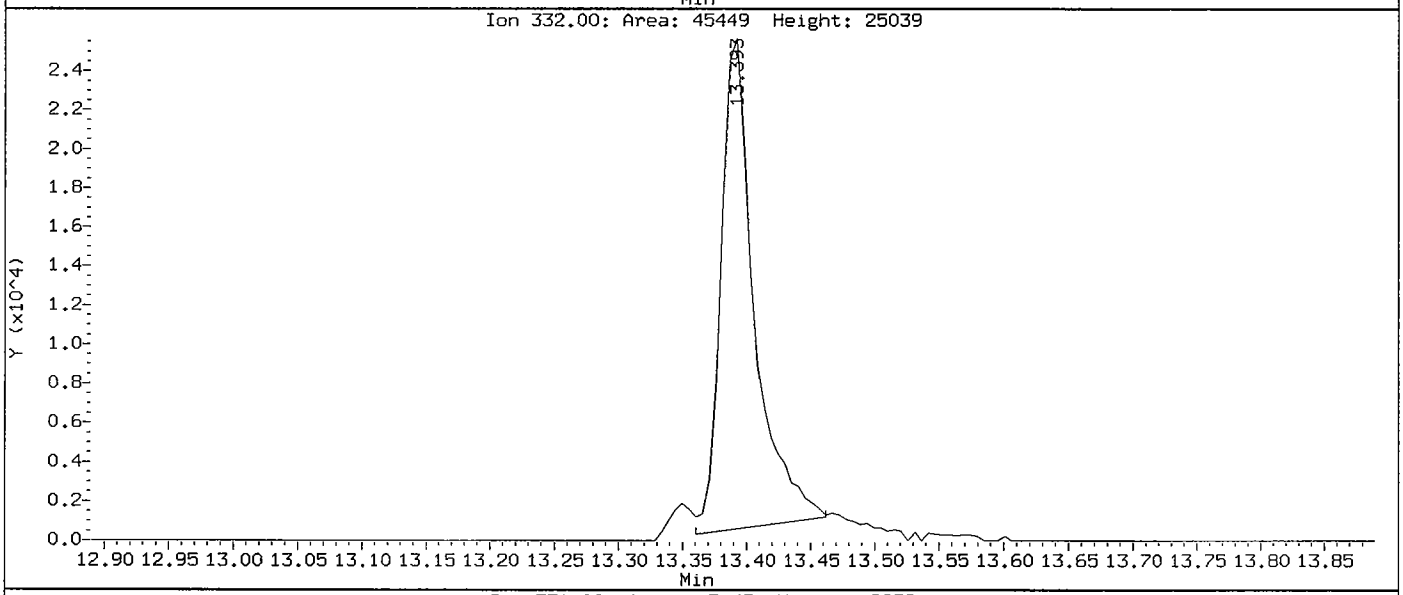

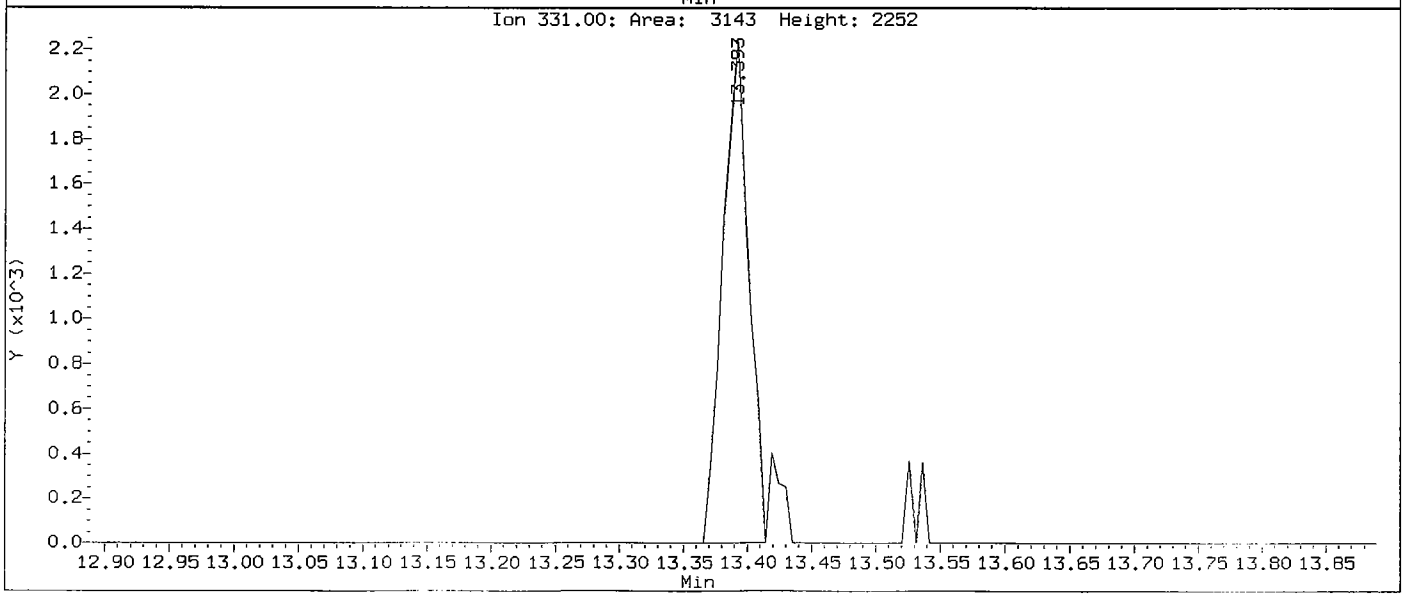

Data File: /chem1/nt6.i/20050729.b/ih291.d
Injection Date: 30-JUL-2005 02:16
Instrument: nt6.i
Client Sample ID: Filter-Wipe-050714

Compound: Phenanthrene-d10
CAS Number:

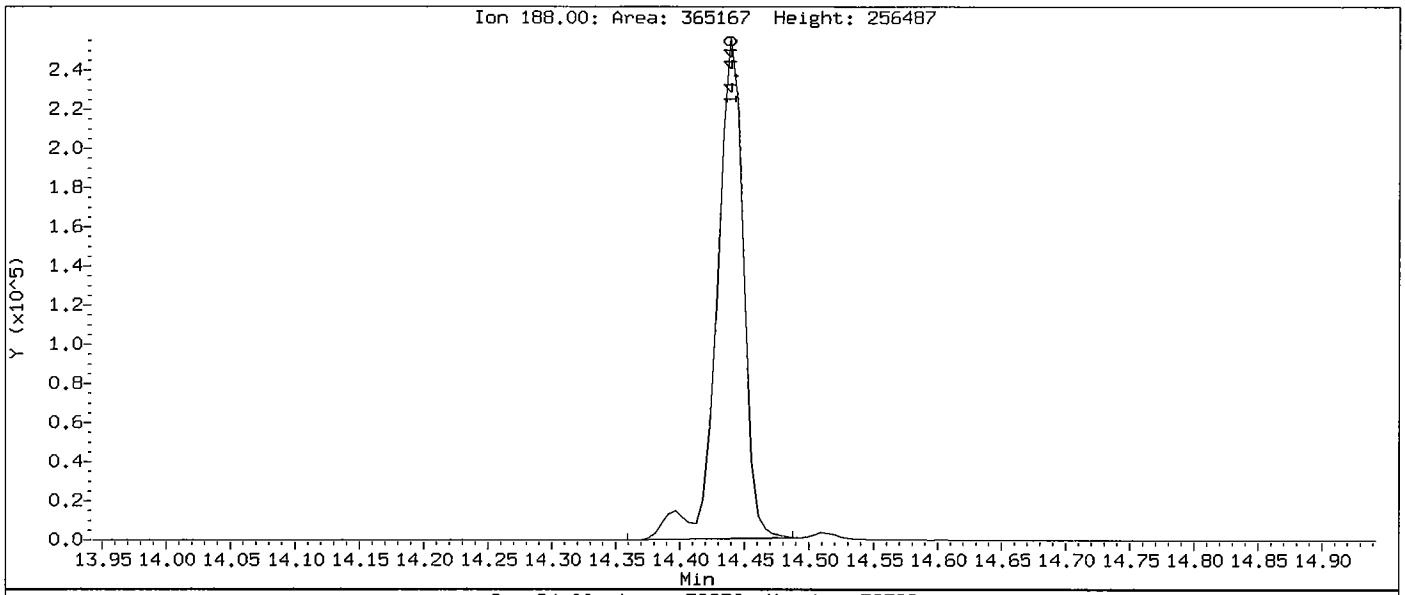

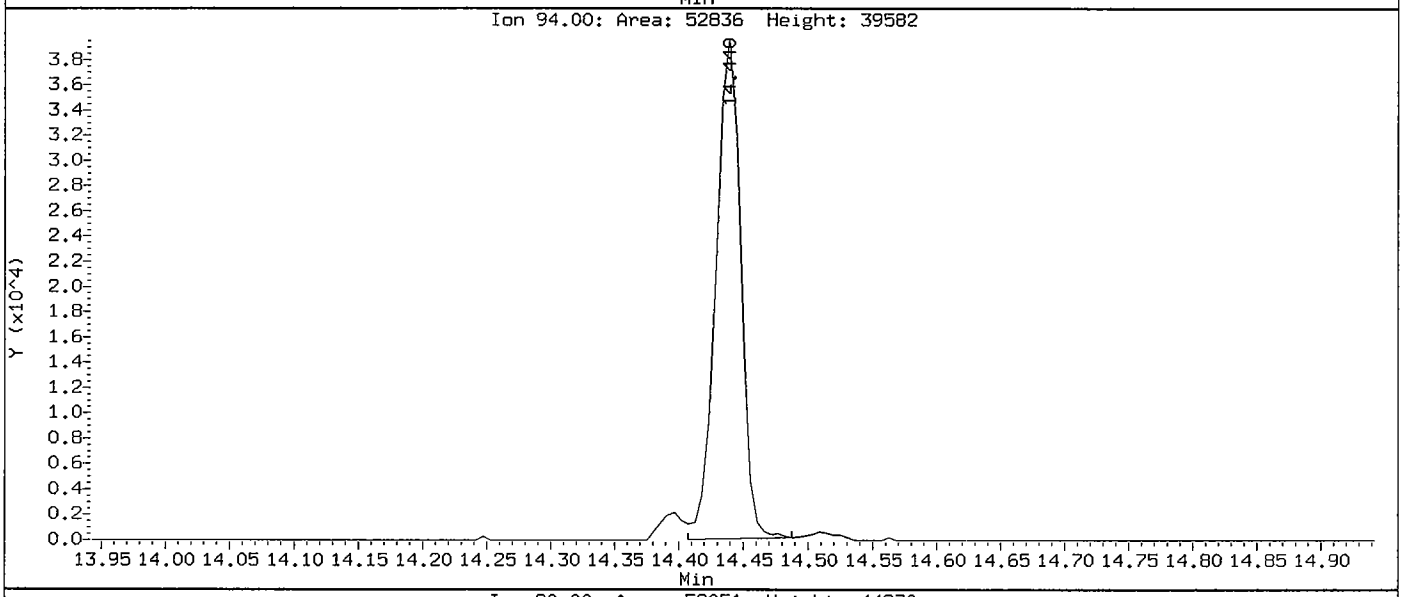

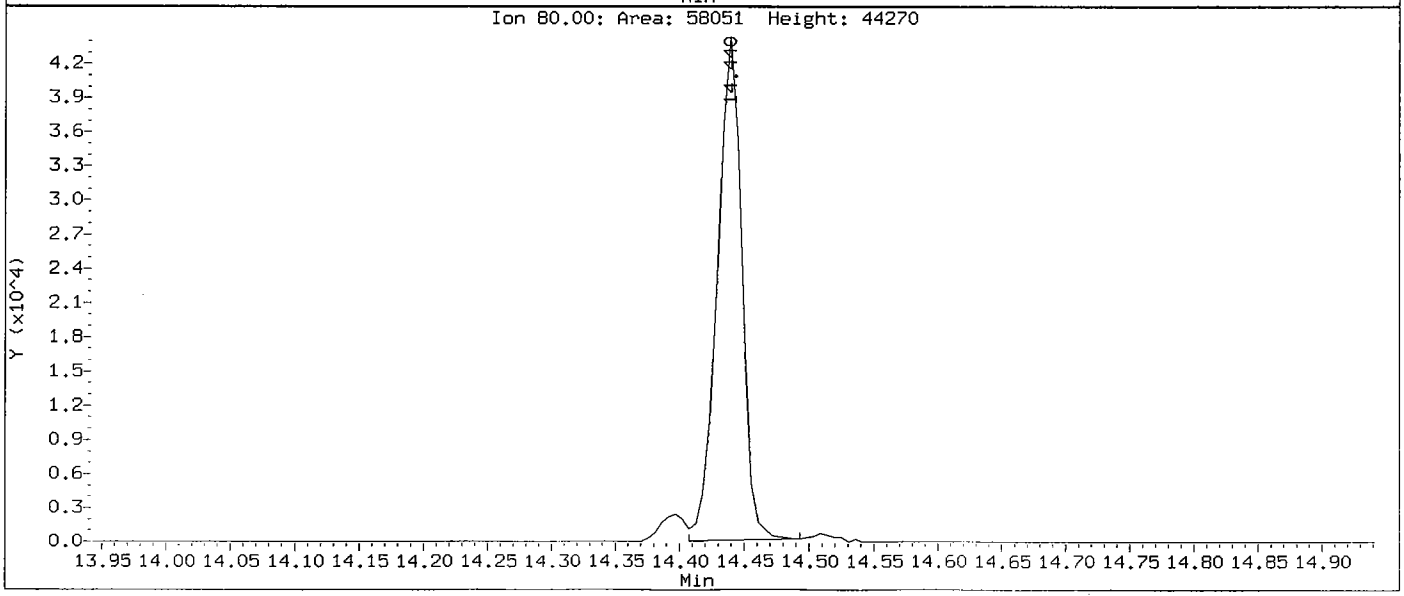

Data File: /chem1/nt6.i/20050729.b/ih291.d
Injection Date: 30-JUL-2005 02:16
Instrument: nt6.i
Client Sample ID: Filter-Wipe-050714

Compound: Terphenyl-d14
CAS Number:

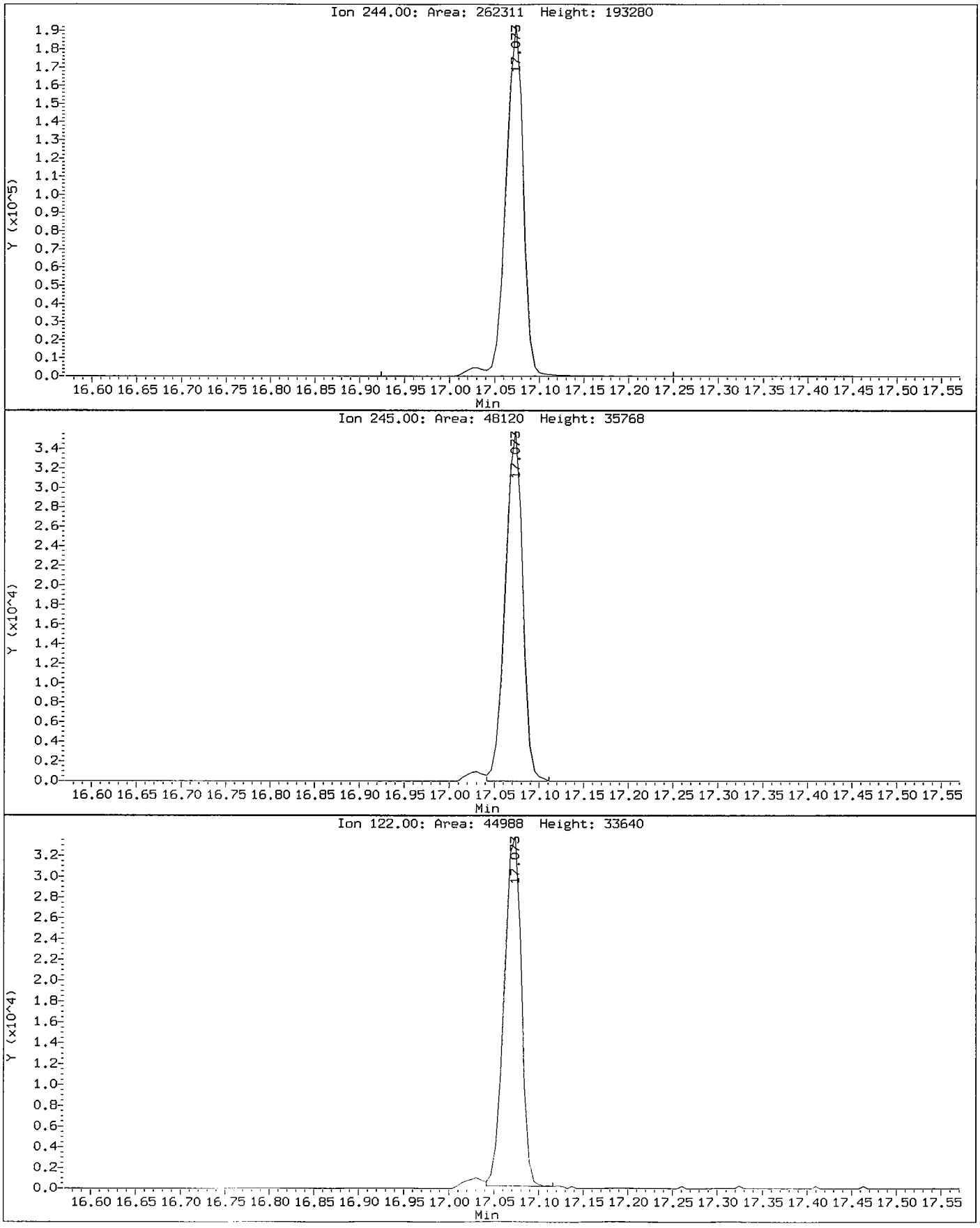

Data File: /chem1/nt6.i/20050729.b/ih291.d
Injection Date: 30-JUL-2005 02:16
Instrument: nt6.i
Client Sample ID: Filter-Wipe-050714

Compound: Di-n-octylphthalate-d4
CAS Number:



ANALYTICAL RESOURCES INCORPORATED

ORGANICS ANALYSIS DATA SHEET
Semivolatiles by SW8270D GC/MS
Page 1 of 1

Sample ID: Filter-Blank-050714
SAMPLE

Lab Sample ID: IH29M
LIMS ID: 05-11915
Matrix: Wipe
Data Release Authorized:
Reported: 08/02/05

QC Report No: IH29-Anchor Environmental
Project: KC Former Scott Mill
00010501/T2
Date Sampled: 07/14/05
Date Received: 07/18/05

Date Extracted: 07/27/05
Date Analyzed: 07/30/05 02:49
Instrument/Analyst: NT6/LJR
GPC Cleanup: No

Sample Amount: 1.00 Wipe
Final Extract Volume: 0.5 mL
Dilution Factor: 1.00

CAS Number	Analyte	RL	Result
108-95-2	Phenol	0.5	< 0.5 U
100-51-6	Benzyl Alcohol	2.5	< 2.5 U
95-48-7	2-Methylphenol	0.5	< 0.5 U
106-44-5	4-Methylphenol	0.5	< 0.5 U
67-72-1	Hexachloroethane	0.5	< 0.5 U
105-67-9	2,4-Dimethylphenol	0.5	< 0.5 U
65-85-0	Benzoic Acid	5.0	< 5.0 U
120-82-1	1,2,4-Trichlorobenzene	0.5	< 0.5 U
91-20-3	Naphthalene	0.5	< 0.5 U
87-68-3	Hexachlorobutadiene	0.5	< 0.5 U
91-57-6	2-Methylnaphthalene	0.5	< 0.5 U
131-11-3	Dimethylphthalate	0.5	< 0.5 U
208-96-8	Acenaphthylene	0.5	< 0.5 U
83-32-9	Acenaphthene	0.5	< 0.5 U
132-64-9	Dibenzofuran	0.5	< 0.5 U
84-66-2	Diethylphthalate	0.5	< 0.5 U
86-73-7	Fluorene	0.5	< 0.5 U
86-30-6	N-Nitrosodiphenylamine	0.5	< 0.5 U
87-86-5	Pentachlorophenol	2.5	< 2.5 U
85-01-8	Phenanthrene	0.5	< 0.5 U
120-12-7	Anthracene	0.5	< 0.5 U
84-74-2	Di-n-Butylphthalate	0.5	< 0.5 U
206-44-0	Fluoranthene	0.5	< 0.5 U
129-00-0	Pyrene	0.5	< 0.5 U
85-68-7	Butylbenzylphthalate	0.5	< 0.5 U
56-55-3	Benzo(a)anthracene	0.5	< 0.5 U
117-81-7	bis(2-Ethylhexyl)phthalate	0.5	< 0.5 U
218-01-9	Chrysene	0.5	< 0.5 U
117-84-0	Di-n-Octyl phthalate	0.5	< 0.5 U
205-99-2	Benzo(b)fluoranthene	0.5	< 0.5 U
207-08-9	Benzo(k)fluoranthene	0.5	< 0.5 U
50-32-8	Benzo(a)pyrene	0.5	< 0.5 U
193-39-5	Indeno(1,2,3-cd)pyrene	0.5	< 0.5 U
53-70-3	Dibenz(a,h)anthracene	0.5	< 0.5 U
191-24-2	Benzo(g,h,i)perylene	0.5	< 0.5 U

Reported in Total µg

Semivolatile Surrogate Recovery

d5-Nitrobenzene	50.8%	2-Fluorobiphenyl	50.0%
d14-p-Terphenyl	49.6%	d4-1,2-Dichlorobenzene	50.0%
d5-Phenol	53.9%	2-Fluorophenol	46.1%
2,4,6-Tribromophenol	55.5%	d4-2-Chlorophenol	54.1%

Analytical Resources, Inc.

Semivolatile Report SW846 Method 8270C

Data file : /chem1/nt6.i/20050729.b/ih29m.d
Lab Smp Id: IH29M Client Smp ID: Filter-Blank-050714
Inj Date : 30-JUL-2005 02:49
Operator : LJR/VS Inst ID: nt6.i
Smp Info : IH29M,3
Misc Info : 05-11915
Comment : 1ul Injection
Method : /chem1/nt6.i/20050729.b/SW846.m
Meth Date : 02-Aug-2005 11:33 jeff Quant Type: ISTD
Cal Date : 18-JUL-2005 15:41 Cal File: 0800718.d
Als bottle: 20
Dil Factor: 1.00000
Integrator: HP RTE Compound Sublist: PSDDA.sub
Target Version: 3.50

LJR 8/2/05

Concentration Formula: Amt * DF * Vt/(Ws * (100 - M)/100) * CpndVariable

Name	Value	Description
DF	1.00000	Dilution Factor
Vt	500.00000	Volume of final extract (uL)
Ws	1.00000	Weight of sample extracted (g)
M	0.00000	% Moisture

Cpnd Variable Local Compound Variable

	Compounds	QUANT SIG MASS	RT	EXP RT	REL RT	RESPONSE	CONCENTRATIONS ON-COLUMN (ug/mL)	CONCENTRATIONS FINAL (ug/kg)
$	1 2-Fluorophenol	112	5.390	5.363	(0.743)	177870	17.2648	8632
$	2 Phenol-d5	99	6.918	6.917	(0.954)	241750	20.1897	10090
	3 Phenol	94	Compound Not Detected.					
$	5 2-Chlorophenol-d4	132	6.977	6.981	(0.962)	192606	20.2838	10140
	4 Bis(2-Chloroethyl)ether	93	Compound Not Detected.					
	6 2-Chlorophenol	128	Compound Not Detected.					
	7 1,3-Dichlorobenzene	146	Compound Not Detected.					
*	8 1,4-Dichlorobenzene-d4	152	7.254	7.259	(1.000)	145872	20.0000	
	9 1,4-Dichlorobenzene	146	Compound Not Detected.					
$	10 1,2-Dichlorobenzene-d4	152	7.548	7.553	(1.040)	77493	12.5270	6264
	12 1,2-Dichlorobenzene	146	Compound Not Detected.					
	11 Benzyl alcohol	108	Compound Not Detected.					
	14 2,2'-oxybis(1-Chloropropane)	45	Compound Not Detected.					
	13 2-Methylphenol	108	Compound Not Detected.					
	17 Hexachloroethane	117	Compound Not Detected.					

	Compounds	QUANT SIG MASS	RT	EXP RT	REL RT	RESPONSE	CONCENTRATIONS ON-COLUMN (ug/mL)	FINAL (ug/kg)
	16 N-Nitroso-di-n-propylamine	70	Compound Not Detected.					
	15 4-Methylphenol	108	Compound Not Detected.					
$	18 Nitrobenzene-d5	82	8.200	8.205	(0.884)	148448	12.7467	6373
	19 Nitrobenzene	77	Compound Not Detected.					
	20 Isophorone	82	Compound Not Detected.					
	21 2-Nitrophenol	139	Compound Not Detected.					
	22 2,4-Dimethylphenol	107	Compound Not Detected.					
	23 Bis(2-Chloroethoxy)methane	93	Compound Not Detected.					
	24 Benzoic acid	105	Compound Not Detected.					
	25 2,4-Dichlorophenol	162	Compound Not Detected.					
	26 1,2,4-Trichlorobenzene	180	Compound Not Detected.					
*	27 Naphthalene-d8	136	9.279	9.284	(1.000)	505577	20.0000	
	28 Naphthalene	128	Compound Not Detected.					
	29 4-Chloroaniline	127	Compound Not Detected.					
	30 Hexachlorobutadiene	225	Compound Not Detected.					
	31 4-Chloro-3-methylphenol	107	Compound Not Detected.					
	32 2-Methylnaphthalene	141	Compound Not Detected.					
	33 Hexachlorocyclopentadiene	237	Compound Not Detected.					
	34 2,4,6-Trichlorophenol	196	Compound Not Detected.					
	35 2,4,5-Trichlorophenol	196	Compound Not Detected.					
$	36 2-Fluorobiphenyl	172	11.063	11.068	(0.914)	236352	12.5238	6262
	37 2-Chloronaphthalene	162	Compound Not Detected.					
	38 2-Nitroaniline	65	Compound Not Detected.					
	39 Dimethylphthalate	163	Compound Not Detected.					
	40 Acenaphthylene	152	Compound Not Detected.					
	41 2,6-Dinitrotoluene	165	Compound Not Detected.					
*	42 Acenaphthene-d10	164	12.100	12.104	(1.000)	281345	20.0000	
	43 3-Nitroaniline	138	Compound Not Detected.					
	44 Acenaphthene	153	Compound Not Detected.					
	45 2,4-Dinitrophenol	184	Compound Not Detected.					
	46 Dibenzofuran	168	Compound Not Detected.					
	47 4-Nitrophenol	109	Compound Not Detected.					
	48 2,4-Dinitrotoluene	165	Compound Not Detected.					
	50 Diethylphthalate	149	Compound Not Detected.					
	49 Fluorene	166	Compound Not Detected.					
	51 4-Chlorophenyl-phenylether	204	Compound Not Detected.					
	52 4-Nitroaniline	138	Compound Not Detected.					
	53 4,6-Dinitro-2-methylphenol	198	Compound Not Detected.					
	54 N-Nitrosodiphenylamine	169	Compound Not Detected.					
$	55 2,4,6-Tribromophenol	330	13.387	13.392	(1.106)	39435	20.8393	10420
	56 4-Bromophenyl-phenylether	248	Compound Not Detected.					
	57 Hexachlorobenzene	284	Compound Not Detected.					
	58 Pentachlorophenol	266	Compound Not Detected.					
*	59 Phenanthrene-d10	188	14.440	14.444	(1.000)	359244	20.0000	
	60 Phenanthrene	178	Compound Not Detected.					
	61 Anthracene	178	Compound Not Detected.					
	62 Carbazole	167	Compound Not Detected.					

	Compounds	QUANT SIG MASS	RT	EXP RT	REL RT	RESPONSE	CONCENTRATIONS ON-COLUMN (ug/mL)	FINAL (ug/kg)
	63 Di-n-butylphthalate	149	Compound Not Detected.					
	64 Fluoranthene	202	Compound Not Detected.					
	65 Pyrene	202	Compound Not Detected.					
$	66 Terphenyl-d14	244	17.073	17.073	(0.913)	206704	12.4370	6219
	67 Butylbenzylphthalate	149	Compound Not Detected.					
	68 Benzo(a)anthracene	228	Compound Not Detected.					
*	69 Chrysene-d12	240	18.708	18.707	(1.000)	309085	20.0000	
	70 3,3'-Dichlorobenzidine	252	Compound Not Detected.					
	71 Chrysene	228	Compound Not Detected.					
	72 bis(2-Ethylhexyl)phthalate	149	Compound Not Detected.					
*	134 Di-n-octylphthalate-d4	153	19.862	19.866	(1.000)	543220	20.0000	
	73 Di-n-octylphthalate	149	Compound Not Detected.					
	74 Benzo(b)fluoranthene	252	Compound Not Detected.					
	75 Benzo(k)fluoranthene	252	Compound Not Detected.					
	76 Benzo(a)pyrene	252	Compound Not Detected.					
*	77 Perylene-d12	264	20.845	20.844	(1.000)	310971	20.0000	
	78 Indeno(1,2,3-cd)pyrene	276	Compound Not Detected.					
	79 Dibenzo(a,h)anthracene	278	Compound Not Detected.					
	80 Benzo(g,h,i)perylene	276	Compound Not Detected.					

Analytical Resources, Inc.

INTERNAL STANDARD COMPOUNDS
AREA AND RT SUMMARY

Instrument ID: nt6.i
Lab File ID: ih29m.d
Lab Smp Id: IH29M
Analysis Type: SV
Quant Type: ISTD
Operator: LJR/VS
Method File: /chem1/nt6.i/20050729.b/SW846.m
Misc Info: 05-11915

Calibration Date: 29-JUL-2005
Calibration Time: 15:44
Client Smp ID: Filter-Blank-050
Level: LOW
Sample Type: Wipe

COMPOUND	STANDARD	AREA LIMIT LOWER	AREA LIMIT UPPER	SAMPLE	%DIFF
8 1,4-Dichlorobenze	108502	54251	217004	145872	34.44
27 Naphthalene-d8	392657	196328	785314	505577	28.76
42 Acenaphthene-d10	220694	110347	441388	281345	27.48
59 Phenanthrene-d10	307459	153730	614918	359244	16.84
69 Chrysene-d12	220907	110454	441814	309085	39.92
134 Di-n-octylphthala	371940	185970	743880	543220	46.05
77 Perylene-d12	239558	119779	479116	310971	29.81

COMPOUND	STANDARD	RT LIMIT LOWER	RT LIMIT UPPER	SAMPLE	%DIFF
8 1,4-Dichlorobenze	7.26	6.76	7.76	7.25	-0.06
27 Naphthalene-d8	9.28	8.78	9.78	9.28	-0.05
42 Acenaphthene-d10	12.10	11.60	12.60	12.10	-0.04
59 Phenanthrene-d10	14.44	13.94	14.94	14.44	-0.03
69 Chrysene-d12	18.71	18.21	19.21	18.71	0.00
134 Di-n-octylphthala	19.87	19.37	20.37	19.86	-0.02
77 Perylene-d12	20.84	20.34	21.34	20.84	0.00

AREA UPPER LIMIT = +100% of internal standard area.
AREA LOWER LIMIT = - 50% of internal standard area.
RT UPPER LIMIT = + 0.50 minutes of internal standard RT.
RT LOWER LIMIT = - 0.50 minutes of internal standard RT.

Analytical Resources, Inc.

RECOVERY REPORT

Client Name: ANCHOR
Sample Matrix: SOLID
Lab Smp Id: IH29M
Level: LOW
Data Type: MS DATA
SpikeList File: SONICMS.spk
Sublist File: PSDDA.sub
Method File: /chem1/nt6.i/20050729.b/SW846.m
Misc Info: 05-11915

Client SDG: IH29
Fraction: SV
Client Smp ID: Filter-Blank-050714
Operator: LJR/VS
SampleType: SAMPLE
Quant Type: ISTD

	SURROGATE COMPOUND	CONC ADDED ug/kg	CONC RECOVERED ug/kg	% RECOVERED	LIMITS
$ 1	2-Fluorophenol	18750	8632	46.04	24-112
$ 2	Phenol-d5	18750	10090	53.84	29-109
$ 5	2-Chlorophenol-d4	18750	10140	54.09	34-101
$ 10	1,2-Dichlorobenzen	12500	6264	50.11	30-84
$ 18	Nitrobenzene-d5	12500	6373	50.99	28-103
$ 36	2-Fluorobiphenyl	12500	6262	50.10	33-104
$ 55	2,4,6-Tribromophen	18750	10420	55.57	27-134
$ 66	Terphenyl-d14	12500	6219	49.75	31-120

Data File: /chem1/nt6.i/20050729.b/ih29m.d
Date : 30-JUL-2005 02:49
Client ID: Filter-Blank-050714
Sample Info: IH29M,3
Volume Injected (uL): 1.0
Column phase: RTX-5

Instrument: nt6.i
Operator: LJR/VS
Column diameter: 0.32

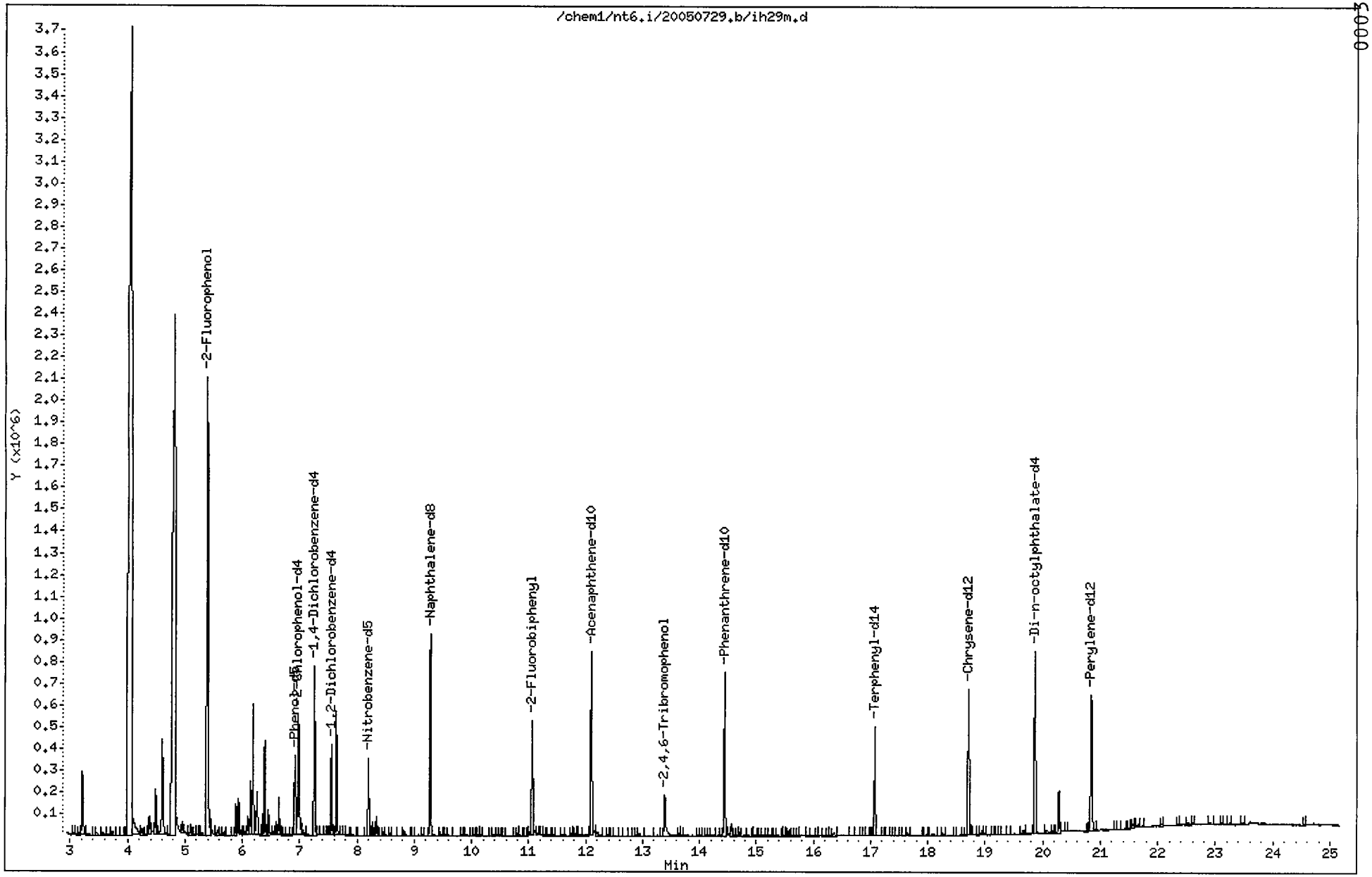

Semivolatile Organics Analysis
Standard Raw Data

prepared
for

ANCHOR ENVIRONMENTAL

KC FORMER SCOTT MILL , 00010501/T2

ARI JOB NO. IH29

prepared
by

Analytical Resources, Inc.

6B

SEMIVOLATILE 8270-C INITIAL CALIBRATION DATA

Lab Name: ANALYTICAL RESOURCES, INC Client: ANCHOR

ARI Job No: IH29 Project: KC FORMER SCOTT MILL

Instrument ID: NT6 Calibration Date: 07/18/05

LAB FILE ID: RRF1 =0010718 RRF5 =0050718 RRF10 =0100718
RRF25 =0250718 RRF40 =0400718 RRF80 =0800718

COMPOUND	RRF 1	RRF 5	RRF 10	RRF 25	RRF 40	RRF 80	$\overline{RRF}$	%RSD /R^2	
Phenol	1.773	1.921	1.941	1.878	1.843	1.793	1.858	3.6	*
Bis(2-Chloroethyl)ether	1.641	1.704	1.678	1.558	1.464	1.279	1.554	10.3	
2-Chlorophenol	1.359	1.507	1.467	1.471	1.394	1.229	1.404	7.2	
1,3-Dichlorobenzene	1.562	1.607	1.608	1.521	1.436	1.278	1.502	8.5	
1,4-Dichlorobenzene	1.621	1.651	1.623	1.528	1.434	1.265	1.520	9.8	*
1,2-Dichlorobenzene	1.528	1.542	1.510	1.363	1.218	1.000	1.360	15.9	
Benzyl alcohol	0.930	1.069	1.015	0.926	0.868	0.799	0.934	10.4	
2,2'-oxybis(1-Chloropropane)	2.596	2.653	2.550	2.382	2.193	1.832	2.368	13.1	
2-Methylphenol	1.221	1.411	1.355	1.327	1.254	1.115	1.280	8.3	
Hexachloroethane	0.551	0.588	0.596	0.542	0.481	0.426	0.531	12.4	
N-Nitroso-di-n-propylamine		1.256	1.187	1.065	0.974	0.975	1.091	11.6	~
4-Methylphenol	1.220	1.446	1.370	1.296	1.176	1.001	1.252	12.5	
Nitrobenzene	0.454	0.497	0.488	0.468	0.452	0.418	0.463	6.1	
Isophorone	0.804	0.870	0.842	0.803	0.781	0.782	0.814	4.3	
2-Nitrophenol		0.181	0.187	0.194	0.196	0.184	0.188	3.3	*
2,4-Dimethylphenol	0.348	0.411	0.399	0.382	0.371	0.346	0.376	7.1	
Bis(2-Chloroethoxy)methane	0.529	0.554	0.532	0.498	0.481	0.451	0.508	7.5	
2,4-Dichlorophenol		0.303	0.302	0.291	0.274	0.246	0.283	8.4	*
1,2,4-Trichlorobenzene	0.327	0.339	0.330	0.303	0.286	0.246	0.305	11.5	
Naphthalene	1.309	1.285	1.235	1.108	1.023	0.893	1.142	14.3	
Benzoic acid		0.206	0.225	0.243	0.272	0.289	0.247	13.6	
4-Chloroaniline		0.507	0.504	0.470	0.435	0.410	0.465	9.1	
Hexachlorobutadiene	0.154	0.160	0.155	0.143	0.133	0.116	0.144	11.5	*
4-Chloro-3-methylphenol		0.324	0.313	0.314	0.303	0.280	0.307	5.5	*
2-Methylnaphthalene	0.651	0.665	0.627	0.561	0.513	0.463	0.580	14.0	
Hexachlorocyclopentadiene		0.121	0.162	0.202	0.220	0.207	0.182	22.2	~
2,4,6-Trichlorophenol		0.348	0.357	0.349	0.337	0.299	0.338	6.8	*
2,4,5-Trichlorophenol		0.383	0.372	0.378	0.363	0.316	0.362	7.4	
2-Chloronaphthalene	1.313	1.298	1.229	1.033	0.942	0.792	1.101	19.3	
2-Nitroaniline		0.423	0.441	0.433	0.425	0.424	0.429	1.8	
Acenaphthylene	2.046	2.195	2.099	1.898	1.757	1.488	1.914	13.6	
Dimethylphthalate	1.356	1.404	1.358	1.266	1.205	1.088	1.280	9.2	
2,6-Dinitrotoluene		0.283	0.301	0.297	0.292	0.274	0.289	3.8	
Acenaphthene	1.372	1.367	1.307	1.168	1.091	0.916	1.204	15.0	*
3-Nitroaniline		0.311	0.312	0.320	0.317	0.299	0.312	2.6	
2,4-Dinitrophenol		0.029	0.055	0.068	0.085	0.117	0.071	46.4	~
Dibenzofuran	1.835	1.820	1.745	1.573	1.449	1.271	1.616	14.0	

* Compounds with maximim %RSD = 30%

~ Compounds with minimum average RRF = .05

<- Outside QC limits

FORM VI SV-1

SEMIVOLATILE 8270-C INITIAL CALIBRATION DATA

Lab Name: ANALYTICAL RESOURCES, INC Client: ANCHOR

ARI Job No: IH29 Project: KC FORMER SCOTT MILL

Instrument ID: NT6 Calibration Date: 07/18/05

LAB FILE ID: RRF1 =0010718 RRF5 =0050718 RRF10 =0100718
RRF25 =0250718 RRF40 =0400718 RRF80 =0800718

COMPOUND	RRF 1	RRF 5	RRF 10	RRF 25	RRF 40	RRF 80	$\overline{RRF}$	%RSD /R^2	
4-Nitrophenol		0.104	0.122	0.142	0.144	0.167	0.136	17.7	~
2,4-Dinitrotoluene		0.360	0.371	0.372	0.367	0.347	0.363	2.9	
Fluorene	1.502	1.514	1.450	1.271	1.144	0.908	1.298	18.5	
4-Chlorophenyl-phenylether	0.644	0.664	0.641	0.579	0.532	0.435	0.582	15.0	
Diethylphthalate	1.328	1.337	1.294	1.194	1.094	0.905	1.192	14.1	
4-Nitroaniline		0.319	0.330	0.322	0.309	0.326	0.321	2.5	
4,6-Dinitro-2-methylphenol		0.074	0.097	0.105	0.122	0.134	0.106	21.6	
N-Nitrosodiphenylamine (1)	0.567	0.588	0.560	0.513	0.492	0.414	0.522	12.2	
4-Bromophenyl-phenylether	0.236	0.248	0.240	0.216	0.205	0.182	0.221	11.4	
Hexachlorobenzene	0.248	0.255	0.240	0.214	0.203	0.182	0.224	12.9	
Pentachlorophenol		0.085	0.104	0.125	0.127	0.129	0.114	16.8	*
Phenanthrene	1.443	1.386	1.270	1.058	0.981	0.876	1.169	19.7	
Anthracene	1.398	1.418	1.350	1.184	1.098	0.979	1.238	14.5	
Carbazole	1.251	1.272	1.207	1.086	1.060	0.958	1.139	10.9	
Di-n-butylphthalate	1.395	1.539	1.469	1.329	1.243	1.123	1.350	11.2	
Fluoranthene	1.350	1.375	1.296	1.157	1.066	0.975	1.203	13.5	*
Pyrene	1.720	1.807	1.773	1.707	1.728	1.667	1.734	2.9	
Butylbenzylphthalate	0.745	0.852	0.856	0.856	0.866	0.842	0.836	5.4	
Benzo(a)anthracene	1.523	1.590	1.543	1.479	1.484	1.439	1.510	3.6	
3,3'-Dichlorobenzidine		0.546	0.542	0.523	0.519	0.515	0.529	2.7	
Chrysene	1.610	1.562	1.507	1.400	1.388	1.304	1.462	8.0	
bis(2-Ethylhexyl)phthalate	0.558	0.628	0.611	0.595	0.581	0.533	0.584	6.0	
Di-n-octylphthalate	1.167	1.144	1.098	1.019	0.982	0.889	1.050	10.1	*
Benzo(b)fluoranthene	1.563	1.570	1.457	1.309	1.197	1.252	1.391	11.6	
Benzo(k)fluoranthene	1.707	1.623	1.472	1.248	1.180	0.851	1.347	23.6	
Benzo(a)pyrene	1.310	1.379	1.346	1.204	1.119	0.986	1.224	12.4	*
Indeno(1,2,3-cd)pyrene	0.577	0.941	1.149	1.202	1.240	1.160	1.045	24.1	
Dibenzo(a,h)anthracene	0.369	0.692	0.879	0.949	0.969	0.867	0.788	28.8	
Benzo(g,h,i)perylene	0.560	0.834	1.004	1.060	1.121	1.018	0.933	22.1	
2-Fluorophenol		1.478	1.390	1.464	1.417	1.314	1.413	4.7	
Phenol-d5		1.797	1.698	1.661	1.595	1.458	1.642	7.7	
2-Chlorophenol-d4		1.495	1.394	1.329	1.222	1.069	1.302	12.6	
1,2-Dichlorobenzene-d4		1.008	0.915	0.849	0.782	0.687	0.848	14.5	
Nitrobenzene-d5		0.489	0.468	0.461	0.453	0.432	0.461	4.5	
2-Fluorobiphenyl		1.581	1.468	1.336	1.255	1.069	1.342	14.7	
2,4,6-Tribromophenol		0.136	0.138	0.141	0.135	0.122	0.134	5.3	

(1) Cannot be seperated from Diphenylamine
* Compounds with maximim %RSD = 30%
~ Compounds with minimum average RRF = .05
<- Outside QC limits

6C

SEMIVOLATILE 8270-C INITIAL CALIBRATION DATA

Lab Name: ANALYTICAL RESOURCES, INC Client: ANCHOR

ARI Job No: IH29 Project: KC FORMER SCOTT MILL

Instrument ID: NT6 Calibration Date: 07/18/05

LAB FILE ID: RRF1 =0010718 RRF5 =0050718 RRF10 =0100718
RRF25 =0250718 RRF40 =0400718 RRF80 =0800718

COMPOUND	RRF 1	RRF 5	RRF 10	RRF 25	RRF 40	RRF 80	$\overline{RRF}$	%RSD /R^2
Terphenyl-d14		1.132	1.071	1.076	1.067	1.031	1.075	3.4

* Compounds with maximim %RSD = 30%
~ Compounds with minimum average RRF = .05
<- Outside QC limits

FORM VI SV-3

Analytical Resources, Inc.

INITIAL CALIBRATION DATA

Start Cal Date : 18-JUL-2005 12:01
End Cal Date : 18-JUL-2005 17:57
Quant Method : ISTD
Origin : Disabled
Target Version : 3.50
Integrator : HP RTE
Method file : /chem1/nt6.i/20050718.b/SW846.m
Cal Date : 19-Jul-2005 08:39 jeff
Curve Type : Average

Calibration File Names:
Level 1: /chem1/nt6.i/20050718.b/0010718.d
Level 2: /chem1/nt6.i/20050718.b/0050718.d
Level 3: /chem1/nt6.i/20050718.b/0100718.d
Level 4: /chem1/nt6.i/20050718.b/0250718.d
Level 5: /chem1/nt6.i/20050718.b/0400718.d
Level 6: /chem1/nt6.i/20050718.b/0800718.d

Compound	1.000 Level 1	5.000 Level 2	10.000 Level 3	25.000 Level 4	40.000 Level 5	80.000 Level 6	___ RRF	% RSD	
138 Chlorobenzilate	+++++	+++++	+++++	+++++	+++++	+++++	+++++	+++++	<-
139 Isodrin	+++++	+++++	+++++	+++++	+++++	+++++	+++++	+++++	<-
140 Diallate A	+++++	+++++	+++++	+++++	+++++	+++++	+++++	+++++	<-
141 Diallate B	+++++	+++++	+++++	+++++	+++++	+++++	+++++	+++++	<-
142 1,2-Dibromo-3-Chloropropane	+++++	+++++	+++++	+++++	+++++	+++++	+++++	+++++	<-
135 2,3,5,6-Tetrachlorophenol	+++++	+++++	+++++	+++++	+++++	+++++	+++++	+++++	<-
136 2,3,4,5-tetrachlorophenol	+++++	+++++	+++++	+++++	+++++	+++++	+++++	+++++	<-
137 NewCpnd_131	+++++	+++++	+++++	+++++	+++++	+++++	+++++	+++++	<-
133 Butylatedhydroxytoluene	1.03809	1.07427	1.02345	0.88613	0.79828	0.67235	0.91543	17.314	QUAD
132 3,6-Dimethylphenanthrene	+++++	+++++	+++++	+++++	+++++	+++++	+++++	+++++	<-
131 1-Methylphenanthrene	+++++	+++++	+++++	+++++	+++++	+++++	+++++	+++++	<-
146 Benzo(j)fluoranthene	+++++	+++++	+++++	+++++	+++++	+++++	+++++	+++++	<-
130 Dibenzothiophene	+++++	+++++	+++++	+++++	+++++	+++++	+++++	+++++	<-
129 1-Methylfluorene	+++++	+++++	+++++	+++++	+++++	+++++	+++++	+++++	<-
128 N-Hexadecane	+++++	+++++	+++++	+++++	+++++	+++++	+++++	+++++	<-
127 2-Isopropylnaphthalene	+++++	+++++	+++++	+++++	+++++	+++++	+++++	+++++	<-
126 N-Tetradecane	+++++	+++++	+++++	+++++	+++++	+++++	+++++	+++++	<-
144 alpha-Terpineol	0.21350	0.24294	0.23590	0.23260	0.22690	0.21050	0.22706	5.637	
125 Safrole	+++++	+++++	+++++	+++++	+++++	+++++	+++++	+++++	<-
124 3,4-Dimethylphenol	+++++	+++++	+++++	+++++	+++++	+++++	+++++	+++++	<-
123 Acetophenone	+++++	+++++	+++++	+++++	+++++	+++++	+++++	+++++	<-

Analytical Resources, Inc.

INITIAL CALIBRATION DATA

Start Cal Date : 18-JUL-2005 12:01
End Cal Date : 18-JUL-2005 17:57
Quant Method : ISTD
Origin : Disabled
Target Version : 3.50
Integrator : HP RTE
Method file : /chem1/nt6.i/20050718.b/SW846.m
Cal Date : 19-Jul-2005 08:39 jeff
Curve Type : Average

Compound	1.000 Level 1	5.000 Level 2	10.000 Level 3	25.000 Level 4	40.000 Level 5	80.000 Level 6	RRF	% RSD	
122 Furfuraldehyde	+++++	+++++	+++++	+++++	+++++	+++++	+++++	+++++	<-
143 1,4-Dioxane	0.48704	0.52041	0.51666	0.50826	0.50714	0.47096	0.50175	3.788	
121 Quinoline	+++++	+++++	+++++	+++++	+++++	+++++	+++++	+++++	<-
120 2,3,4,6-Tetrachlorophenol	+++++	+++++	+++++	+++++	+++++	+++++	+++++	+++++	<-
119 7,12-Dimethylbenz(a)anthracen	+++++	+++++	+++++	+++++	+++++	+++++	+++++	+++++	<-
118 Triphenyl Phosphate	0.24344	0.27739	0.27593	0.27847	0.28068	0.27437	0.27171	5.158	
117 Butyl Diphenyl Phosphate	0.24993	0.32721	0.34138	0.34516	0.35559	0.34776	0.32784	11.987	
116 Dibutyl Phenyl Phosphate	0.54511	0.69124	0.67982	0.62412	0.58817	0.54325	0.61195	10.538	
115 Tributyl Phosphate	1.00208	1.18439	1.16245	1.08228	1.05530	0.93306	1.06993	8.902	
114 Beta-Pinene	+++++	+++++	+++++	+++++	+++++	+++++	+++++	+++++	<-
113 Diphenyl Oxide	+++++	+++++	+++++	+++++	+++++	+++++	+++++	+++++	<-
112 Biphenyl	+++++	+++++	+++++	+++++	+++++	+++++	+++++	+++++	<-
111 Azobenzene (1,2-DP-Hydrazine)	1.65093	1.65166	1.60800	1.58332	1.52167	1.37635	1.56532	6.672	
110 Tetrachloroguaiacol	+++++	+++++	+++++	+++++	+++++	+++++	+++++	+++++	<-
109 3,4,5-Trichloroguaiacol	+++++	+++++	+++++	+++++	+++++	+++++	+++++	+++++	<-
108 4,5,6-Trichloroguaiacol	+++++	+++++	+++++	+++++	+++++	+++++	+++++	+++++	<-
107 4,5-Dichloro-2-Methoxyphenol	+++++	+++++	+++++	+++++	+++++	+++++	+++++	+++++	<-
106 Guaiacol	+++++	+++++	+++++	+++++	+++++	+++++	+++++	+++++	<-
105 1-methylnaphthalene	0.65173	0.67041	0.63461	0.57053	0.53024	0.47174	0.58821	13.209	
3 Phenol	1.77278	1.92137	1.94072	1.87837	1.84335	1.79289	1.85825	3.649	
4 Bis(2-Chloroethyl)ether	1.64095	1.70411	1.67852	1.55797	1.46386	1.27943	1.55414	10.340	
6 2-Chlorophenol	1.35898	1.50673	1.46695	1.47100	1.39436	1.22930	1.40455	7.236	
7 1,3-Dichlorobenzene	1.56232	1.60703	1.60770	1.52121	1.43623	1.27762	1.50202	8.468	
9 1,4-Dichlorobenzene	1.62072	1.65080	1.62338	1.52848	1.43453	1.26484	1.52046	9.774	
11 Benzyl alcohol	0.93034	1.06924	1.01541	0.92612	0.86825	0.79862	0.93466	10.444	
12 1,2-Dichlorobenzene	1.52801	1.54166	1.51056	1.36344	1.21757	1.00000	1.36021	15.897	QUAD
13 2-Methylphenol	1.22098	1.41077	1.35543	1.32697	1.25423	1.11511	1.28058	8.289	
14 2,2'-oxybis(1-Chloropropane)	2.59615	2.65285	2.54962	2.38216	2.19323	1.83253	2.36776	13.135	
15 4-Methylphenol	1.21963	1.44559	1.37031	1.29597	1.17642	1.00106	1.25150	12.539	

Analytical Resources, Inc.

INITIAL CALIBRATION DATA

Start Cal Date : 18-JUL-2005 12:01
End Cal Date : 18-JUL-2005 17:57
Quant Method : ISTD
Origin : Disabled
Target Version : 3.50
Integrator : HP RTE
Method file : /chem1/nt6.i/20050718.b/SW846.m
Cal Date : 19-Jul-2005 08:39 jeff
Curve Type : Average

Compound	1.000 Level 1	5.000 Level 2	10.000 Level 3	25.000 Level 4	40.000 Level 5	80.000 Level 6	RRF	% RSD	
16 N-Nitroso-di-n-propylamine	+++++	1.25615	1.18681	1.06465	0.97409	0.97465	1.09127	11.623	
17 Hexachloroethane	0.55103	0.58764	0.59645	0.54175	0.48080	0.42569	0.53056	12.393	
19 Nitrobenzene	0.45421	0.49729	0.48757	0.46842	0.45169	0.41842	0.46293	6.111	
20 Isophorone	0.80431	0.86987	0.84173	0.80306	0.78111	0.78177	0.81364	4.336	
21 2-Nitrophenol	+++++	0.18128	0.18690	0.19434	0.19553	0.18446	0.18850	3.298	
22 2,4-Dimethylphenol	0.34812	0.41138	0.39915	0.38230	0.37119	0.34573	0.37631	7.074	
23 Bis(2-Chloroethoxy)methane	0.52912	0.55383	0.53201	0.49812	0.48100	0.45094	0.50750	7.480	
24 Benzoic acid	+++++	0.20619	0.22548	0.24269	0.27191	0.28920	0.24709	13.647	
25 2,4-Dichlorophenol	+++++	0.30348	0.30200	0.29063	0.27455	0.24628	0.28339	8.383	
26 1,2,4-Trichlorobenzene	0.32669	0.33905	0.33005	0.30263	0.28618	0.24596	0.30509	11.451	
28 Naphthalene	1.30936	1.28496	1.23488	1.10852	1.02277	0.89343	1.14232	14.342	
29 4-Chloroaniline	+++++	0.50706	0.50412	0.47026	0.43546	0.41013	0.46541	9.122	
30 Hexachlorobutadiene	0.15401	0.15970	0.15486	0.14281	0.13340	0.11586	0.14344	11.534	
31 4-Chloro-3-methylphenol	+++++	0.32455	0.31302	0.31411	0.30299	0.27982	0.30690	5.524	
32 2-Methylnaphthalene	0.65113	0.66525	0.62713	0.56063	0.51322	0.46317	0.58009	14.012	
33 Hexachlorocyclopentadiene	+++++	0.12146	0.16152	0.20155	0.22001	0.20684	0.18228	22.163	PP
34 2,4,6-Trichlorophenol	+++++	0.34825	0.35706	0.34930	0.33663	0.29911	0.33807	6.794	
35 2,4,5-Trichlorophenol	+++++	0.38271	0.37182	0.37818	0.36264	0.31636	0.36234	7.392	
37 2-Chloronaphthalene	1.31279	1.29770	1.22904	1.03324	0.94216	0.79237	1.10122	19.264	QUAD
38 2-Nitroaniline	+++++	0.42293	0.44085	0.43271	0.42490	0.42434	0.42915	1.765	
39 Dimethylphthalate	1.35630	1.40371	1.35766	1.26630	1.20532	1.08830	1.27960	9.225	
40 Acenaphthylene	2.04645	2.19493	2.09869	1.89831	1.75720	1.48790	1.91391	13.564	
41 2,6-Dinitrotoluene	+++++	0.28330	0.30065	0.29694	0.29253	0.27387	0.28946	3.751	
43 3-Nitroaniline	+++++	0.31067	0.31257	0.31982	0.31723	0.29922	0.31190	2.553	
44 Acenaphthene	1.37216	1.36704	1.30733	1.16757	1.09144	0.91579	1.20355	14.983	
45 2,4-Dinitrophenol	+++++	0.02949	0.05470	0.06828	0.08493	0.11741	0.07096	46.442	<- LIN
46 Dibenzofuran	1.83466	1.81992	1.74534	1.57338	1.44940	1.27100	1.61562	13.970	
47 4-Nitrophenol	+++++	0.10388	0.12180	0.14208	0.14449	0.16713	0.13588	17.691	PP
48 2,4-Dinitrotoluene	+++++	0.35964	0.37144	0.37230	0.36722	0.34723	0.36357	2.865	

Analytical Resources, Inc.

INITIAL CALIBRATION DATA

Start Cal Date : 18-JUL-2005 12:01
End Cal Date : 18-JUL-2005 17:57
Quant Method : ISTD
Origin : Disabled
Target Version : 3.50
Integrator : HP RTE
Method file : /chem1/nt6.i/20050718.b/SW846.m
Cal Date : 19-Jul-2005 08:39 jeff
Curve Type : Average

Compound	1.000 Level 1	5.000 Level 2	10.000 Level 3	25.000 Level 4	40.000 Level 5	80.000 Level 6	RRF	% RSD	
49 Fluorene	1.50257	1.51355	1.45045	1.27065	1.14375	0.90851	1.29825	18.480	QUAD
50 Diethylphthalate	1.32844	1.33695	1.29391	1.19404	1.09448	0.90513	1.19216	14.127	
51 4-Chlorophenyl-phenylether	0.64393	0.66425	0.64064	0.57934	0.53224	0.43514	0.58259	14.981	
52 4-Nitroaniline	+++++	0.31945	0.33004	0.32209	0.30878	0.32611	0.32130	2.512	
53 4,6-Dinitro-2-methylphenol	+++++	0.07416	0.09682	0.10490	0.12152	0.13386	0.10625	21.645	PP
54 N-Nitrosodiphenylamine	0.56749	0.58785	0.56053	0.51274	0.49164	0.41459	0.52247	12.235	
56 4-Bromophenyl-phenylether	0.23588	0.24791	0.24029	0.21596	0.20483	0.18163	0.22108	11.360	
57 Hexachlorobenzene	0.24822	0.25538	0.24013	0.21447	0.20336	0.18163	0.22387	12.859	
58 Pentachlorophenol	+++++	0.08462	0.10405	0.12468	0.12748	0.12867	0.11390	16.848	CCC
60 Phenanthrene	1.44312	1.38568	1.27022	1.05840	0.98069	0.87650	1.16910	19.714	QUAD
61 Anthracene	1.39829	1.41797	1.34963	1.18388	1.09762	0.97930	1.23778	14.457	
62 Carbazole	1.25138	1.27204	1.20718	1.08630	1.05968	0.95845	1.13917	10.869	
63 Di-n-butylphthalate	1.39461	1.53887	1.46868	1.32908	1.24327	1.12321	1.34962	11.237	
64 Fluoranthene	1.34955	1.37546	1.29580	1.15666	1.06660	0.97499	1.20317	13.534	
65 Pyrene	1.71983	1.80743	1.77284	1.70689	1.72757	1.66724	1.73363	2.865	
67 Butylbenzylphthalate	0.74499	0.85158	0.85584	0.85558	0.86638	0.84168	0.83601	5.418	
68 Benzo(a)anthracene	1.52284	1.59014	1.54345	1.47886	1.48377	1.43920	1.50971	3.552	
70 3,3'-Dichlorobenzidine	+++++	0.54635	0.54247	0.52342	0.51868	0.51532	0.52925	2.683	
71 Chrysene	1.61059	1.56214	1.50749	1.39977	1.38842	1.30449	1.46215	7.992	
72 bis(2-Ethylhexyl)phthalate	0.55789	0.62757	0.61086	0.59481	0.58147	0.53262	0.58420	5.962	
73 Di-n-octylphthalate	1.16683	1.14424	1.09843	1.01880	0.98233	0.88937	1.05000	10.100	
74 Benzo(b)fluoranthene	1.56342	1.57028	1.45672	1.30885	1.19681	1.25196	1.39134	11.588	
75 Benzo(k)fluoranthene	1.70706	1.62292	1.47153	1.24834	1.17995	0.85138	1.34686	23.586	QUAD
76 Benzo(a)pyrene	1.30971	1.37889	1.34623	1.20350	1.11933	0.98567	1.22389	12.362	
78 Indeno(1,2,3-cd)pyrene	0.57668	0.94132	1.14919	1.20194	1.24043	1.15973	1.04488	24.095	QUAD
79 Dibenzo(a,h)anthracene	0.36917	0.69251	0.87892	0.94928	0.96939	0.86670	0.78766	28.834	QUAD
80 Benzo(g,h,i)perylene	0.55980	0.83382	1.00451	1.06057	1.12087	1.01799	0.93293	22.125	QUAD
90 N-Nitrosodimethylamine	+++++	1.09704	1.07288	1.07654	1.06390	1.03262	1.06860	2.198	
91 Aniline	2.44350	2.62912	2.56919	2.36480	2.31552	2.19114	2.41888	6.739	

Analytical Resources, Inc.

INITIAL CALIBRATION DATA

Start Cal Date : 18-JUL-2005 12:01
End Cal Date : 18-JUL-2005 17:57
Quant Method : ISTD
Origin : Disabled
Target Version : 3.50
Integrator : HP RTE
Method file : /chem1/nt6.i/20050718.b/SW846.m
Cal Date : 19-Jul-2005 08:39 jeff
Curve Type : Average

	Compound	1.000 Level 1	5.000 Level 2	10.000 Level 3	25.000 Level 4	40.000 Level 5	80.000 Level 6	RRF	% RSD	
	92 1,2-Diphenylhydrazine	+++++	+++++	+++++	+++++	+++++	+++++	+++++	+++++	<-
	93 Benzidine	+++++	0.75813	0.73935	0.70043	0.67192	0.64050	0.70207	6.844	
	96 p-Cymene	+++++	+++++	+++++	+++++	+++++	+++++	+++++	+++++	<-
	97 Caffeine	+++++	+++++	+++++	+++++	+++++	+++++	+++++	+++++	<-
	98 Retene	+++++	0.53998	0.53808	0.54277	0.55128	0.53288	0.54100	1.255	
	99 Perylene	+++++	+++++	+++++	+++++	+++++	+++++	+++++	+++++	<-
	100 3-beta-Coprostanol	+++++	+++++	+++++	+++++	+++++	+++++	+++++	+++++	<-
	101 Cholesterol	+++++	+++++	+++++	+++++	+++++	+++++	+++++	+++++	<-
	102 beta-Sitosterol	+++++	+++++	+++++	+++++	+++++	+++++	+++++	+++++	<-
	103 Pyridine	+++++	2.04377	1.96805	1.93714	2.01448	1.95659	1.98401	2.212	
$	1 2-Fluorophenol	+++++	1.47831	1.38989	1.46378	1.41717	1.31353	1.41254	4.654	
$	145 d8-1,4-Dioxane	+++++	0.82235	0.82950	0.80065	0.78377	0.72259	0.79177	5.391	
$	2 Phenol-d5	+++++	1.79743	1.69764	1.66091	1.59494	1.45762	1.64171	7.694	
$	5 2-Chlorophenol-d4	+++++	1.49541	1.39443	1.32907	1.22182	1.06878	1.30190	12.592	
$	10 1,2-Dichlorobenzene-d4	+++++	1.00783	0.91472	0.84925	0.78211	0.68684	0.84815	14.478	
$	18 Nitrobenzene-d5	+++++	0.48920	0.46796	0.46087	0.45319	0.43228	0.46070	4.513	
$	36 2-Fluorobiphenyl	+++++	1.58087	1.46776	1.33580	1.25461	1.06883	1.34157	14.681	
$	55 2,4,6-Tribromophenol	+++++	0.13575	0.13825	0.14117	0.13485	0.12258	0.13452	5.286	
$	66 Terphenyl-d14	+++++	1.13210	1.07140	1.07577	1.06691	1.03100	1.07544	3.376	
$	85 p-Cresol-d4	+++++	+++++	+++++	+++++	+++++	+++++	+++++	+++++	<-
$	86 Anthracene-d10	+++++	+++++	+++++	+++++	+++++	+++++	+++++	+++++	<-
$	87 Fluoranthene-d10	+++++	+++++	+++++	+++++	+++++	+++++	+++++	+++++	<-
$	88 Dibenz(a,h)anthracene-d14	+++++	+++++	+++++	+++++	+++++	+++++	+++++	+++++	<-
$	89 Diphenyl-d10	+++++	+++++	+++++	+++++	+++++	+++++	+++++	+++++	<-
$	95 D10-1-methylnaphthalene	+++++	+++++	+++++	+++++	+++++	+++++	+++++	+++++	<-

000324

Analytical Resources, Inc.

INITIAL CALIBRATION DATA

Start Cal Date : 18-JUL-2005 12:01
End Cal Date : 18-JUL-2005 17:57
Quant Method : ISTD
Origin : Force
Target Version : 3.50
Integrator : HP RTE
Method file : /chem1/nt6.i/20050718.b/SW846.m
Cal Date : 19-Jul-2005 08:39 jeff

Calibration File Names:
Level 1: /chem1/nt6.i/20050718.b/0010718.d
Level 2: /chem1/nt6.i/20050718.b/0050718.d
Level 3: /chem1/nt6.i/20050718.b/0100718.d
Level 4: /chem1/nt6.i/20050718.b/0250718.d
Level 5: /chem1/nt6.i/20050718.b/0400718.d
Level 6: /chem1/nt6.i/20050718.b/0800718.d

Compound	1 Level 1	5 Level 2	10 Level 3	25 Level 4	40 Level 5	80 Level 6	Curve	Coefficients b	m1	m2	%RSD or R^2	
138 Chlorobenzilate	+++++	+++++	+++++	+++++	+++++	+++++	AVRG		0.000e+00		0.000e+00	<-
139 Isodrin	+++++	+++++	+++++	+++++	+++++	+++++	AVRG		0.000e+00		0.000e+00	<-
140 Diallate A	+++++	+++++	+++++	+++++	+++++	+++++	AVRG		0.000e+00		0.000e+00	<-
141 Diallate B	+++++	+++++	+++++	+++++	+++++	+++++	AVRG		0.000e+00		0.000e+00	<-
142 1,2-Dibromo-3-Chloropropane	+++++	+++++	+++++	+++++	+++++	+++++	AVRG		0.000e+00		0.000e+00	<-
135 2,3,5,6-Tetrachlorophenol	+++++	+++++	+++++	+++++	+++++	+++++	AVRG		0.000e+00		0.000e+00	<-
136 2,3,4,5-tetrachlorophenol	+++++	+++++	+++++	+++++	+++++	+++++	AVRG		0.000e+00		0.000e+00	<-
137 NewCpnd_131	+++++	+++++	+++++	+++++	+++++	+++++	AVRG		0.000e+00		0.000e+00	<-
133 Butylatedhydroxytoluene	9950	50661	94647	202324	299569	546448	QUAD	0.000e+00	0.88530	0.22436	0.99996	
132 3,6-Dimethylphenanthrene	+++++	+++++	+++++	+++++	+++++	+++++	AVRG		0.000e+00		0.000e+00	<-
131 1-Methylphenanthrene	+++++	+++++	+++++	+++++	+++++	+++++	AVRG		0.000e+00		0.000e+00	<-
146 Benzo(j)fluoranthene	+++++	+++++	+++++	+++++	+++++	+++++	AVRG		0.000e+00		0.000e+00	<-
130 Dibenzothiophene	+++++	+++++	+++++	+++++	+++++	+++++	AVRG		0.000e+00		0.000e+00	<-
129 1-Methylfluorene	+++++	+++++	+++++	+++++	+++++	+++++	AVRG		0.000e+00		0.000e+00	<-

000325

Analytical Resources, Inc.

INITIAL CALIBRATION DATA

Start Cal Date : 18-JUL-2005 12:01
End Cal Date : 18-JUL-2005 17:57
Quant Method : ISTD
Origin : Force
Target Version : 3.50
Integrator : HP RTE
Method file : /chem1/nt6.i/20050718.b/SW846.m
Cal Date : 19-Jul-2005 08:39 jeff

Compound	1 Level 1	5 Level 2	10 Level 3	25 Level 4	40 Level 5	80 Level 6	Curve	Coefficients b	m1	m2	%RSD or R^2	
128 N-Hexadecane	+++++	+++++	+++++	+++++	+++++	+++++	AVRG		0.000e+00		0.000e+00	<-
127 2-Isopropylnaphthalene	+++++	+++++	+++++	+++++	+++++	+++++	AVRG		0.000e+00		0.000e+00	<-
126 N-Tetradecane	+++++	+++++	+++++	+++++	+++++	+++++	AVRG		0.000e+00		0.000e+00	<-
144 alpha-Terpineol	0.21350	0.24294	0.23590	0.23260	0.22690	0.21050	AVRG		0.22706		5.63730	
125 Safrole	+++++	+++++	+++++	+++++	+++++	+++++	AVRG		0.000e+00		0.000e+00	<-
124 3,4-Dimethylphenol	+++++	+++++	+++++	+++++	+++++	+++++	AVRG		0.000e+00		0.000e+00	<-
123 Acetophenone	+++++	+++++	+++++	+++++	+++++	+++++	AVRG		0.000e+00		0.000e+00	<-
122 Furfuraldehyde	+++++	+++++	+++++	+++++	+++++	+++++	AVRG		0.000e+00		0.000e+00	<-
143 1,4-Dioxane	0.48704	0.52041	0.51666	0.50826	0.50714	0.47096	AVRG		0.50175		3.78812	
121 Quinoline	+++++	+++++	+++++	+++++	+++++	+++++	AVRG		0.000e+00		0.000e+00	<-
120 2,3,4,6-Tetrachlorophenol	+++++	+++++	+++++	+++++	+++++	+++++	AVRG		0.000e+00		0.000e+00	<-
119 7,12-Dimethylbenz(a)anthracen	+++++	+++++	+++++	+++++	+++++	+++++	AVRG		0.000e+00		0.000e+00	<-
118 Triphenyl Phosphate	0.24344	0.27739	0.27593	0.27847	0.28068	0.27437	AVRG		0.27171		5.15843	
117 Butyl Diphenyl Phosphate	0.24993	0.32721	0.34138	0.34516	0.35559	0.34776	AVRG		0.32784		11.98658	
116 Dibutyl Phenyl Phosphate	0.54511	0.69124	0.67982	0.62412	0.58817	0.54325	AVRG		0.61195		10.53843	
115 Tributyl Phosphate	1.00208	1.18439	1.16245	1.08228	1.05530	0.93306	AVRG		1.06993		8.90241	
114 Beta-Pinene	+++++	+++++	+++++	+++++	+++++	+++++	AVRG		0.000e+00		0.000e+00	<-
113 Diphenyl Oxide	+++++	+++++	+++++	+++++	+++++	+++++	AVRG		0.000e+00		0.000e+00	<-
112 Biphenyl	+++++	+++++	+++++	+++++	+++++	+++++	AVRG		0.000e+00		0.000e+00	<-
111 Azobenzene (1,2-DP-Hydrazine)	1.65093	1.65166	1.60800	1.58332	1.52167	1.37635	AVRG		1.56532		6.67237	
110 Tetrachloroguaiacol	+++++	+++++	+++++	+++++	+++++	+++++	AVRG		0.000e+00		0.000e+00	<-
109 3,4,5-Trichloroguaiacol	+++++	+++++	+++++	+++++	+++++	+++++	AVRG		0.000e+00		0.000e+00	<-

000326

Analytical Resources, Inc.

INITIAL CALIBRATION DATA

Start Cal Date : 18-JUL-2005 12:01
End Cal Date : 18-JUL-2005 17:57
Quant Method : ISTD
Origin : Force
Target Version : 3.50
Integrator : HP RTE
Method file : /chem1/nt6.i/20050718.b/SW846.m
Cal Date : 19-Jul-2005 08:39 jeff

Compound	1 Level 1	5 Level 2	10 Level 3	25 Level 4	40 Level 5	80 Level 6	Curve	Coefficients b	m1	m2	%RSD or R^2	
108 4,5,6-Trichloroguaiacol	+++++	+++++	+++++	+++++	+++++	+++++	AVRG		0.000e+00		0.000e+00	<-
107 4,5-Dichloro-2-Methoxyphenol	+++++	+++++	+++++	+++++	+++++	+++++	AVRG		0.000e+00		0.000e+00	<-
106 Guaiacol	+++++	+++++	+++++	+++++	+++++	+++++	AVRG		0.000e+00		0.000e+00	<-
105 1-methylnaphthalene	0.65173	0.67041	0.63461	0.57053	0.53024	0.47174	AVRG		0.58821		13.20903	
3 Phenol	1.77278	1.92137	1.94072	1.87837	1.84335	1.79289	AVRG		1.85825		3.64895	
4 Bis(2-Chloroethyl)ether	1.64095	1.70411	1.67852	1.55797	1.46386	1.27943	AVRG		1.55414		10.34028	
6 2-Chlorophenol	1.35898	1.50673	1.46695	1.47100	1.39436	1.22930	AVRG		1.40455		7.23565	
7 1,3-Dichlorobenzene	1.56232	1.60703	1.60770	1.52121	1.43623	1.27762	AVRG		1.50202		8.46781	
9 1,4-Dichlorobenzene	1.62072	1.65080	1.62338	1.52848	1.43453	1.26484	AVRG		1.52046		9.77379	
11 Benzyl alcohol	0.93034	1.06924	1.01541	0.92612	0.86825	0.79862	AVRG		0.93466		10.44376	
12 1,2-Dichlorobenzene	7928	39764	79194	169128	251363	421497	QUAD	0.000e+00	0.55115	0.11196	0.99993	
13 2-Methylphenol	1.22098	1.41077	1.35543	1.32697	1.25423	1.11511	AVRG		1.28058		8.28858	
14 2,2'-oxybis(1-Chloropropane)	2.59615	2.65285	2.54962	2.38216	2.19323	1.83253	AVRG		2.36776		13.13539	
15 4-Methylphenol	1.21963	1.44559	1.37031	1.29597	1.17642	1.00106	AVRG		1.25150		12.53943	
16 N-Nitroso-di-n-propylamine	+++++	1.25615	1.18681	1.06465	0.97409	0.97465	AVRG		1.09127		11.62316	
17 Hexachloroethane	0.55103	0.58764	0.59645	0.54175	0.48080	0.42569	AVRG		0.53056		12.39316	
19 Nitrobenzene	0.45421	0.49729	0.48757	0.46842	0.45169	0.41842	AVRG		0.46293		6.11053	
20 Isophorone	0.80431	0.86987	0.84173	0.80306	0.78111	0.78177	AVRG		0.81364		4.33600	
21 2-Nitrophenol	+++++	0.18128	0.18690	0.19434	0.19553	0.18446	AVRG		0.18850		3.29827	
22 2,4-Dimethylphenol	0.34812	0.41138	0.39915	0.38230	0.37119	0.34573	AVRG		0.37631		7.07396	
23 Bis(2-Chloroethoxy)methane	0.52912	0.55383	0.53201	0.49812	0.48100	0.45094	AVRG		0.50750		7.47965	
24 Benzoic acid	+++++	0.20619	0.22548	0.24269	0.27191	0.28920	AVRG		0.24709		13.64733	

000327

Analytical Resources, Inc.

INITIAL CALIBRATION DATA

Start Cal Date : 18-JUL-2005 12:01
End Cal Date : 18-JUL-2005 17:57
Quant Method : ISTD
Origin : Force
Target Version : 3.50
Integrator : HP RTE
Method file : /chem1/nt6.i/20050718.b/SW846.m
Cal Date : 19-Jul-2005 08:39 jeff

Compound	1 Level 1	5 Level 2	10 Level 3	25 Level 4	40 Level 5	80 Level 6	Curve	Coefficients b	Coefficients m1	Coefficients m2	%RSD or R^2	
25 2,4-Dichlorophenol	+++++	0.30348	0.30200	0.29063	0.27455	0.24628	AVRG		0.28339		8.38328	
26 1,2,4-Trichlorobenzene	0.32669	0.33905	0.33005	0.30263	0.28618	0.24596	AVRG		0.30509		11.45089	
28 Naphthalene	1.30936	1.28496	1.23488	1.10852	1.02277	0.89343	AVRG		1.14232		14.34166	
29 4-Chloroaniline	+++++	0.50706	0.50412	0.47026	0.43546	0.41013	AVRG		0.46541		9.12231	
30 Hexachlorobutadiene	0.15401	0.15970	0.15486	0.14281	0.13340	0.11586	AVRG		0.14344		11.53412	
31 4-Chloro-3-methylphenol	+++++	0.32455	0.31302	0.31411	0.30299	0.27982	AVRG		0.30690		5.52403	
32 2-Methylnaphthalene	0.65113	0.66525	0.62713	0.56063	0.51322	0.46317	AVRG		0.58009		14.01186	
33 Hexachlorocyclopentadiene	+++++	0.12146	0.16152	0.20155	0.22001	0.20684	AVRG		0.18228		22.16273	
34 2,4,6-Trichlorophenol	+++++	0.34825	0.35706	0.34930	0.33663	0.29911	AVRG		0.33807		6.79391	
35 2,4,5-Trichlorophenol	+++++	0.38271	0.37182	0.37818	0.36264	0.31636	AVRG		0.36234		7.39166	
37 2-Chloronaphthalene	12583	61198	113660	235911	353562	644001	QUAD	0.000e+00	0.75237	0.16120	0.99993	
38 2-Nitroaniline	+++++	0.42293	0.44085	0.43271	0.42490	0.42434	AVRG		0.42915		1.76463	
39 Dimethylphthalate	1.35630	1.40371	1.35766	1.26630	1.20532	1.08830	AVRG		1.27960		9.22485	
40 Acenaphthylene	2.04645	2.19493	2.09869	1.89831	1.75720	1.48790	AVRG		1.91391		13.56392	
41 2,6-Dinitrotoluene	+++++	0.28330	0.30065	0.29694	0.29253	0.27387	AVRG		0.28946		3.75061	
43 3-Nitroaniline	+++++	0.31067	0.31257	0.31982	0.31723	0.29922	AVRG		0.31190		2.55346	
44 Acenaphthene	1.37216	1.36704	1.30733	1.16757	1.09144	0.91579	AVRG		1.20355		14.98342	
45 2,4-Dinitrophenol	+++++	2781	10117	15591	31871	95425	LINR	0.56560	0.13413		0.99113	<-
46 Dibenzofuran	1.83466	1.81992	1.74534	1.57338	1.44940	1.27100	AVRG		1.61562		13.97028	
47 4-Nitrophenol	+++++	0.10388	0.12180	0.14208	0.14449	0.16713	AVRG		0.13588		17.69073	
48 2,4-Dinitrotoluene	+++++	0.35964	0.37144	0.37230	0.36722	0.34723	AVRG		0.36357		2.86452	
49 Fluorene	14402	71377	134135	290119	429210	738393	QUAD	0.000e+00	0.53870	0.15374	0.99978	

Analytical Resources, Inc.

INITIAL CALIBRATION DATA

Start Cal Date : 18-JUL-2005 12:01
End Cal Date : 18-JUL-2005 17:57
Quant Method : ISTD
Origin : Force
Target Version : 3.50
Integrator : HP RTE
Method file : /chem1/nt6.i/20050718.b/SW846.m
Cal Date : 19-Jul-2005 08:39 jeff

Compound	1 Level 1	5 Level 2	10 Level 3	25 Level 4	40 Level 5	80 Level 6	Curve	Coefficients b	m1	m2	%RSD or R^2
50 Diethylphthalate	1.32844	1.33695	1.29391	1.19404	1.09448	0.90513	AVRG		1.19216		14.12696
51 4-Chlorophenyl-phenylether	0.64393	0.66425	0.64064	0.57934	0.53224	0.43514	AVRG		0.58259		14.98082
52 4-Nitroaniline	+++++	0.31945	0.33004	0.32209	0.30878	0.32611	AVRG		0.32130		2.51188
53 4,6-Dinitro-2-methylphenol	+++++	0.07416	0.09682	0.10490	0.12152	0.13386	AVRG		0.10625		21.64520
54 N-Nitrosodiphenylamine	0.56749	0.58785	0.56053	0.51274	0.49164	0.41459	AVRG		0.52247		12.23494
56 4-Bromophenyl-phenylether	0.23588	0.24791	0.24029	0.21596	0.20483	0.18163	AVRG		0.22108		11.36010
57 Hexachlorobenzene	0.24822	0.25538	0.24013	0.21447	0.20336	0.18163	AVRG		0.22387		12.85899
58 Pentachlorophenol	+++++	0.08462	0.10405	0.12468	0.12748	0.12867	AVRG		0.11390		16.84775
60 Phenanthrene	18831	89505	161997	344025	511064	969368	QUAD	0.000e+00	0.81368	0.09430	0.99953
61 Anthracene	1.39829	1.41797	1.34963	1.18388	1.09762	0.97930	AVRG		1.23778		14.45689
62 Carbazole	1.25138	1.27204	1.20718	1.08630	1.05968	0.95845	AVRG		1.13917		10.86859
63 Di-n-butylphthalate	1.39461	1.53887	1.46868	1.32908	1.24327	1.12321	AVRG		1.34962		11.23739
64 Fluoranthene	1.34955	1.37546	1.29580	1.15666	1.06660	0.97499	AVRG		1.20317		13.53363
65 Pyrene	1.71983	1.80743	1.77284	1.70689	1.72757	1.66724	AVRG		1.73363		2.86488
67 Butylbenzylphthalate	0.74499	0.85158	0.85584	0.85558	0.86638	0.84168	AVRG		0.83601		5.41794
68 Benzo(a)anthracene	1.52284	1.59014	1.54345	1.47886	1.48377	1.43920	AVRG		1.50971		3.55171
70 3,3'-Dichlorobenzidine	+++++	0.54635	0.54247	0.52342	0.51868	0.51532	AVRG		0.52925		2.68346
71 Chrysene	1.61059	1.56214	1.50749	1.39977	1.38842	1.30449	AVRG		1.46215		7.99182
72 bis(2-Ethylhexyl)phthalate	0.55789	0.62757	0.61086	0.59481	0.58147	0.53262	AVRG		0.58420		5.96160
73 Di-n-octylphthalate	1.16683	1.14424	1.09843	1.01880	0.98233	0.88937	AVRG		1.05000		10.09968
74 Benzo(b)fluoranthene	1.56342	1.57028	1.45672	1.30885	1.19681	1.25196	AVRG		1.39134		11.58822
75 Benzo(k)fluoranthene	19324	96652	175740	364916	557883	906266	QUAD	0.000e+00	0.40724	0.21955	0.99547

000329

Analytical Resources, Inc.

INITIAL CALIBRATION DATA

Start Cal Date : 18-JUL-2005 12:01
End Cal Date : 18-JUL-2005 17:57
Quant Method : ISTD
Origin : Force
Target Version : 3.50
Integrator : HP RTE
Method file : /chem1/nt6.i/20050718.b/SW846.m
Cal Date : 19-Jul-2005 08:39 jeff

	Compound	1 Level 1	5 Level 2	10 Level 3	25 Level 4	40 Level 5	80 Level 6	Curve	Coefficients b	m1	m2	%RSD or R^2	
76	Benzo(a)pyrene	1.30971	1.37889	1.34623	1.20350	1.11933	0.98567	AVRG		1.22389		12.36216	
78	Indeno(1,2,3-cd)pyrene	6528	56060	137244	351353	586480	1234504	QUAD	0.000e+00	0.79180	0.01464	0.99947	
79	Dibenzo(a,h)anthracene	4179	41242	104966	277494	458328	922582	QUAD	0.000e+00	0.96699	0.05240	0.99904	
80	Benzo(g,h,i)perylene	6337	49658	119965	310027	529949	1083627	QUAD	0.000e+00	0.86993	0.02646	0.99889	
90	N-Nitrosodimethylamine	+++++	1.09704	1.07288	1.07654	1.06390	1.03262	AVRG		1.06860		2.19812	
91	Aniline	2.44350	2.62912	2.56919	2.36480	2.31552	2.19114	AVRG		2.41888		6.73947	
92	1,2-Diphenylhydrazine	+++++	+++++	+++++	+++++	+++++	+++++	AVRG		0.000e+00		0.000e+00	<-
93	Benzidine	+++++	0.75813	0.73935	0.70043	0.67192	0.64050	AVRG		0.70207		6.84435	
96	p-Cymene	+++++	+++++	+++++	+++++	+++++	+++++	AVRG		0.000e+00		0.000e+00	<-
97	Caffeine	+++++	+++++	+++++	+++++	+++++	+++++	AVRG		0.000e+00		0.000e+00	<-
98	Retene	+++++	0.53998	0.53808	0.54277	0.55128	0.53288	AVRG		0.54100		1.25507	
99	Perylene	+++++	+++++	+++++	+++++	+++++	+++++	AVRG		0.000e+00		0.000e+00	<-
100	3-beta-Coprostanol	+++++	+++++	+++++	+++++	+++++	+++++	AVRG		0.000e+00		0.000e+00	<-
101	Cholesterol	+++++	+++++	+++++	+++++	+++++	+++++	AVRG		0.000e+00		0.000e+00	<-
102	beta-Sitosterol	+++++	+++++	+++++	+++++	+++++	+++++	AVRG		0.000e+00		0.000e+00	<-
103	Pyridine	+++++	2.04377	1.96805	1.93714	2.01448	1.95659	AVRG		1.98401		2.21185	
$ 1	2-Fluorophenol	+++++	1.47831	1.38989	1.46378	1.41717	1.31353	AVRG		1.41254		4.65416	
$ 145	d8-1,4-Dioxane	+++++	0.82235	0.82950	0.80065	0.78377	0.72259	AVRG		0.79177		5.39097	
$ 2	Phenol-d5	+++++	1.79743	1.69764	1.66091	1.59494	1.45762	AVRG		1.64171		7.69400	
$ 5	2-Chlorophenol-d4	+++++	1.49541	1.39443	1.32907	1.22182	1.06878	AVRG		1.30190		12.59223	
$ 10	1,2-Dichlorobenzene-d4	+++++	1.00783	0.91472	0.84925	0.78211	0.68684	AVRG		0.84815		14.47791	

000330

Analytical Resources, Inc.

INITIAL CALIBRATION DATA

Start Cal Date : 18-JUL-2005 12:01
End Cal Date : 18-JUL-2005 17:57
Quant Method : ISTD
Origin : Force
Target Version : 3.50
Integrator : HP RTE
Method file : /chem1/nt6.i/20050718.b/SW846.m
Cal Date : 19-Jul-2005 08:39 jeff

Compound	1 Level 1	5 Level 2	10 Level 3	25 Level 4	40 Level 5	80 Level 6	Curve	Coefficients b	m1	m2	%RSD or R^2	
$ 18 Nitrobenzene-d5	+++++	0.48920	0.46796	0.46087	0.45319	0.43228	AVRG		0.46070		4.51296	
$ 36 2-Fluorobiphenyl	+++++	1.58087	1.46776	1.33580	1.25461	1.06883	AVRG		1.34157		14.68117	
$ 55 2,4,6-Tribromophenol	+++++	0.13575	0.13825	0.14117	0.13485	0.12258	AVRG		0.13452		5.28647	
$ 66 Terphenyl-d14	+++++	1.13210	1.07140	1.07577	1.06691	1.03100	AVRG		1.07544		3.37639	
$ 85 p-Cresol-d4	+++++	+++++	+++++	+++++	+++++	+++++	AVRG		0.000e+00		0.000e+00	<-
$ 86 Anthracene-d10	+++++	+++++	+++++	+++++	+++++	+++++	AVRG		0.000e+00		0.000e+00	<-
$ 87 Fluoranthene-d10	+++++	+++++	+++++	+++++	+++++	+++++	AVRG		0.000e+00		0.000e+00	<-
$ 88 Dibenz(a,h)anthracene-d14	+++++	+++++	+++++	+++++	+++++	+++++	AVRG		0.000e+00		0.000e+00	<-
$ 89 Diphenyl-d10	+++++	+++++	+++++	+++++	+++++	+++++	AVRG		0.000e+00		0.000e+00	<-
$ 95 D10-1-methylnaphthalene	+++++	+++++	+++++	+++++	+++++	+++++	AVRG		0.000e+00		0.000e+00	<-

000331

Analytical Resources, Inc.

INITIAL CALIBRATION DATA

Start Cal Date : 18-JUL-2005 12:01
End Cal Date : 18-JUL-2005 17:57
Quant Method : ISTD
Origin : Force
Target Version : 3.50
Integrator : HP RTE
Method file : /chem1/nt6.i/20050718.b/SW846.m
Cal Date : 19-Jul-2005 08:39 jeff

Curve	Formula	Units
Averaged	Amt = Rsp/m1	Response
Linear	Amt = b + Rsp/m1	Response
Quad	Amt = b + m1*Rsp + m2*Rsp^2	Response

Analytical Resources, Inc.

Semivolatile Report SW846 Method 8270C

Data file : /chem1/nt6.i/20050718.b/0010718.d
Lab Smp Id: ABN 1
Inj Date : 18-JUL-2005 16:15
Operator : LJR/VS Inst ID: nt6.i
Smp Info : ABN 1
Misc Info :
Comment : 1ul Injection
Method : /chem1/nt6.i/20050718.b/SW846.m
Meth Date : 19-Jul-2005 10:03 jeff Quant Type: ISTD
Cal Date : 18-JUL-2005 16:15 Cal File: 0010718.d
Als bottle: 3 Calibration Sample, Level: 1
Dil Factor: 1.00000
Integrator: HP RTE Compound Sublist: ICAL.sub
Target Version: 3.50

	Compounds	QUANT SIG MASS	RT	EXP RT	REL RT	RESPONSE	AMOUNTS CAL-AMT (ug/mL)	AMOUNTS ON-COL (ug/mL)
$	1 2-Fluorophenol	112	5.929	5.937	(0.757)	7015	1.00000	0.9572
$	2 Phenol-d5	99	7.441	7.476	(0.950)	8131	1.00000	0.9546
	3 Phenol	94	7.457	7.497	(0.952)	9198	1.00000	0.9540
$	5 2-Chlorophenol-d4	132	7.548	7.572	(0.963)	6881	1.00000	1.019
	4 Bis(2-Chloroethyl)ether	93	7.532	7.561	(0.961)	8514	1.00000	1.056
	6 2-Chlorophenol	128	7.569	7.593	(0.966)	7051	1.00000	0.9676
	7 1,3-Dichlorobenzene	146	7.772	7.791	(0.992)	8106	1.00000	1.040
*	8 1,4-Dichlorobenzene-d4	152	7.836	7.850	(1.000)	103769	20.0000	
	9 1,4-Dichlorobenzene	146	7.863	7.876	(1.003)	8409	1.00000	1.066
$	10 1,2-Dichlorobenzene-d4	152	8.130	8.149	(1.037)	5221	1.00000	1.186
	12 1,2-Dichlorobenzene	146	8.152	8.170	(1.040)	7928	1.00000	1.123
	11 Benzyl alcohol	108	8.136	8.181	(1.038)	4827	1.00000	0.9954
	14 2,2'-oxybis(1-Chloropropane)	45	8.387	8.405	(1.070)	13470	1.00000	1.096
	13 2-Methylphenol	108	8.376	8.400	(1.069)	6335	1.00000	0.9535
	17 Hexachloroethane	117	8.627	8.635	(1.101)	2859	1.00000	1.039
	16 N-Nitroso-di-n-propylamine	70	8.606	8.662	(1.098)	6183	1.00000	1.092
	15 4-Methylphenol	108	8.611	8.651	(1.099)	6328	1.00000	0.9745
$	18 Nitrobenzene-d5	82	8.777	8.806	(0.890)	7990	1.00000	0.9553
	19 Nitrobenzene	77	8.803	8.838	(0.893)	8246	1.00000	0.9812
	20 Isophorone	82	9.177	9.222	(0.931)	14602	1.00000	0.9885
	21 2-Nitrophenol	139	9.316	9.335	(0.945)	2462	1.00000	0.7194
	22 2,4-Dimethylphenol	107	9.434	9.468	(0.957)	6320	1.00000	0.9251
	23 Bis(2-Chloroethoxy)methane	93	9.573	9.602	(0.971)	9606	1.00000	1.043
	24 Benzoic acid	105	9.615	9.842	(0.975)	1884	5.00000	0.6238 (M)
	25 2,4-Dichlorophenol	162	9.711	9.725	(0.985)	4118	1.00000	0.8005 (M)
	26 1,2,4-Trichlorobenzene	180	9.808	9.826	(0.995)	5931	1.00000	1.071
*	27 Naphthalene-d8	136	9.861	9.880	(1.000)	363093	20.0000	

	Compounds	QUANT SIG MASS	RT	EXP RT	REL RT	RESPONSE	AMOUNTS CAL-AMT (ug/mL)	AMOUNTS ON-COL (ug/mL)
	28 Naphthalene	128	9.893	9.917	(1.003)	23771	1.00000	1.146
	29 4-Chloroaniline	127	10.059	10.083	(1.020)	7838	1.00000	0.9277
	30 Hexachlorobutadiene	225	10.208	10.216	(1.035)	2796	1.00000	1.074
	31 4-Chloro-3-methylphenol	107	10.892	10.895	(1.105)	4655	1.00000	0.8355
	32 2-Methylnaphthalene	141	10.999	11.023	(1.115)	11821	1.00000	1.122
	33 Hexachlorocyclopentadiene	237	11.378	11.386	(0.896)	197	1.00000	0.1128
	34 2,4,6-Trichlorophenol	196	11.533	11.546	(0.908)	2392	1.00000	0.7382
	35 2,4,5-Trichlorophenol	196	11.619	11.605	(0.915)	2633	1.00000	0.7582 (M)
$	36 2-Fluorobiphenyl	172	11.645	11.669	(0.917)	14918	1.00000	1.160
	37 2-Chloronaphthalene	162	11.774	11.803	(0.927)	12583	1.00000	1.192
	38 2-Nitroaniline	65	12.041	12.065	(0.948)	3029	1.00000	0.7364
	39 Dimethylphthalate	163	12.393	12.428	(0.976)	13000	1.00000	1.060
	40 Acenaphthylene	152	12.447	12.470	(0.980)	19615	1.00000	1.069
	41 2,6-Dinitrotoluene	165	12.500	12.535	(0.984)	1888	1.00000	0.6805
*	42 Acenaphthene-d10	164	12.698	12.711	(1.000)	191698	20.0000	
	43 3-Nitroaniline	138	12.724	12.748	(1.002)	2272	1.00000	0.7600
	44 Acenaphthene	153	12.746	12.775	(1.004)	13152	1.00000	1.140
	45 2,4-Dinitrophenol	184	Compound Not Detected.					
	46 Dibenzofuran	168	13.002	13.031	(1.024)	17585	1.00000	1.136
	47 4-Nitrophenol	109	Compound Not Detected.					
	48 2,4-Dinitrotoluene	165	13.120	13.154	(1.033)	1781	1.00000	0.5111
	50 Diethylphthalate	149	13.531	13.566	(1.066)	12733	1.00000	1.114
	49 Fluorene	166	13.558	13.582	(1.068)	14402	1.00000	1.157
	51 4-Chlorophenyl-phenylether	204	13.585	13.608	(1.070)	6172	1.00000	1.105
	52 4-Nitroaniline	138	13.734	13.774	(1.082)	2165	1.00000	0.7030
	53 4,6-Dinitro-2-methylphenol	198	Compound Not Detected.					
	54 N-Nitrosodiphenylamine	169	13.798	13.838	(0.917)	7405	1.00000	1.086
$	55 2,4,6-Tribromophenol	330	14.001	14.014	(1.103)	592	1.00000	0.4597 (M)
	56 4-Bromophenyl-phenylether	248	14.359	14.383	(0.954)	3078	1.00000	1.067
	57 Hexachlorobenzene	284	14.573	14.602	(0.968)	3239	1.00000	1.109
	58 Pentachlorophenol	266	Compound Not Detected.					
*	59 Phenanthrene-d10	188	15.054	15.067	(1.000)	260976	20.0000	
	60 Phenanthrene	178	15.086	15.120	(1.002)	18831	1.00000	1.234
	61 Anthracene	178	15.155	15.190	(1.007)	18246	1.00000	1.130
	62 Carbazole	167	15.465	15.494	(1.027)	16329	1.00000	1.099
	63 Di-n-butylphthalate	149	16.159	16.178	(1.073)	18198	1.00000	1.033
	64 Fluoranthene	202	17.009	17.043	(1.130)	17610	1.00000	1.122
	65 Pyrene	202	17.367	17.396	(0.898)	19364	1.00000	0.9920
$	66 Terphenyl-d14	244	17.682	17.706	(0.914)	11926	1.00000	0.9849
	67 Butylbenzylphthalate	149	18.558	18.582	(0.960)	8388	1.00000	0.8911
	68 Benzo(a)anthracene	228	19.306	19.340	(0.998)	17146	1.00000	1.009
*	69 Chrysene-d12	240	19.338	19.362	(1.000)	225185	20.0000	
	70 3,3'-Dichlorobenzidine	252	19.349	19.373	(1.001)	5184	1.00000	0.8700
	71 Chrysene	228	19.370	19.415	(1.002)	18134	1.00000	1.102
	72 bis(2-Ethylhexyl)phthalate	149	19.530	19.543	(0.955)	12424	1.00000	0.9550
*	134 Di-n-octylphthalate-d4	153	20.449	20.473	(1.000)	445394	20.0000	
	73 Di-n-octylphthalate	149	20.460	20.489	(1.001)	25985	1.00000	1.111

	Compounds	QUANT SIG MASS	RT	EXP RT	REL RT	RESPONSE	AMOUNTS CAL-AMT (ug/mL)	AMOUNTS ON-COL (ug/mL)
74	Benzo(b)fluoranthene	252	20.946	21.002	(0.975)	17698	1.00000	1.124
75	Benzo(k)fluoranthene	252	20.978	21.034	(0.976)	19324	1.00000	1.208
76	Benzo(a)pyrene	252	21.395	21.456	(0.996)	14826	1.00000	1.070
* 77	Perylene-d12	264	21.486	21.509	(1.000)	226401	20.0000	
78	Indeno(1,2,3-cd)pyrene	276	22.965	23.000	(1.069)	6528	1.00000	0.5519
79	Dibenzo(a,h)anthracene	278	22.992	23.043	(1.070)	4179	1.00000	0.4687
80	Benzo(g,h,i)perylene	276	23.361	23.422	(1.087)	6337	1.00000	0.6000
90	N-Nitrosodimethylamine	74	3.750	3.774	(0.478)	5297	1.00000	0.9554
103	Pyridine	79	3.921	3.704	(0.500)	4443	1.00000	0.4929 (M)
91	Aniline	93	7.414	7.438	(0.946)	12678	1.00000	1.010
105	1-methylnaphthalene	141	11.175	11.194	(1.133)	11832	1.00000	1.108
93	Benzidine	184	17.297	17.316	(0.894)	6881	1.00000	0.8705
98	Retene	219	17.912	17.936	(0.926)	5394	1.00000	0.8855
111	Azobenzene (1,2-DP-Hydrazine)	77	13.830	13.859	(1.089)	15824	1.00000	1.055
144	alpha-Terpineol	59	9.920	9.949	(1.006)	3876	1.00000	0.9403
143	1,4-Dioxane	58	3.178	3.186	(0.406)	2527	1.00000	0.9707
$ 145	d8-1,4-Dioxane	96	3.135	3.138	(0.400)	4171	1.00000	1.015
133	Butylatedhydroxytoluene	205	12.863	12.887	(1.013)	9950	1.00000	1.134
115	Tributyl Phosphate	99	13.884	13.961	(0.922)	13076	1.00000	1.085
116	Dibutyl Phenyl Phosphate	175	15.604	15.633	(1.037)	7113	1.00000	0.8908
117	Butyl Diphenyl Phosphate	94	17.281	17.300	(0.894)	2814	1.00000	0.7624
118	Triphenyl Phosphate	326	18.873	18.897	(0.976)	2741	1.00000	0.8960

QC Flag Legend

M - Compound response manually integrated.

Analytical Resources, Inc.

INTERNAL STANDARD COMPOUNDS
AREA AND RT SUMMARY

Instrument ID: nt6.i
Lab File ID: 0010718.d
Lab Smp Id: ABN 1
Analysis Type: SV
Quant Type: ISTD
Operator: LJR/VS
Method File: /chem1/nt6.i/20050718.b/SW846.m
Misc Info:

Calibration Date: 18-JUL-2005
Calibration Time: 15:03
Level:
Sample Type:

COMPOUND	STANDARD	AREA LIMIT LOWER	AREA LIMIT UPPER	SAMPLE	%DIFF
8 1,4-Dichlorobenze	99236	49618	198472	103769	4.57
27 Naphthalene-d8	351454	175727	702908	363093	3.31
42 Acenaphthene-d10	182658	91329	365316	191698	4.95
59 Phenanthrene-d10	260034	130017	520068	260976	0.36
69 Chrysene-d12	179938	89969	359876	225185	25.15
134 Di-n-octylphthala	368961	184480	737922	445394	20.72
77 Perylene-d12	233857	116928	467714	226401	-3.19

COMPOUND	STANDARD	RT LIMIT LOWER	RT LIMIT UPPER	SAMPLE	%DIFF
8 1,4-Dichlorobenze	7.84	7.34	8.34	7.84	-0.06
27 Naphthalene-d8	9.87	9.37	10.37	9.86	-0.10
42 Acenaphthene-d10	12.70	12.20	13.20	12.70	-0.04
59 Phenanthrene-d10	15.06	14.56	15.56	15.05	-0.03
69 Chrysene-d12	19.34	18.84	19.84	19.34	-0.02
134 Di-n-octylphthala	20.46	19.96	20.96	20.45	-0.05
77 Perylene-d12	21.49	20.99	21.99	21.49	-0.02

AREA UPPER LIMIT = +100% of internal standard area.
AREA LOWER LIMIT = - 50% of internal standard area.
RT UPPER LIMIT = + 0.50 minutes of internal standard RT.
RT LOWER LIMIT = - 0.50 minutes of internal standard RT.

Data File: /chem1/nt6.i/20050718.b/0010718.d
Date : 18-JUL-2005 16:15
Client ID:
Sample Info: ABN 1

Instrument: nt6.i

Operator: LJR/VS
Column diameter: 0.32

Column phase: RTX-5

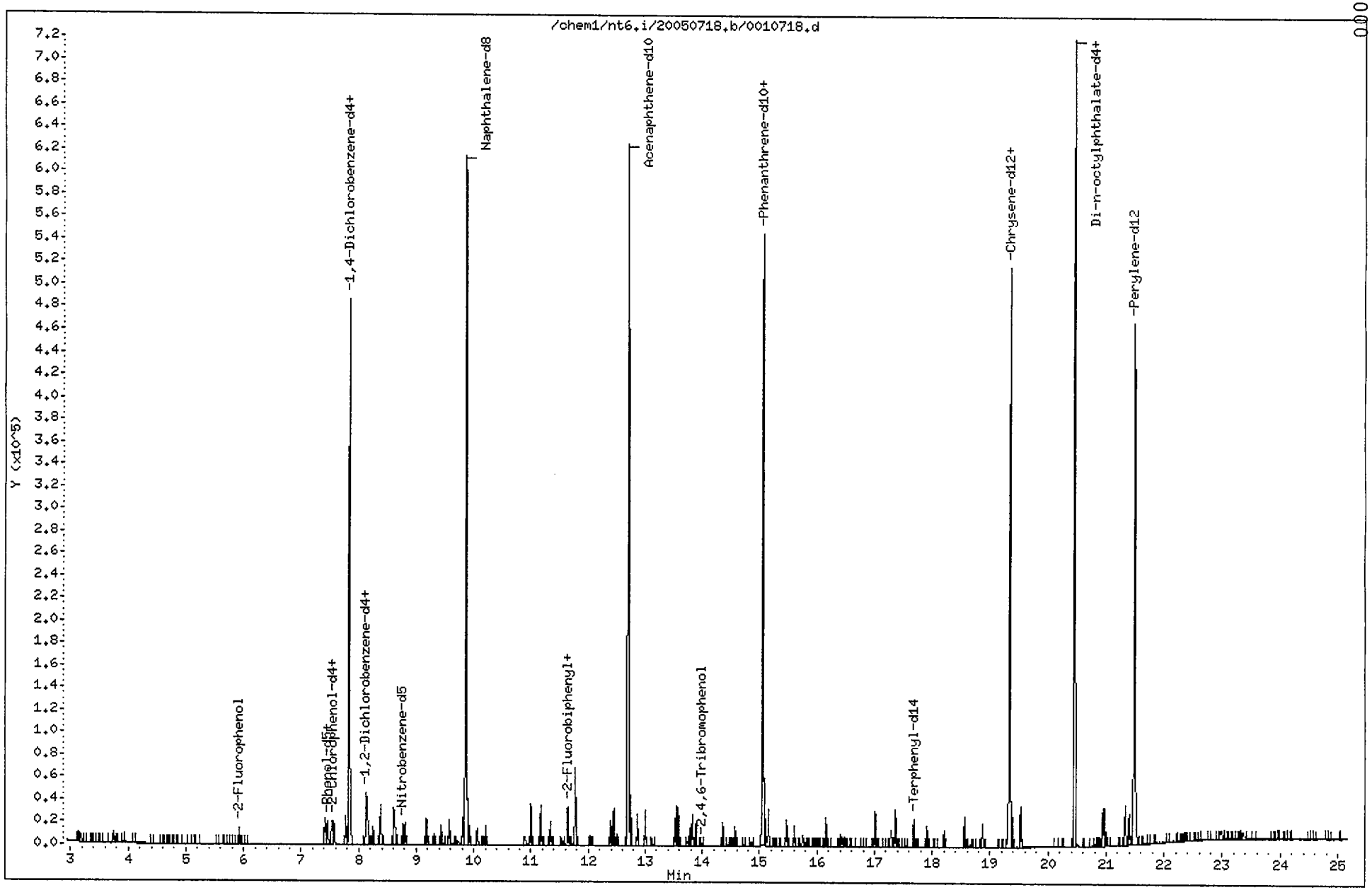

Data File: /chem1/nt6.i/20050718.b/0010718.d
Injection Date: 18-JUL-2005 16:15
Instrument: nt6.i
Client Sample ID:

Compound: Benzoic acid
CAS Number: 65-85-0

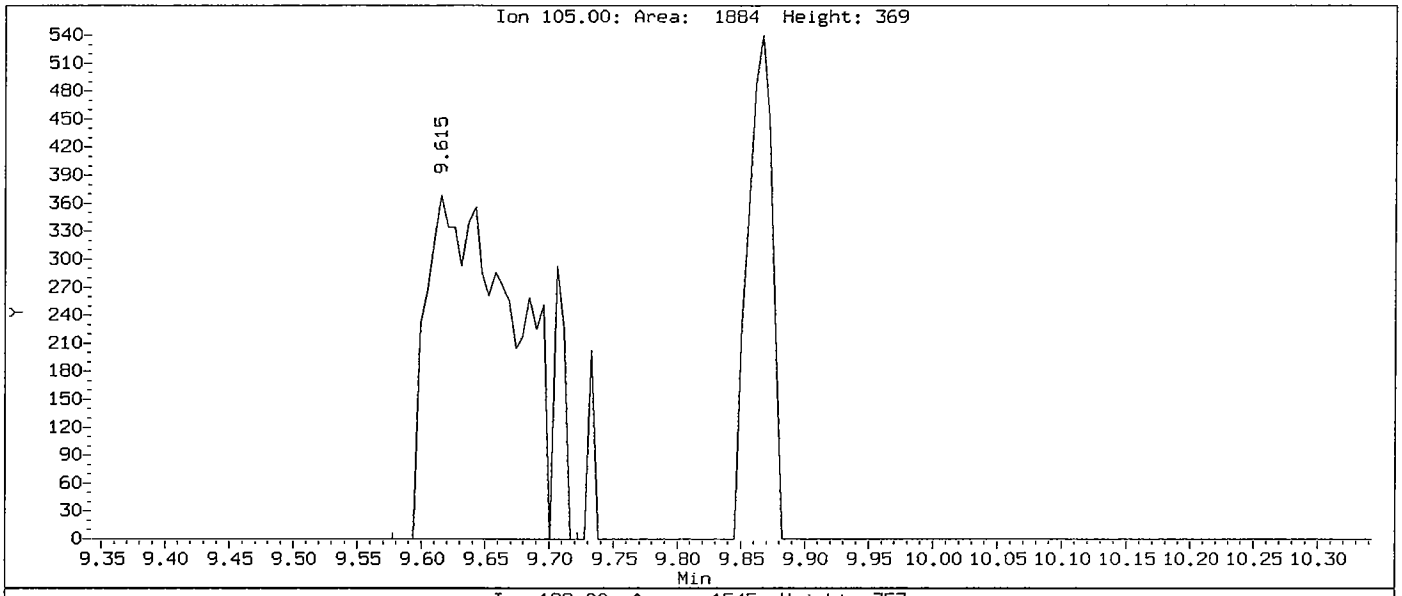

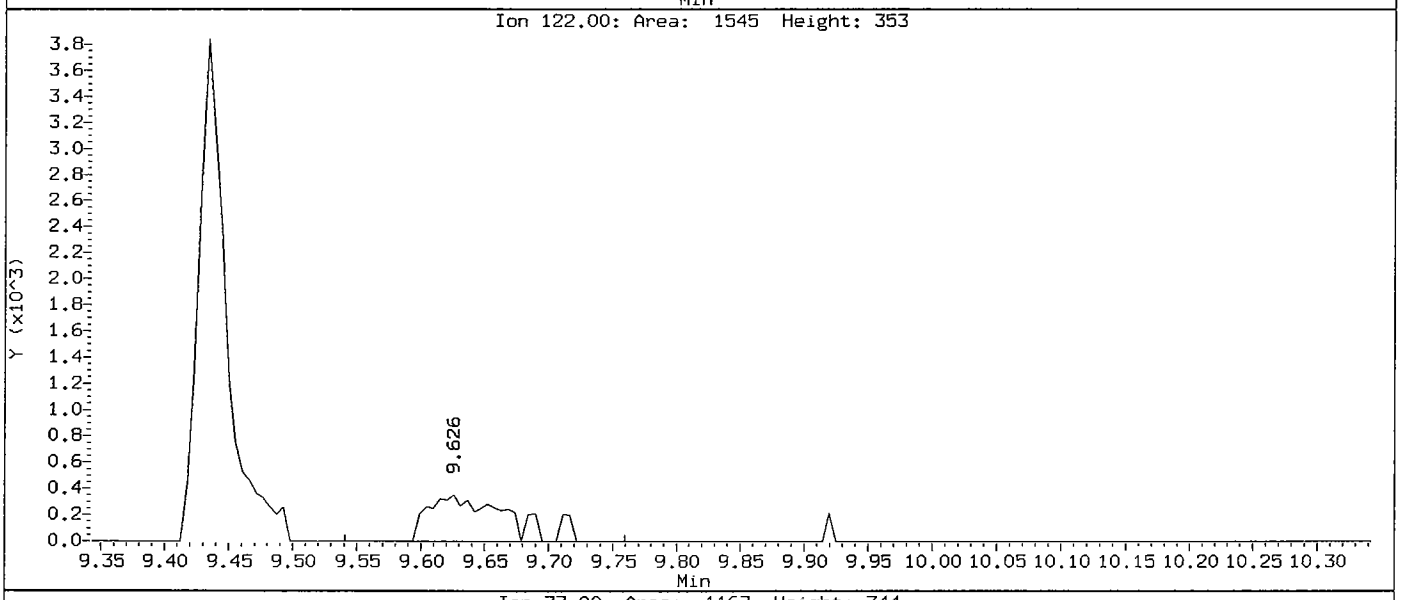

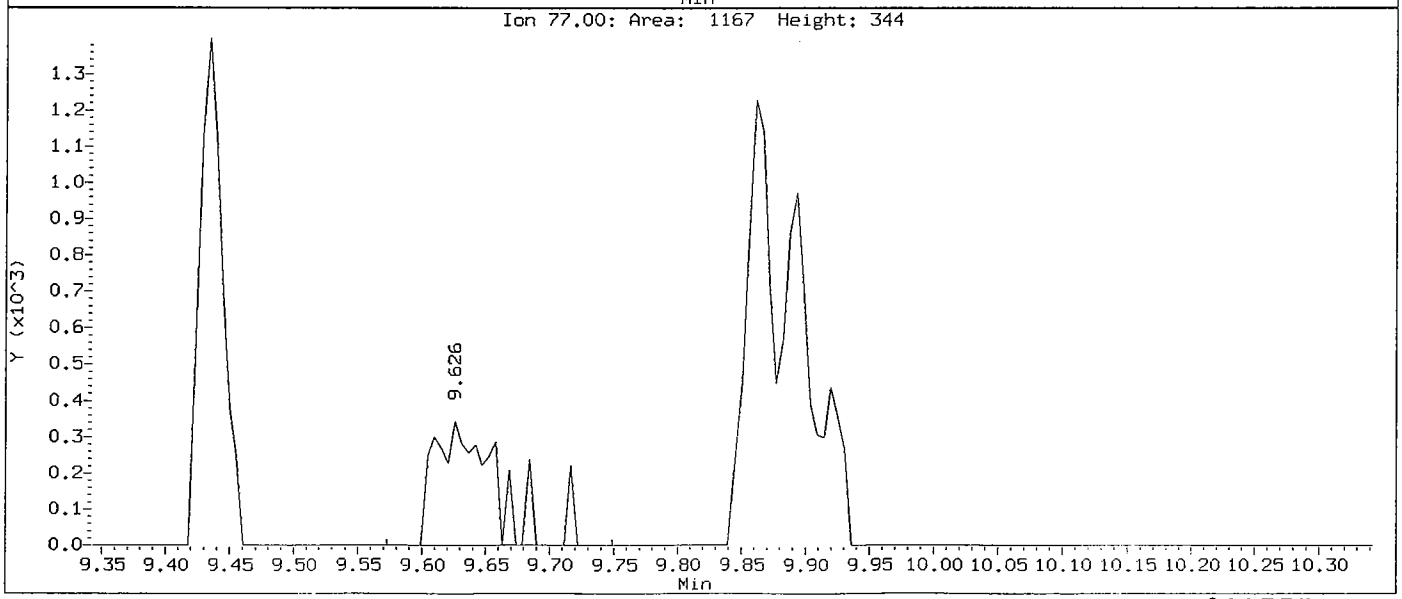

Data File: /chem1/nt6.i/20050718.b/0010718.d
Injection Date: 18-JUL-2005 16:15
Instrument: nt6.i
Client Sample ID:

Compound: 2,4-Dichlorophenol
CAS Number: 120-83-2

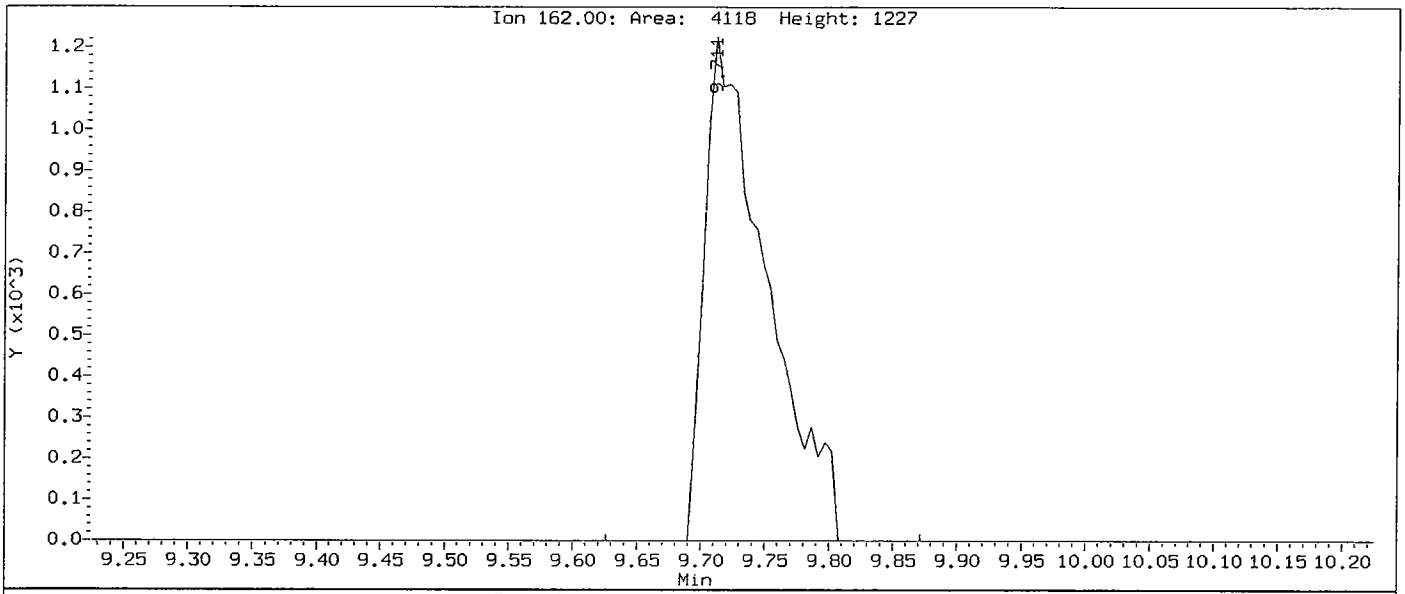

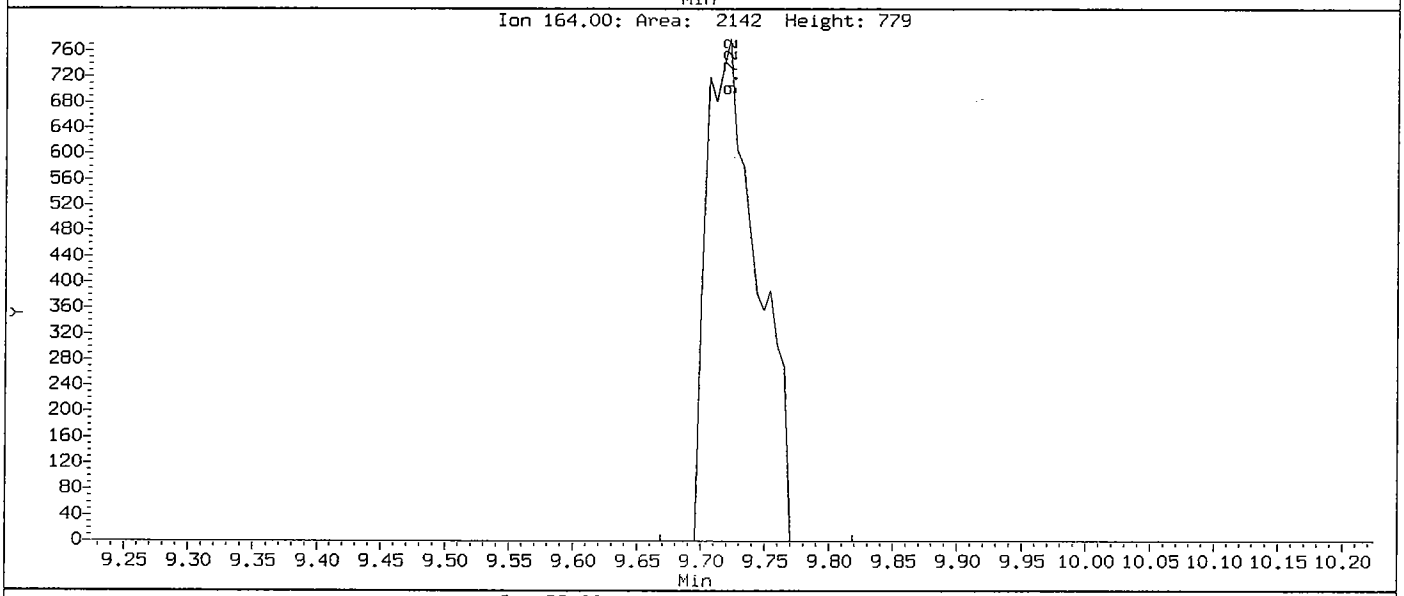

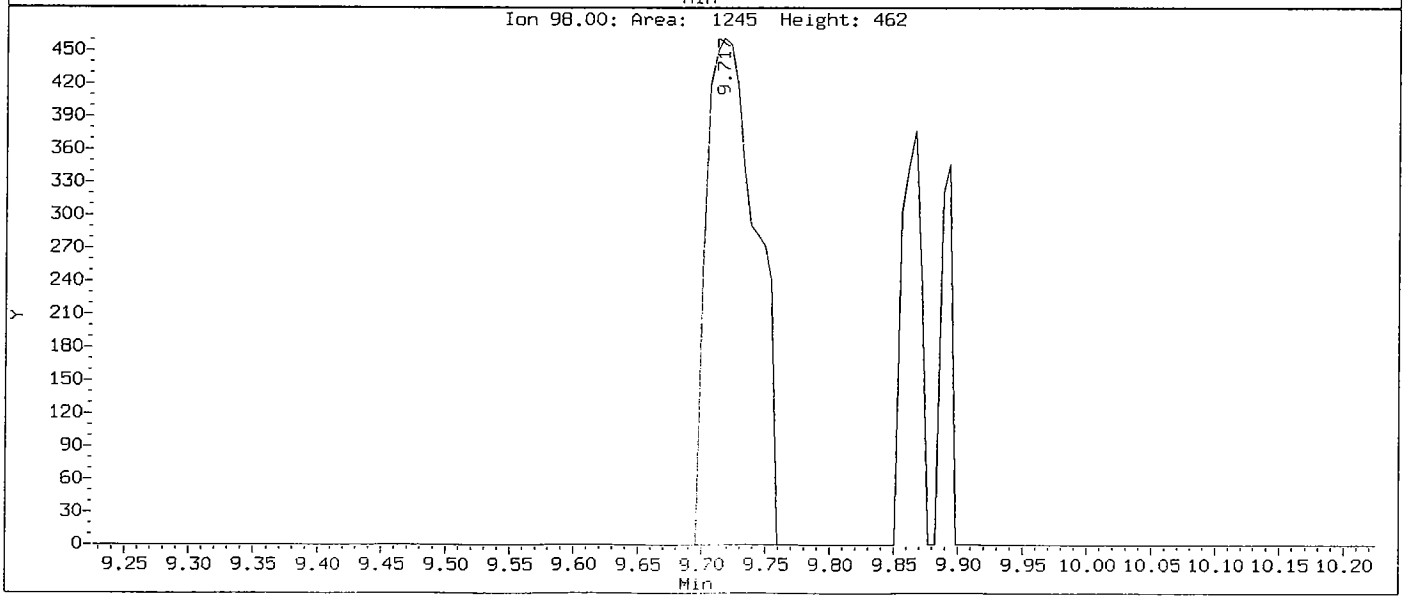

Data File: /chem1/nt6.i/20050718.b/0010718.d
Injection Date: 18-JUL-2005 16:15
Instrument: nt6.i
Client Sample ID:

Compound: 2,4,5-Trichlorophenol
CAS Number: 95-95-4

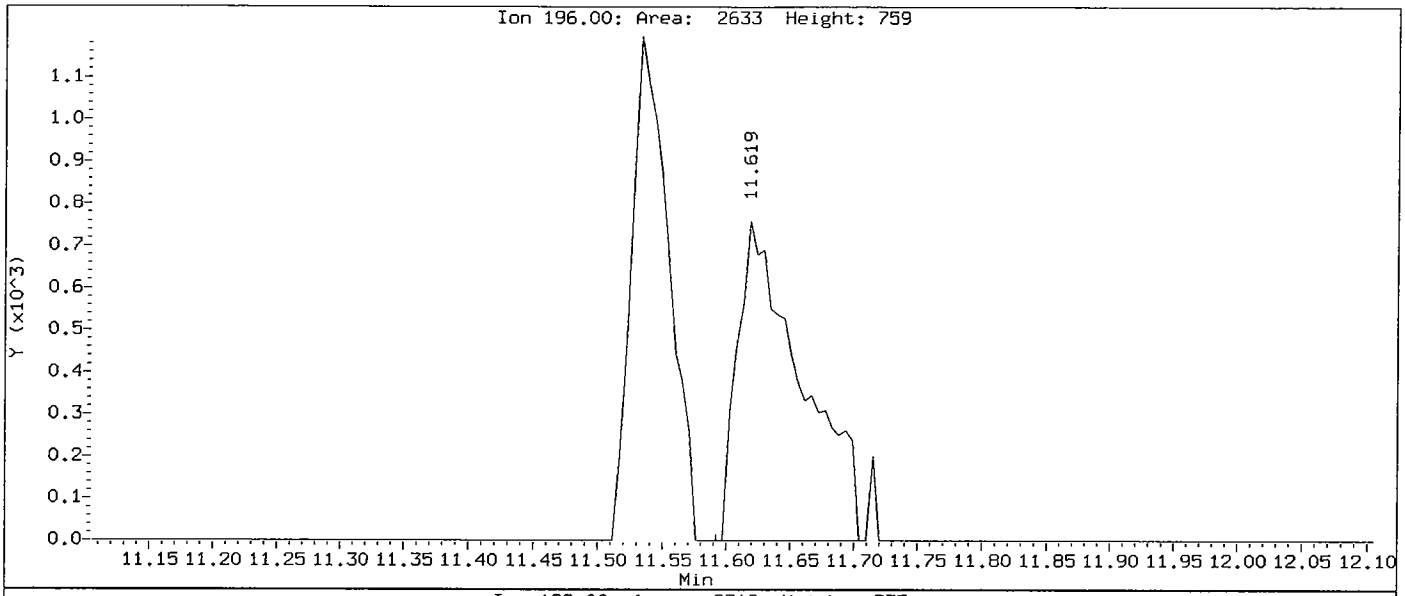

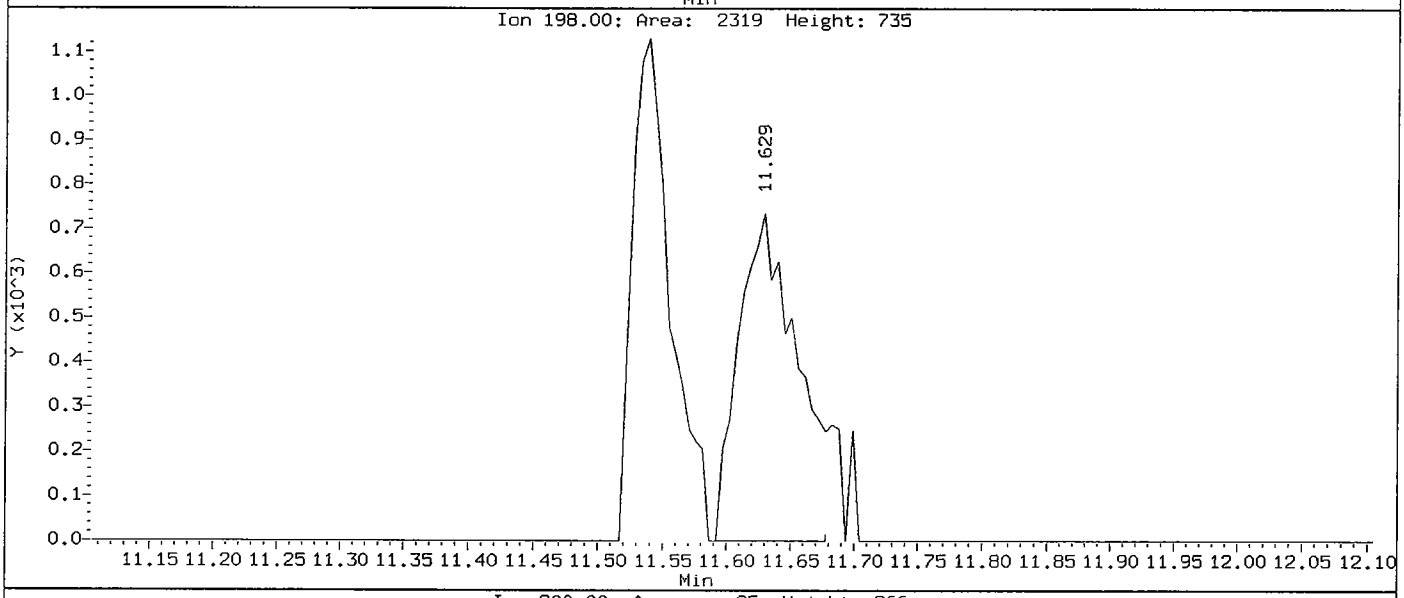

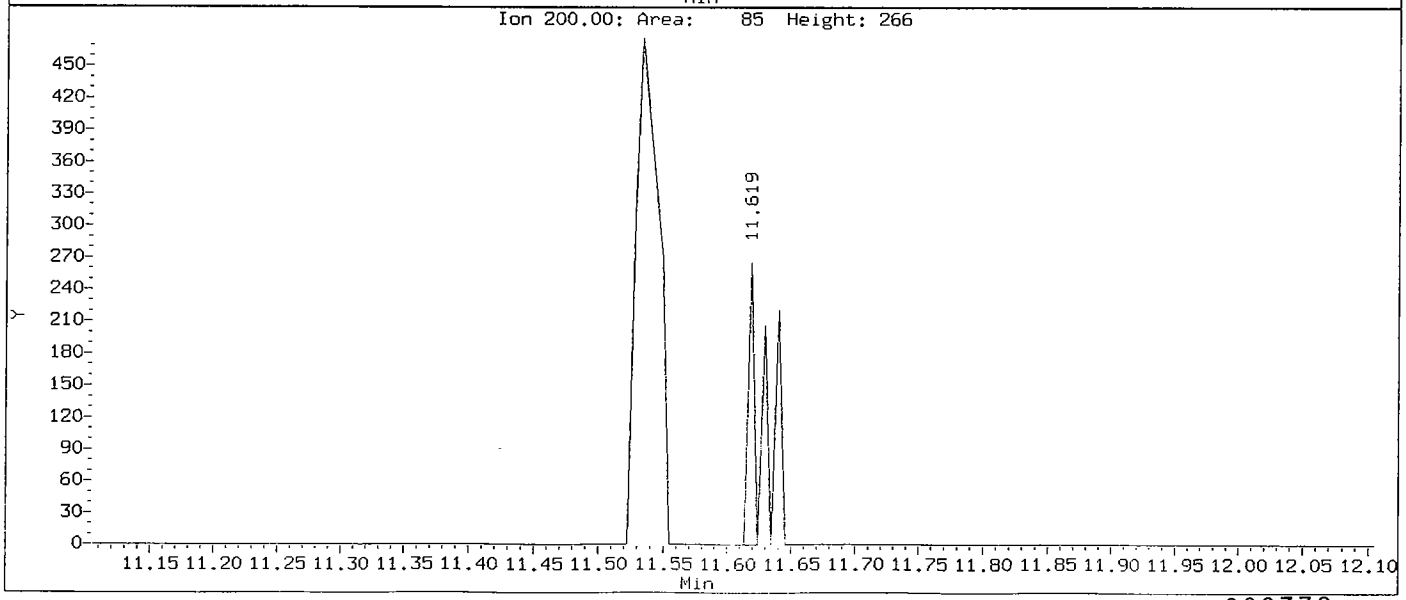

Data File: /chem1/nt6.i/20050718.b/0010718.d
Injection Date: 18-JUL-2005 16:15
Instrument: nt6.i
Client Sample ID:

Compound: 2,4,6-Tribromophenol
CAS Number: 118-79-6

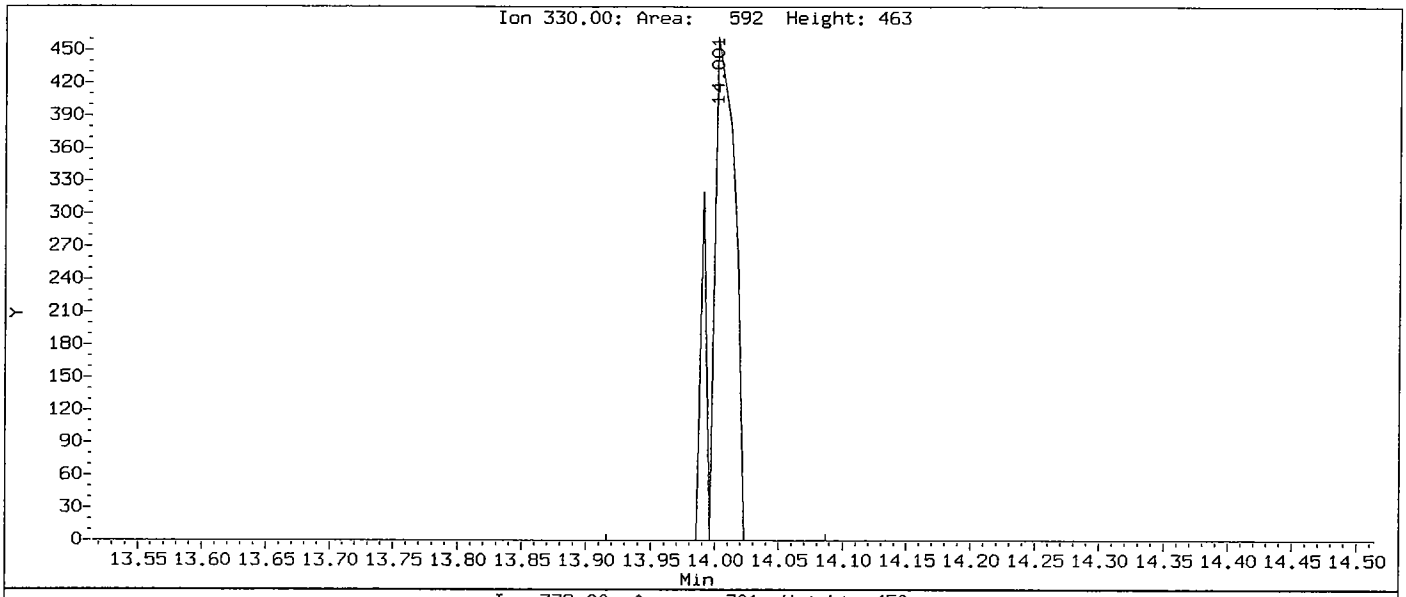

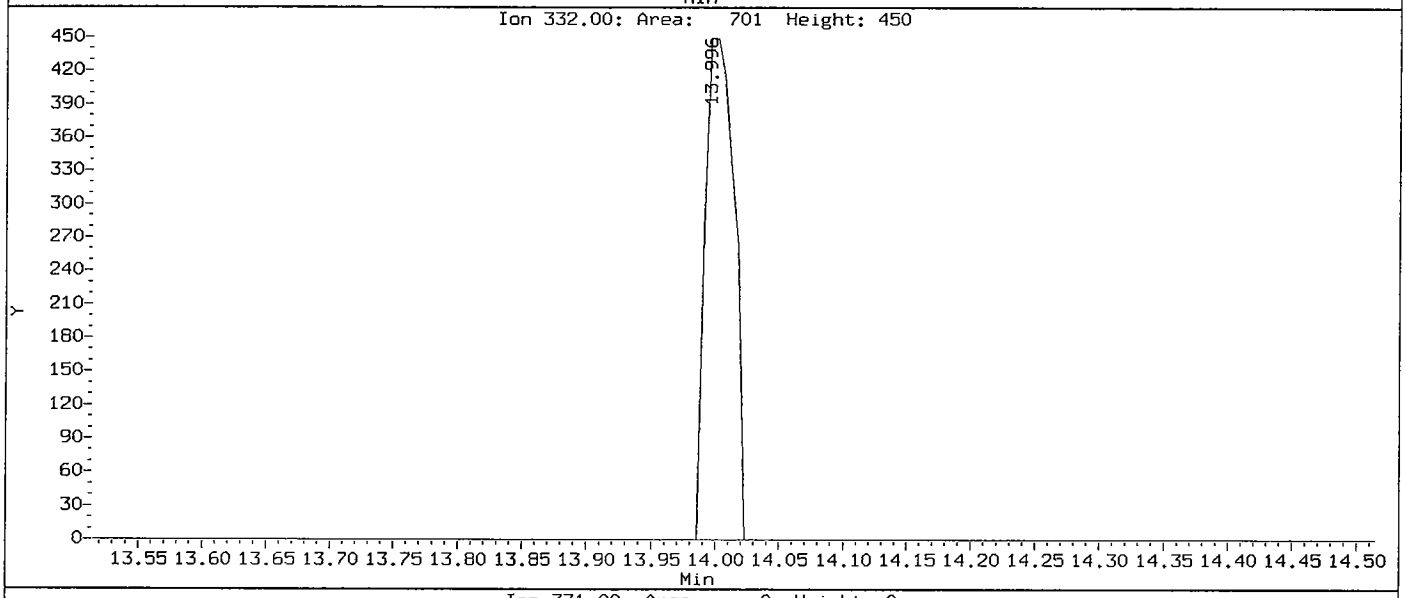

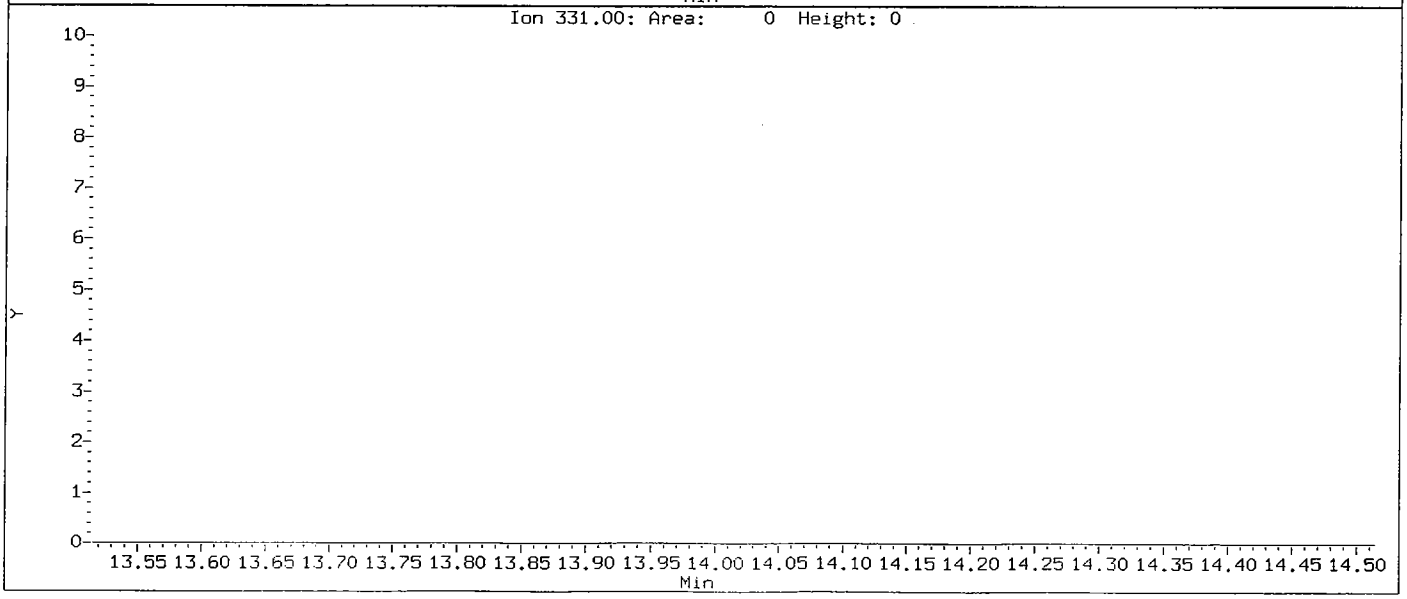

Data File: /chem1/nt6.i/20050718.b/0010718.d
Injection Date: 18-JUL-2005 16:15
Instrument: nt6.i
Client Sample ID:

Compound: Pyridine
CAS Number:

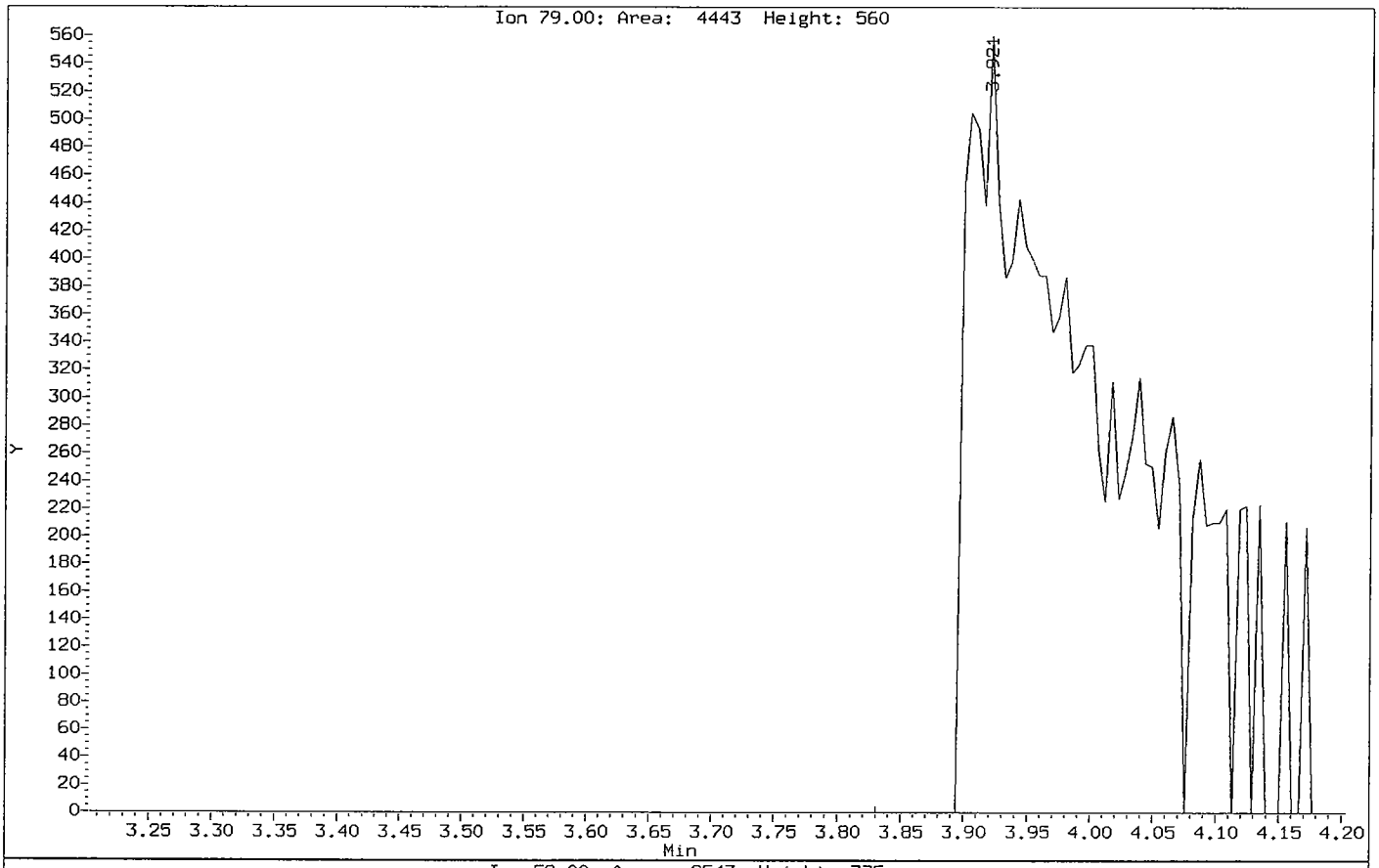

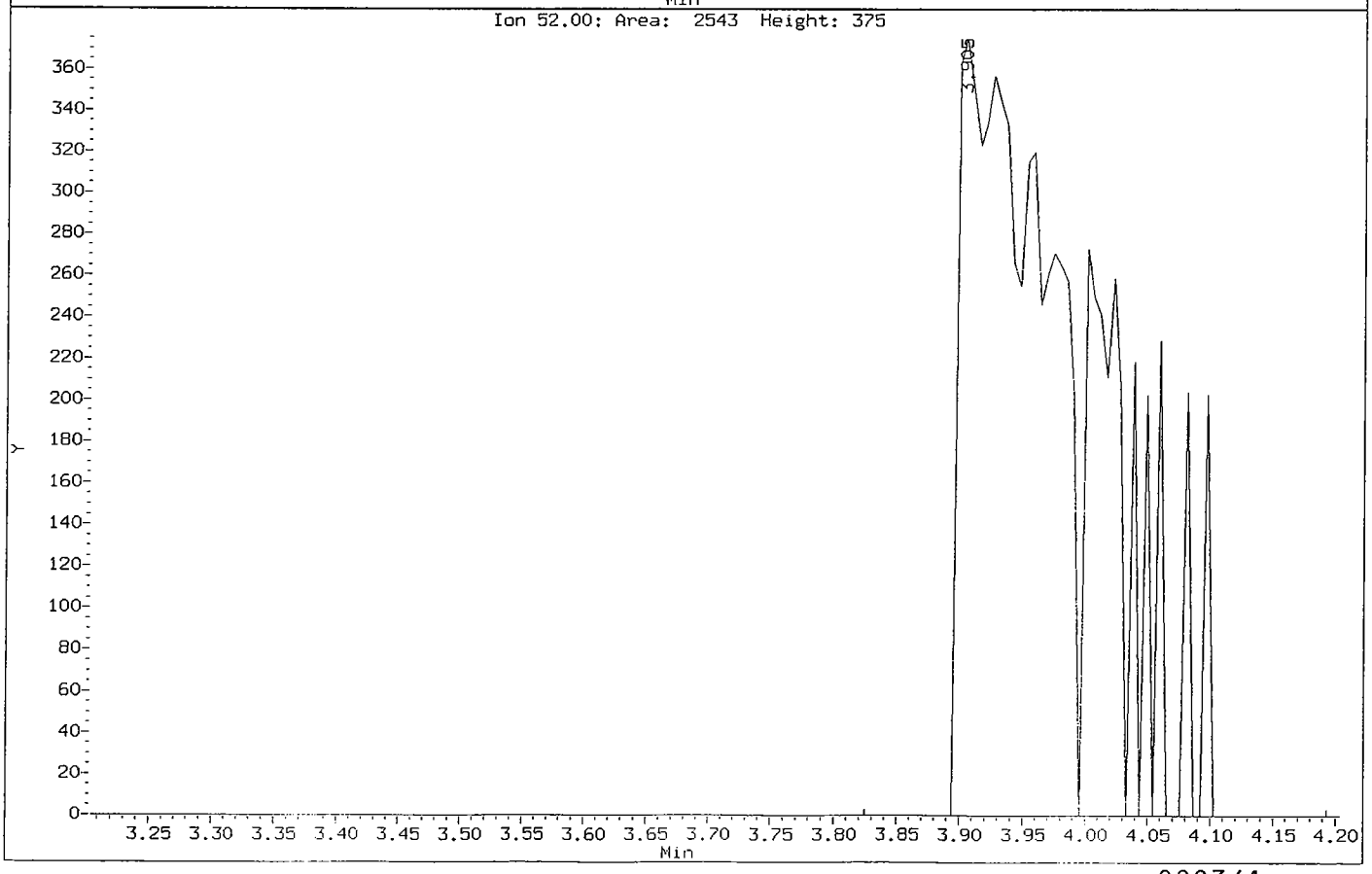

Analytical Resources, Inc.

Semivolatile Report SW846 Method 8270C

Data file : /chem1/nt6.i/20050718.b/0050718.d
Lab Smp Id: ABN 5
Inj Date : 18-JUL-2005 17:23
Operator : LJR/VS Inst ID: nt6.i
Smp Info : ABN 5
Misc Info :
Comment : 1ul Injection
Method : /chem1/nt6.i/20050718.b/SW846.m
Meth Date : 19-Jul-2005 10:03 jeff Quant Type: ISTD
Cal Date : 18-JUL-2005 17:23 Cal File: 0050718.d
Als bottle: 5 Calibration Sample, Level: 2
Dil Factor: 1.00000
Integrator: HP RTE Compound Sublist: ICAL.sub
Target Version: 3.50

	Compounds	QUANT SIG MASS	RT	EXP RT	REL RT	RESPONSE	AMOUNTS CAL-AMT (ug/mL)	AMOUNTS ON-COL (ug/mL)
$	1 2-Fluorophenol	112	5.926	5.937	(0.757)	38130	5.00000	5.233
$	2 Phenol-d5	99	7.438	7.476	(0.950)	46361	5.00000	5.474
	3 Phenol	94	7.454	7.497	(0.952)	49558	5.00000	5.170
$	5 2-Chlorophenol-d4	132	7.545	7.572	(0.963)	38571	5.00000	5.743
	4 Bis(2-Chloroethyl)ether	93	7.529	7.561	(0.961)	43954	5.00000	5.482
	6 2-Chlorophenol	128	7.571	7.593	(0.967)	38863	5.00000	5.364
	7 1,3-Dichlorobenzene	146	7.774	7.791	(0.992)	41450	5.00000	5.350
*	8 1,4-Dichlorobenzene-d4	152	7.833	7.850	(1.000)	103172	20.0000	
	9 1,4-Dichlorobenzene	146	7.860	7.876	(1.003)	42579	5.00000	5.429
$	10 1,2-Dichlorobenzene-d4	152	8.132	8.149	(1.038)	25995	5.00000	5.941
	12 1,2-Dichlorobenzene	146	8.154	8.170	(1.041)	39764	5.00000	5.667
	11 Benzyl alcohol	108	8.132	8.181	(1.038)	27579	5.00000	5.720
	14 2,2'-oxybis(1-Chloropropane)	45	8.383	8.405	(1.070)	68425	5.00000	5.602
	13 2-Methylphenol	108	8.373	8.400	(1.069)	36388	5.00000	5.508
	17 Hexachloroethane	117	8.629	8.635	(1.102)	15157	5.00000	5.538
	16 N-Nitroso-di-n-propylamine	70	8.602	8.662	(1.098)	32400	5.00000	5.755
	15 4-Methylphenol	108	8.608	8.651	(1.099)	37286	5.00000	5.775
$	18 Nitrobenzene-d5	82	8.773	8.806	(0.890)	43984	5.00000	5.309
	19 Nitrobenzene	77	8.800	8.838	(0.892)	44711	5.00000	5.371
	20 Isophorone	82	9.174	9.222	(0.930)	78210	5.00000	5.346
	21 2-Nitrophenol	139	9.313	9.335	(0.944)	16299	5.00000	4.808
	22 2,4-Dimethylphenol	107	9.431	9.468	(0.956)	36987	5.00000	5.466
	23 Bis(2-Chloroethoxy)methane	93	9.575	9.602	(0.971)	49795	5.00000	5.456
	24 Benzoic acid	105	9.650	9.842	(0.978)	37077	10.0000	11.96 (M)
	25 2,4-Dichlorophenol	162	9.698	9.725	(0.983)	27286	5.00000	5.354
	26 1,2,4-Trichlorobenzene	180	9.810	9.826	(0.995)	30484	5.00000	5.556
*	27 Naphthalene-d8	136	9.863	9.880	(1.000)	359640	20.0000	

Compounds	QUANT SIG MASS	RT	EXP RT	REL RT	RESPONSE	AMOUNTS CAL-AMT (ug/mL)	AMOUNTS ON-COL (ug/mL)
28 Naphthalene	128	9.895	9.917	(1.003)	115531	5.00000	5.624
29 4-Chloroaniline	127	10.056	10.083	(1.019)	45590	5.00000	5.448
30 Hexachlorobutadiene	225	10.205	10.216	(1.035)	14359	5.00000	5.567
31 4-Chloro-3-methylphenol	107	10.878	10.895	(1.103)	29180	5.00000	5.288
32 2-Methylnaphthalene	141	11.001	11.023	(1.115)	59813	5.00000	5.734
33 Hexachlorocyclopentadiene	237	11.375	11.386	(0.896)	5728	5.00000	3.332
34 2,4,6-Trichlorophenol	196	11.530	11.546	(0.908)	16423	5.00000	5.151
35 2,4,5-Trichlorophenol	196	11.599	11.605	(0.913)	18048	5.00000	5.281
$ 36 2-Fluorobiphenyl	172	11.642	11.669	(0.917)	74552	5.00000	5.892
37 2-Chloronaphthalene	162	11.776	11.803	(0.927)	61198	5.00000	5.892
38 2-Nitroaniline	65	12.032	12.065	(0.947)	19945	5.00000	4.928
39 Dimethylphthalate	163	12.390	12.428	(0.976)	66197	5.00000	5.485
40 Acenaphthylene	152	12.443	12.470	(0.980)	103510	5.00000	5.734
41 2,6-Dinitrotoluene	165	12.497	12.535	(0.984)	13360	5.00000	4.894
* 42 Acenaphthene-d10	164	12.700	12.711	(1.000)	188635	20.0000	
43 3-Nitroaniline	138	12.711	12.748	(1.001)	14651	5.00000	4.980
44 Acenaphthene	153	12.748	12.775	(1.004)	64468	5.00000	5.679
45 2,4-Dinitrophenol	184	12.882	12.914	(1.014)	2781	10.0000	4.155
46 Dibenzofuran	168	13.004	13.031	(1.024)	85825	5.00000	5.632
47 4-Nitrophenol	109	13.101	13.090	(1.032)	4899	5.00000	4.755 (M)
48 2,4-Dinitrotoluene	165	13.117	13.154	(1.033)	16960	5.00000	4.946
50 Diethylphthalate	149	13.528	13.566	(1.065)	63049	5.00000	5.607
49 Fluorene	166	13.555	13.582	(1.067)	71377	5.00000	5.829
51 4-Chlorophenyl-phenylether	204	13.587	13.608	(1.070)	31325	5.00000	5.701
52 4-Nitroaniline	138	13.704	13.774	(1.079)	15065	5.00000	4.971
53 4,6-Dinitro-2-methylphenol	198	13.758	13.811	(0.914)	9581	10.0000	6.980
54 N-Nitrosodiphenylamine	169	13.800	13.838	(0.917)	37971	5.00000	5.626
$ 55 2,4,6-Tribromophenol	330	13.987	14.014	(1.101)	6402	5.00000	5.046
56 4-Bromophenyl-phenylether	248	14.361	14.383	(0.954)	16013	5.00000	5.607
57 Hexachlorobenzene	284	14.575	14.602	(0.968)	16496	5.00000	5.704
58 Pentachlorophenol	266	14.901	14.917	(0.990)	5466	5.00000	3.715
* 59 Phenanthrene-d10	188	15.050	15.067	(1.000)	258372	20.0000	
60 Phenanthrene	178	15.088	15.120	(1.002)	89505	5.00000	5.926
61 Anthracene	178	15.157	15.190	(1.007)	91591	5.00000	5.728
62 Carbazole	167	15.462	15.494	(1.027)	82165	5.00000	5.583
63 Di-n-butylphthalate	149	16.156	16.178	(1.073)	99400	5.00000	5.701
64 Fluoranthene	202	17.011	17.043	(1.130)	88845	5.00000	5.716
65 Pyrene	202	17.364	17.396	(0.898)	94175	5.00000	5.213
$ 66 Terphenyl-d14	244	17.679	17.706	(0.914)	58987	5.00000	5.263
67 Butylbenzylphthalate	149	18.555	18.582	(0.959)	44371	5.00000	5.093
68 Benzo(a)anthracene	228	19.308	19.340	(0.998)	82853	5.00000	5.266
* 69 Chrysene-d12	240	19.340	19.362	(1.000)	208417	20.0000	
70 3,3'-Dichlorobenzidine	252	19.346	19.373	(1.000)	28467	5.00000	5.162
71 Chrysene	228	19.372	19.415	(1.002)	81394	5.00000	5.342
72 bis(2-Ethylhexyl)phthalate	149	19.527	19.543	(0.955)	66514	5.00000	5.371
* 134 Di-n-octylphthalate-d4	153	20.451	20.473	(1.000)	423943	20.0000	
73 Di-n-octylphthalate	149	20.462	20.489	(1.001)	121273	5.00000	5.449

	Compounds	QUANT SIG MASS	RT	EXP RT	REL RT	RESPONSE	AMOUNTS CAL-AMT (ug/mL)	AMOUNTS ON-COL (ug/mL)
74	Benzo(b)fluoranthene	252	20.948	21.002	(0.975)	93517	5.00000	5.643
75	Benzo(k)fluoranthene	252	20.980	21.034	(0.976)	96652	5.00000	5.740
76	Benzo(a)pyrene	252	21.397	21.456	(0.996)	82119	5.00000	5.633
* 77	Perylene-d12	264	21.488	21.509	(1.000)	238218	20.0000	
78	Indeno(1,2,3-cd)pyrene	276	22.951	23.000	(1.068)	56060	5.00000	4.504
79	Dibenzo(a,h)anthracene	278	22.973	23.043	(1.069)	41242	5.00000	4.396
80	Benzo(g,h,i)perylene	276	23.341	23.422	(1.086)	49658	5.00000	4.469
90	N-Nitrosodimethylamine	74	3.741	3.774	(0.478)	28296	5.00000	5.133
103	Pyridine	79	3.720	3.704	(0.475)	52715	5.00000	5.665(M)
91	Aniline	93	7.411	7.438	(0.946)	67813	5.00000	5.435
105	1-methylnaphthalene	141	11.172	11.194	(1.133)	60277	5.00000	5.699
93	Benzidine	184	17.289	17.316	(0.894)	39502	5.00000	5.399
98	Retene	219	17.908	17.936	(0.926)	28135	5.00000	4.991
111	Azobenzene (1,2-DP-Hydrazine)	77	13.832	13.859	(1.089)	77890	5.00000	5.276
144	alpha-Terpineol	59	9.922	9.949	(1.006)	21843	5.00000	5.350
143	1,4-Dioxane	58	3.180	3.186	(0.406)	13423	5.00000	5.186
$ 145	d8-1,4-Dioxane	96	3.137	3.138	(0.401)	21211	5.00000	5.193
133	Butylatedhydroxytoluene	205	12.866	12.887	(1.013)	50661	5.00000	5.868
115	Tributyl Phosphate	99	13.886	13.961	(0.923)	76503	5.00000	6.409
116	Dibutyl Phenyl Phosphate	175	15.606	15.633	(1.037)	44649	5.00000	5.648
117	Butyl Diphenyl Phosphate	94	17.278	17.300	(0.893)	17049	5.00000	4.990
118	Triphenyl Phosphate	326	18.870	18.897	(0.976)	14453	5.00000	5.104

QC Flag Legend

M - Compound response manually integrated.

Analytical Resources, Inc.

INTERNAL STANDARD COMPOUNDS
AREA AND RT SUMMARY

Instrument ID: nt6.i
Lab File ID: 0050718.d
Lab Smp Id: ABN 5
Analysis Type: SV
Quant Type: ISTD
Operator: LJR/VS
Method File: /chem1/nt6.i/20050718.b/SW846.m
Misc Info:

Calibration Date: 18-JUL-2005
Calibration Time: 15:03

Level:
Sample Type:

COMPOUND	STANDARD	AREA LIMIT LOWER	AREA LIMIT UPPER	SAMPLE	%DIFF
8 1,4-Dichlorobenze	99236	49618	198472	103172	3.97
27 Naphthalene-d8	351454	175727	702908	359640	2.33
42 Acenaphthene-d10	182658	91329	365316	188635	3.27
59 Phenanthrene-d10	260034	130017	520068	258372	-0.64
69 Chrysene-d12	179938	89969	359876	208417	15.83
134 Di-n-octylphthala	368961	184480	737922	423943	14.90
77 Perylene-d12	233857	116928	467714	238218	1.86

COMPOUND	STANDARD	RT LIMIT LOWER	RT LIMIT UPPER	SAMPLE	%DIFF
8 1,4-Dichlorobenze	7.84	7.34	8.34	7.83	-0.10
27 Naphthalene-d8	9.87	9.37	10.37	9.86	-0.08
42 Acenaphthene-d10	12.70	12.20	13.20	12.70	-0.02
59 Phenanthrene-d10	15.06	14.56	15.56	15.05	-0.05
69 Chrysene-d12	19.34	18.84	19.84	19.34	-0.01
134 Di-n-octylphthala	20.46	19.96	20.96	20.45	-0.04
77 Perylene-d12	21.49	20.99	21.99	21.49	-0.01

AREA UPPER LIMIT = +100% of internal standard area.
AREA LOWER LIMIT = - 50% of internal standard area.
RT UPPER LIMIT = + 0.50 minutes of internal standard RT.
RT LOWER LIMIT = - 0.50 minutes of internal standard RT.

Data File: /chem1/nt6.i/20050718.b/0050718.d
Date : 18-JUL-2005 17:23
Client ID:
Sample Info: ABN 5

Instrument: nt6.i

Operator: LJR/VS
Column diameter: 0.32

Column phase: RTX-5

000346

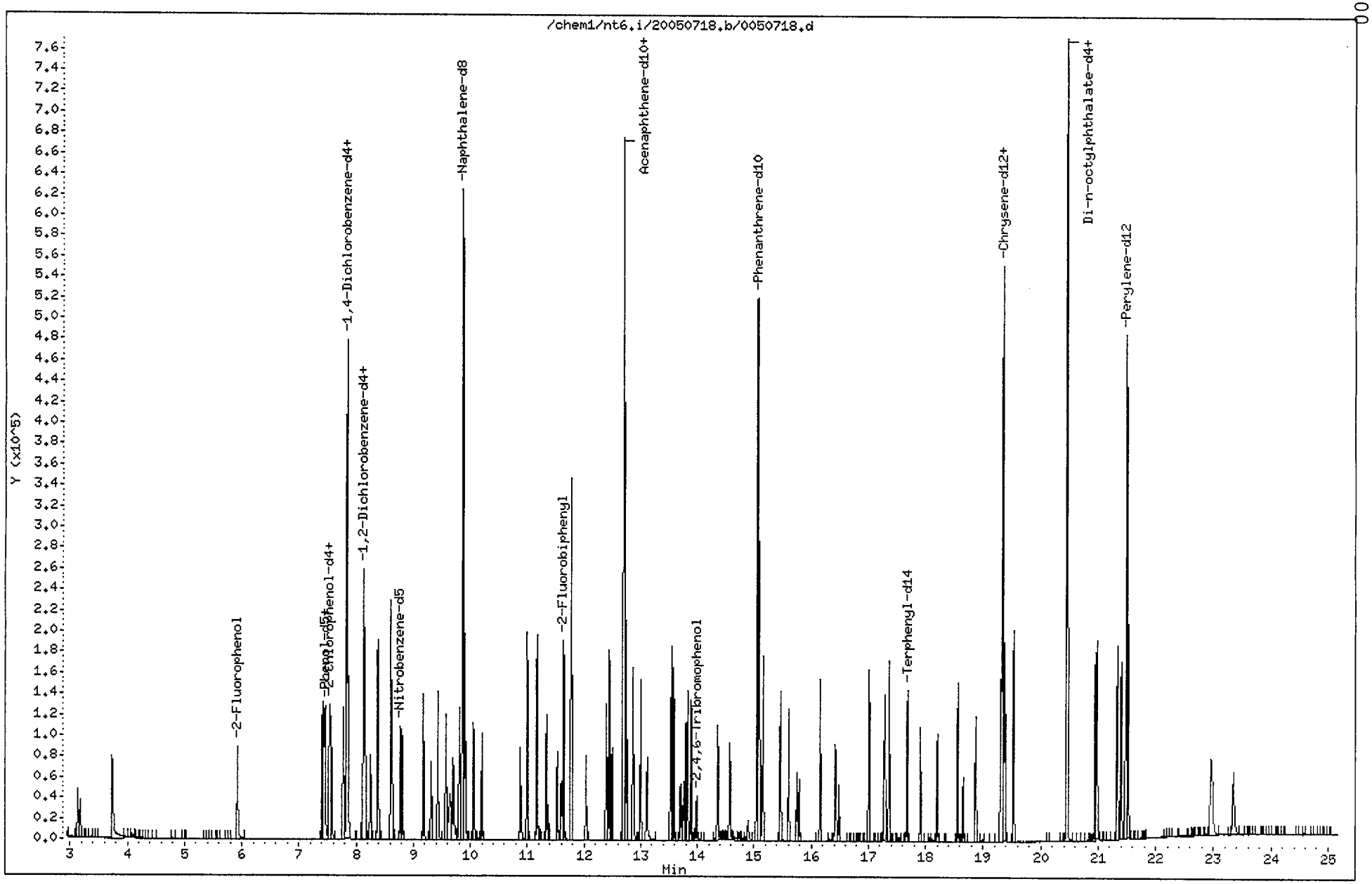

Data File: /chem1/nt6.i/20050718.b/0050718.d
Injection Date: 18-JUL-2005 17:23
Instrument: nt6.i
Client Sample ID:

Compound: Benzoic acid
CAS Number: 65-85-0

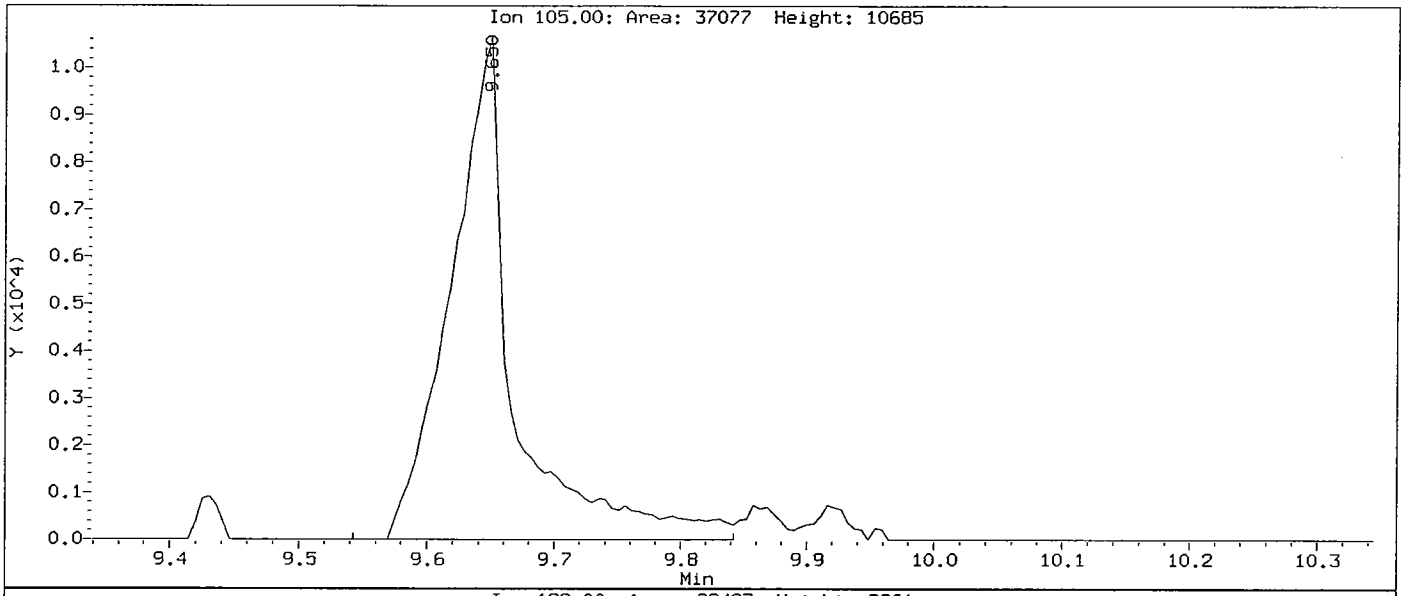

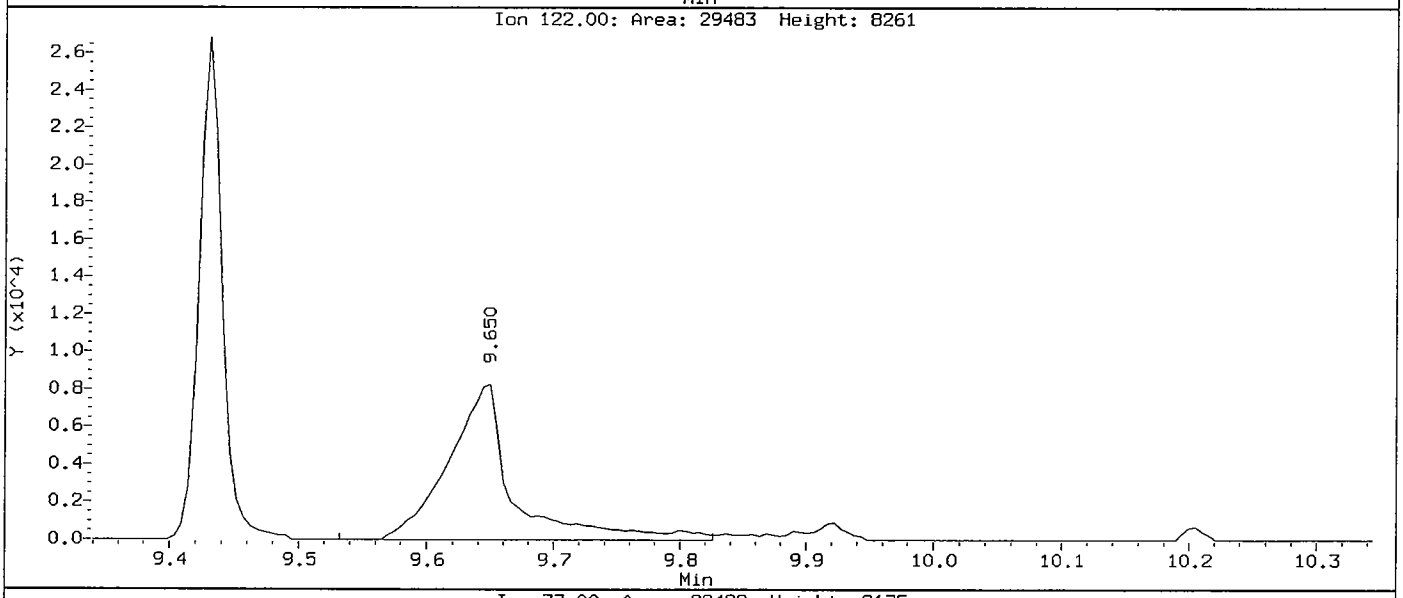

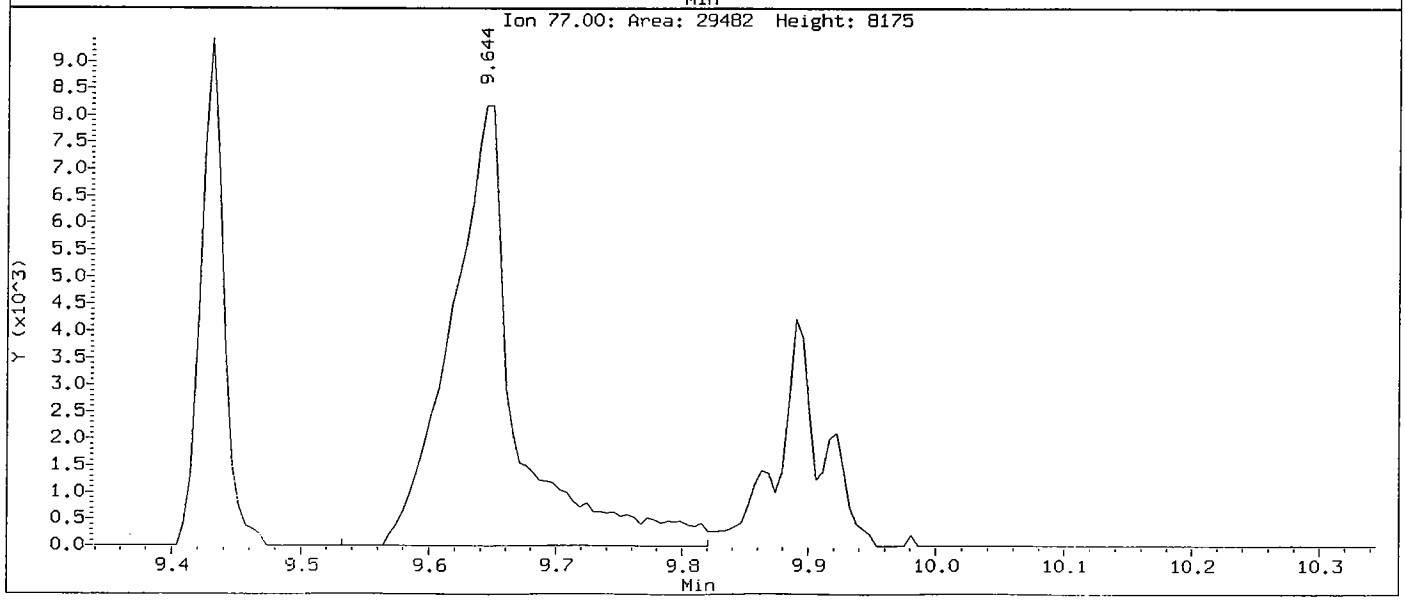

Data File: /chem1/nt6.i/20050718.b/0050718.d
Injection Date: 18-JUL-2005 17:23
Instrument: nt6.i
Client Sample ID:

Compound: 4-Nitrophenol
CAS Number: 100-02-7

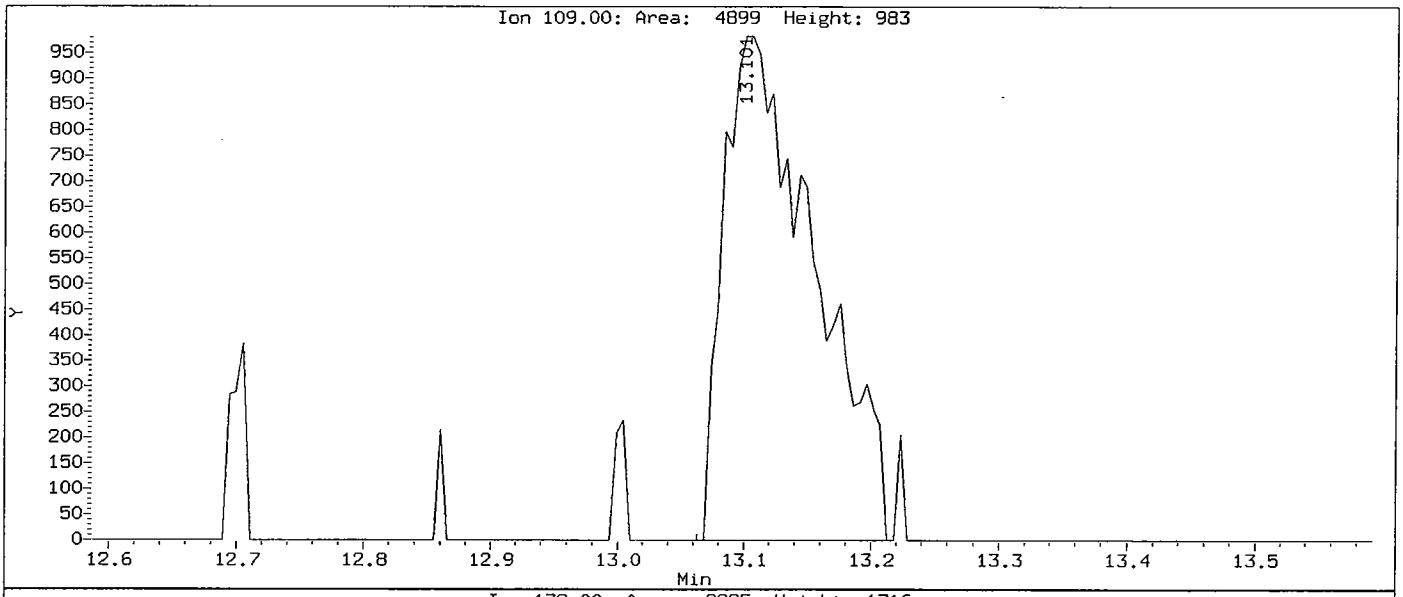

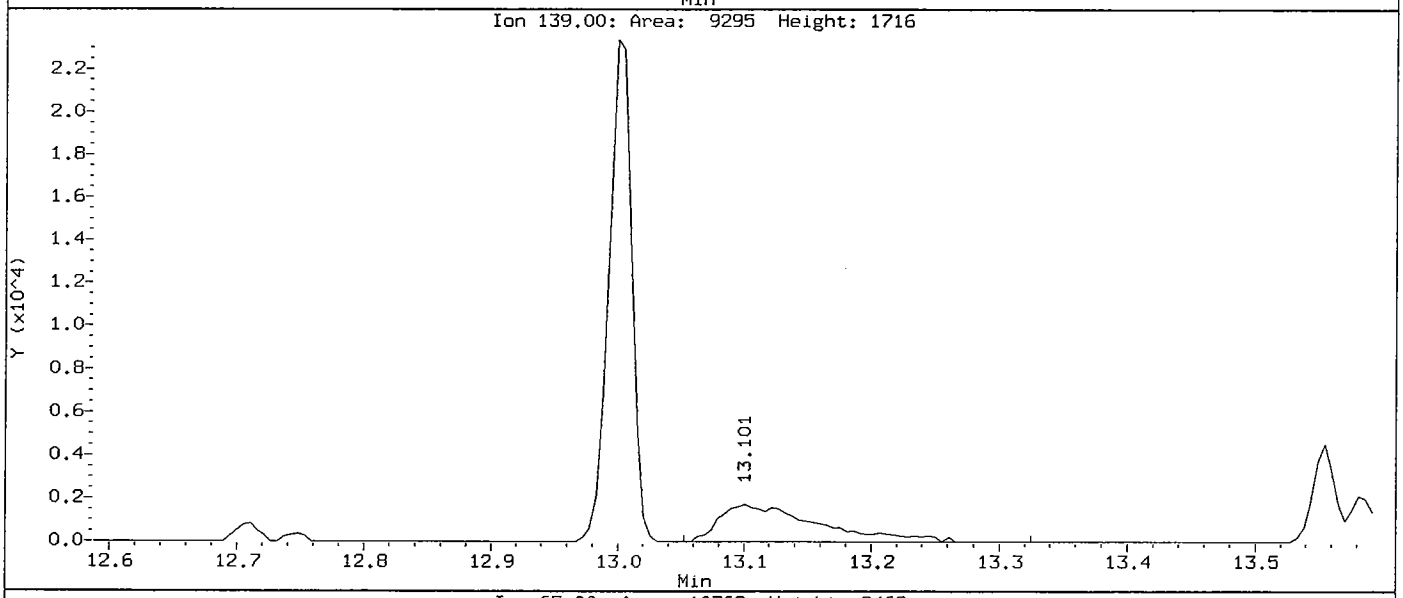

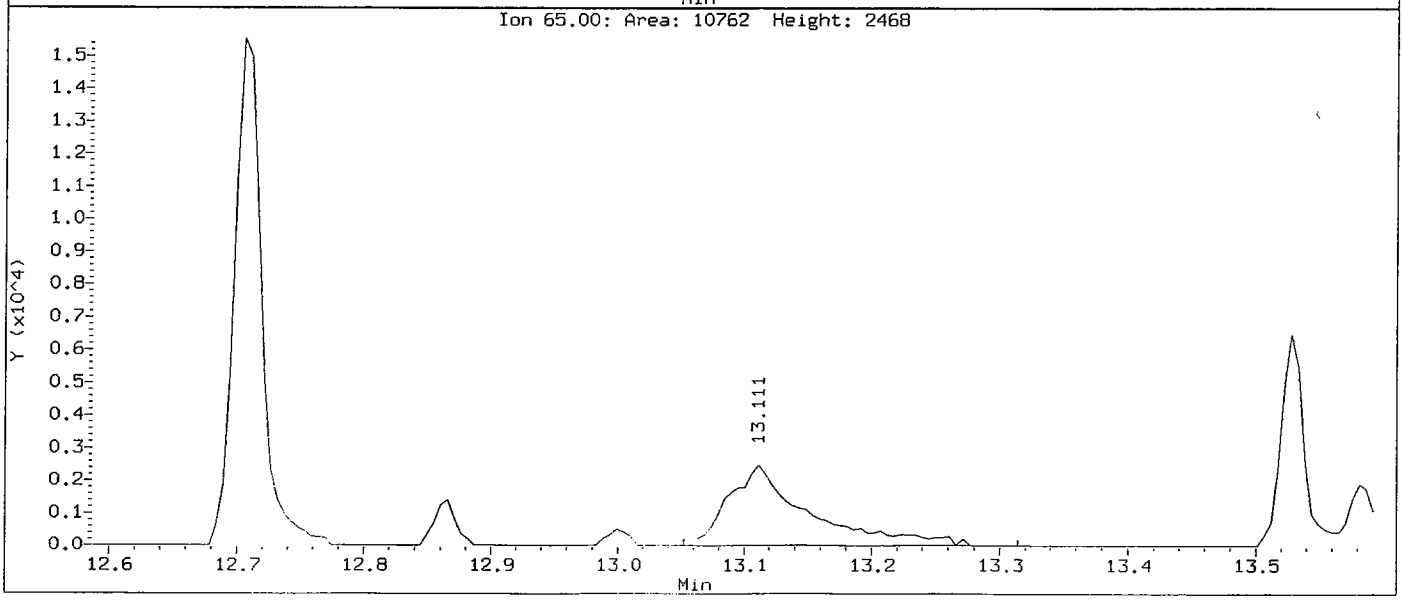

Data File: /chem1/nt6.i/20050718.b/0050718.d
Injection Date: 18-JUL-2005 17:23
Instrument: nt6.i
Client Sample ID:

Compound: Pyridine
CAS Number:

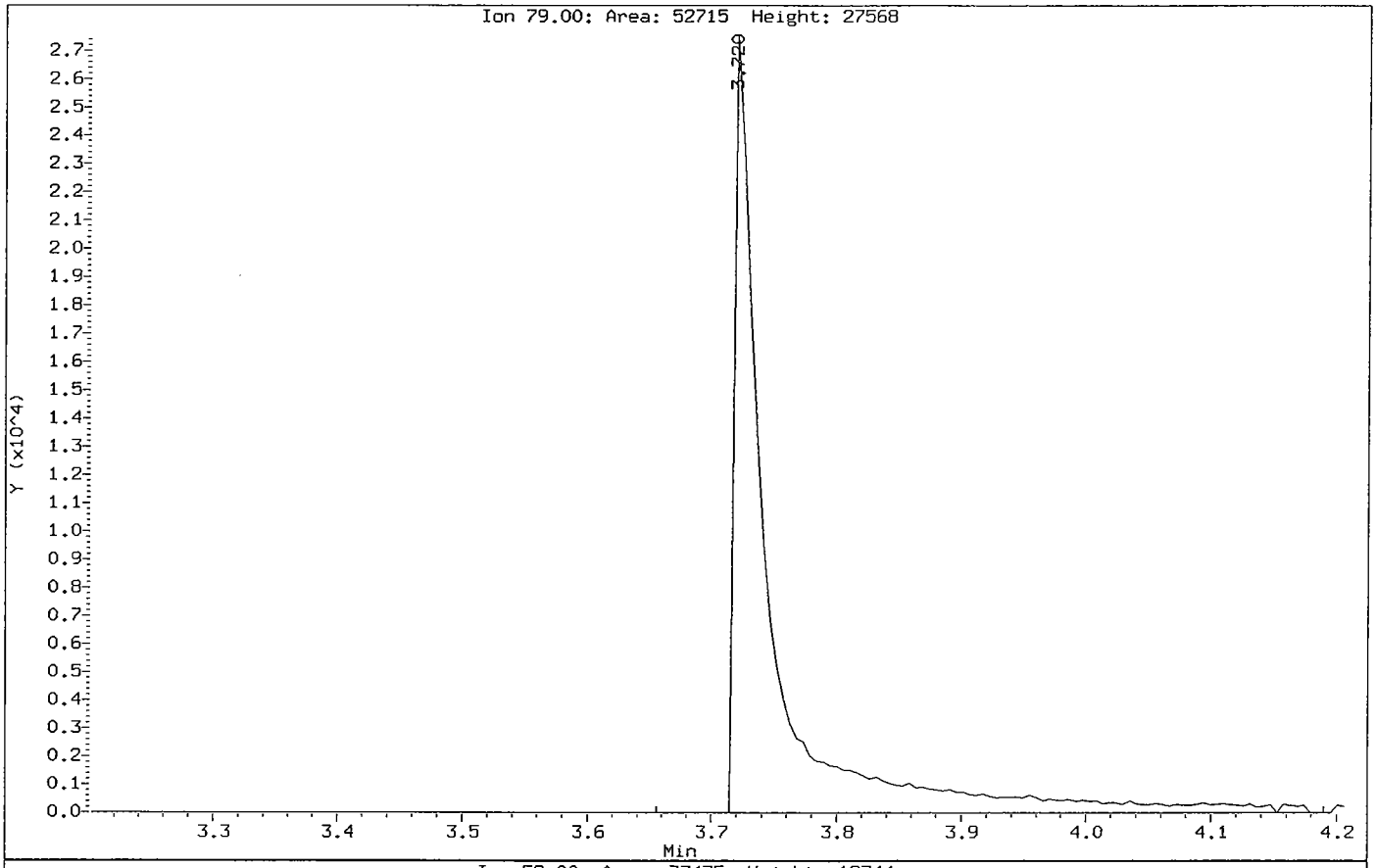

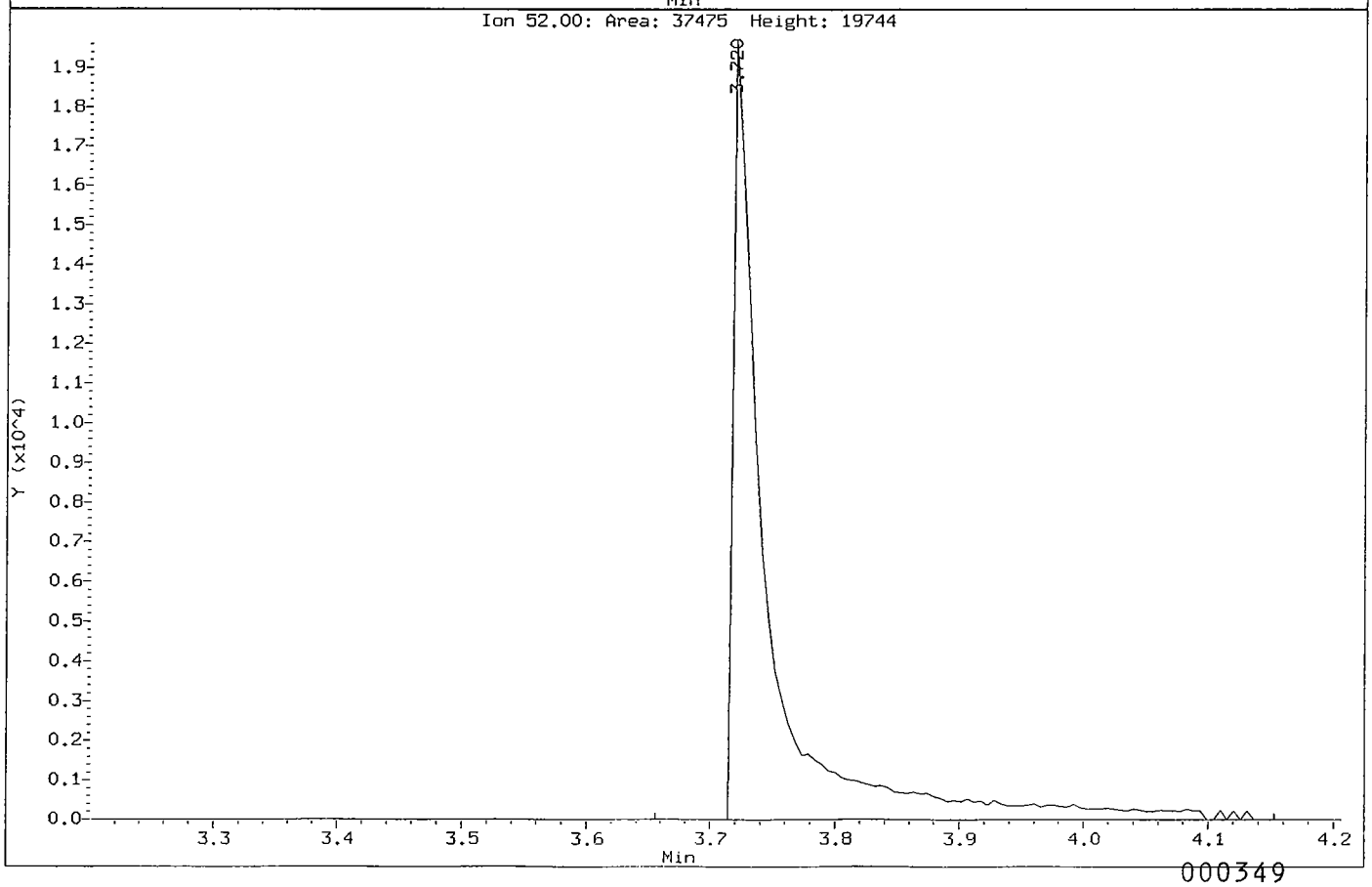

Analytical Resources, Inc.

Semivolatile Report SW846 Method 8270C

Data file : /chem1/nt6.i/20050718.b/0100718.d
Lab Smp Id: ABN 10
Inj Date : 18-JUL-2005 17:57
Operator : LJR/VS Inst ID: nt6.i
Smp Info : ABN 10
Misc Info :
Comment : 1ul Injection
Method : /chem1/nt6.i/20050718.b/SW846.m
Meth Date : 19-Jul-2005 10:03 jeff Quant Type: ISTD
Cal Date : 18-JUL-2005 17:57 Cal File: 0100718.d
Als bottle: 6 Calibration Sample, Level: 3
Dil Factor: 1.00000
Integrator: HP RTE Compound Sublist: ICAL.sub
Target Version: 3.50

	Compounds	QUANT SIG MASS	RT	EXP RT	REL RT	RESPONSE	AMOUNTS CAL-AMT (ug/mL)	AMOUNTS ON-COL (ug/mL)
$	1 2-Fluorophenol	112	5.924	5.937	(0.756)	72868	10.0000	9.840
$	2 Phenol-d5	99	7.436	7.476	(0.949)	89002	10.0000	10.34
	3 Phenol	94	7.457	7.497	(0.952)	101746	10.0000	10.44
$	5 2-Chlorophenol-d4	132	7.548	7.572	(0.963)	73106	10.0000	10.71
	4 Bis(2-Chloroethyl)ether	93	7.532	7.561	(0.961)	88000	10.0000	10.80
	6 2-Chlorophenol	128	7.569	7.593	(0.966)	76908	10.0000	10.44
	7 1,3-Dichlorobenzene	146	7.772	7.791	(0.992)	84287	10.0000	10.70
*	8 1,4-Dichlorobenzene-d4	152	7.836	7.850	(1.000)	104854	20.0000	
	9 1,4-Dichlorobenzene	146	7.863	7.876	(1.003)	85109	10.0000	10.68
$	10 1,2-Dichlorobenzene-d4	152	8.135	8.149	(1.038)	47956	10.0000	10.78
	12 1,2-Dichlorobenzene	146	8.157	8.170	(1.041)	79194	10.0000	11.11
	11 Benzyl alcohol	108	8.135	8.181	(1.038)	53235	10.0000	10.86
	14 2,2'-oxybis(1-Chloropropane)	45	8.387	8.405	(1.070)	133669	10.0000	10.77
	13 2-Methylphenol	108	8.376	8.400	(1.069)	71061	10.0000	10.58
	17 Hexachloroethane	117	8.627	8.635	(1.101)	31270	10.0000	11.24
	16 N-Nitroso-di-n-propylamine	70	8.606	8.662	(1.098)	62221	10.0000	10.88
	15 4-Methylphenol	108	8.611	8.651	(1.099)	71841	10.0000	10.95
$	18 Nitrobenzene-d5	82	8.777	8.806	(0.890)	84834	10.0000	10.16
	19 Nitrobenzene	77	8.803	8.838	(0.892)	88388	10.0000	10.53
	20 Isophorone	82	9.177	9.222	(0.930)	152591	10.0000	10.35
	21 2-Nitrophenol	139	9.316	9.335	(0.944)	33881	10.0000	9.915
	22 2,4-Dimethylphenol	107	9.434	9.468	(0.956)	72359	10.0000	10.61
	23 Bis(2-Chloroethoxy)methane	93	9.572	9.602	(0.970)	96445	10.0000	10.48
	24 Benzoic acid	105	9.690	9.842	(0.982)	81750	20.0000	26.16 (M)
	25 2,4-Dichlorophenol	162	9.695	9.725	(0.983)	54748	10.0000	10.66
	26 1,2,4-Trichlorobenzene	180	9.808	9.826	(0.994)	59832	10.0000	10.82
*	27 Naphthalene-d8	136	9.866	9.880	(1.000)	362567	20.0000	

	Compounds	QUANT SIG MASS	RT	EXP RT	REL RT	RESPONSE	AMOUNTS CAL-AMT (ug/mL)	AMOUNTS ON-COL (ug/mL)
	28 Naphthalene	128	9.893	9.917	(1.003)	223863	10.0000	10.81
	29 4-Chloroaniline	127	10.059	10.083	(1.019)	91389	10.0000	10.83
	30 Hexachlorobutadiene	225	10.208	10.216	(1.035)	28074	10.0000	10.80
	31 4-Chloro-3-methylphenol	107	10.876	10.895	(1.102)	56745	10.0000	10.20
	32 2-Methylnaphthalene	141	11.004	11.023	(1.115)	113688	10.0000	10.81
	33 Hexachlorocyclopentadiene	237	11.378	11.386	(0.896)	14937	10.0000	8.861
	34 2,4,6-Trichlorophenol	196	11.528	11.546	(0.908)	33020	10.0000	10.56
	35 2,4,5-Trichlorophenol	196	11.592	11.605	(0.913)	34385	10.0000	10.26
$	36 2-Fluorobiphenyl	172	11.645	11.669	(0.917)	135736	10.0000	10.94
	37 2-Chloronaphthalene	162	11.773	11.803	(0.927)	113660	10.0000	11.16
	38 2-Nitroaniline	65	12.035	12.065	(0.948)	40769	10.0000	10.27
	39 Dimethylphthalate	163	12.393	12.428	(0.976)	125554	10.0000	10.61
	40 Acenaphthylene	152	12.447	12.470	(0.980)	194084	10.0000	10.97
	41 2,6-Dinitrotoluene	165	12.500	12.535	(0.984)	27804	10.0000	10.39
*	42 Acenaphthene-d10	164	12.698	12.711	(1.000)	184957	20.0000	
	43 3-Nitroaniline	138	12.708	12.748	(1.001)	28906	10.0000	10.02
	44 Acenaphthene	153	12.751	12.775	(1.004)	120900	10.0000	10.86
	45 2,4-Dinitrophenol	184	12.879	12.914	(1.014)	10117	20.0000	15.42
	46 Dibenzofuran	168	13.002	13.031	(1.024)	161406	10.0000	10.80
	47 4-Nitrophenol	109	13.082	13.090	(1.030)	11264	10.0000	10.92 (M)
	48 2,4-Dinitrotoluene	165	13.114	13.154	(1.033)	34350	10.0000	10.22
	50 Diethylphthalate	149	13.531	13.566	(1.066)	119659	10.0000	10.85
	49 Fluorene	166	13.558	13.582	(1.068)	134135	10.0000	11.17
	51 4-Chlorophenyl-phenylether	204	13.584	13.608	(1.070)	59245	10.0000	11.00
	52 4-Nitroaniline	138	13.702	13.774	(1.079)	30522	10.0000	10.27
	53 4,6-Dinitro-2-methylphenol	198	13.761	13.811	(0.914)	24697	20.0000	18.23
	54 N-Nitrosodiphenylamine	169	13.798	13.838	(0.917)	71487	10.0000	10.73
$	55 2,4,6-Tribromophenol	330	13.990	14.014	(1.102)	12785	10.0000	10.28
	56 4-Bromophenyl-phenylether	248	14.359	14.383	(0.954)	30645	10.0000	10.87
	57 Hexachlorobenzene	284	14.573	14.602	(0.968)	30625	10.0000	10.73
	58 Pentachlorophenol	266	14.888	14.917	(0.989)	13270	10.0000	9.135
*	59 Phenanthrene-d10	188	15.054	15.067	(1.000)	255069	20.0000	
	60 Phenanthrene	178	15.091	15.120	(1.002)	161997	10.0000	10.86
	61 Anthracene	178	15.155	15.190	(1.007)	172124	10.0000	10.90
	62 Carbazole	167	15.460	15.494	(1.027)	153957	10.0000	10.60
	63 Di-n-butylphthalate	149	16.159	16.178	(1.073)	187308	10.0000	10.88
	64 Fluoranthene	202	17.009	17.043	(1.130)	165259	10.0000	10.77
	65 Pyrene	202	17.361	17.396	(0.898)	172968	10.0000	10.23
$	66 Terphenyl-d14	244	17.677	17.706	(0.914)	104532	10.0000	9.963
	67 Butylbenzylphthalate	149	18.558	18.582	(0.960)	83500	10.0000	10.24
	68 Benzo(a)anthracene	228	19.306	19.340	(0.998)	150587	10.0000	10.22
*	69 Chrysene-d12	240	19.338	19.362	(1.000)	195131	20.0000	
	70 3,3'-Dichlorobenzidine	252	19.343	19.373	(1.000)	52926	10.0000	10.25
	71 Chrysene	228	19.375	19.415	(1.002)	147079	10.0000	10.31
	72 bis(2-Ethylhexyl)phthalate	149	19.530	19.543	(0.955)	122966	10.0000	10.46
*	134 Di-n-octylphthalate-d4	153	20.454	20.473	(1.000)	402599	20.0000	
	73 Di-n-octylphthalate	149	20.465	20.489	(1.001)	221113	10.0000	10.46

	Compounds	QUANT SIG MASS	RT	EXP RT	REL RT	RESPONSE	AMOUNTS CAL-AMT (ug/mL)	ON-COL (ug/mL)
74	Benzo(b)fluoranthene	252	20.951	21.002	(0.975)	173971	10.0000	10.47
75	Benzo(k)fluoranthene	252	20.983	21.034	(0.977)	175740	10.0000	10.41
76	Benzo(a)pyrene	252	21.400	21.456	(0.996)	160776	10.0000	11.00
* 77	Perylene-d12	264	21.485	21.509	(1.000)	238853	20.0000	
78	Indeno(1,2,3-cd)pyrene	276	22.949	23.000	(1.068)	137244	10.0000	11.00
79	Dibenzo(a,h)anthracene	278	22.971	23.043	(1.069)	104966	10.0000	11.16
80	Benzo(g,h,i)perylene	276	23.339	23.422	(1.086)	119965	10.0000	10.77
90	N-Nitrosodimethylamine	74	3.739	3.774	(0.477)	56248	10.0000	10.04
103	Pyridine	79	3.707	3.704	(0.473)	103179	10.0000	10.64 (M)
91	Aniline	93	7.414	7.438	(0.946)	134695	10.0000	10.62
105	1-methylnaphthalene	141	11.175	11.194	(1.133)	115045	10.0000	10.79
93	Benzidine	184	17.292	17.316	(0.894)	72135	10.0000	10.53
98	Retene	219	17.912	17.936	(0.926)	52498	10.0000	9.946
111	Azobenzene (1,2-DP-Hydrazine)	77	13.830	13.859	(1.089)	148705	10.0000	10.27
144	alpha-Terpineol	59	9.920	9.949	(1.005)	42764	10.0000	10.39
143	1,4-Dioxane	58	3.178	3.186	(0.406)	27087	10.0000	10.30
$ 145	d8-1,4-Dioxane	96	3.135	3.138	(0.400)	43488	10.0000	10.48
133	Butylatedhydroxytoluene	205	12.863	12.887	(1.013)	94647	10.0000	11.18
115	Tributyl Phosphate	99	13.889	13.961	(0.923)	148253	10.0000	12.58
116	Dibutyl Phenyl Phosphate	175	15.604	15.633	(1.037)	86701	10.0000	11.11
117	Butyl Diphenyl Phosphate	94	17.281	17.300	(0.894)	33307	10.0000	10.41
118	Triphenyl Phosphate	326	18.873	18.897	(0.976)	26921	10.0000	10.16

QC Flag Legend

M - Compound response manually integrated.

Analytical Resources, Inc.

INTERNAL STANDARD COMPOUNDS
AREA AND RT SUMMARY

Instrument ID: nt6.i
Lab File ID: 0100718.d
Lab Smp Id: ABN 10
Analysis Type: SV
Quant Type: ISTD
Operator: LJR/VS
Method File: /chem1/nt6.i/20050718.b/SW846.m
Misc Info:

Calibration Date: 18-JUL-2005
Calibration Time: 15:03

Level:
Sample Type:

COMPOUND	STANDARD	AREA LIMIT LOWER	AREA LIMIT UPPER	SAMPLE	%DIFF
8 1,4-Dichlorobenze	99236	49618	198472	104854	5.66
27 Naphthalene-d8	351454	175727	702908	362567	3.16
42 Acenaphthene-d10	182658	91329	365316	184957	1.26
59 Phenanthrene-d10	260034	130017	520068	255069	-1.91
69 Chrysene-d12	179938	89969	359876	195131	8.44
134 Di-n-octylphthala	368961	184480	737922	402599	9.12
77 Perylene-d12	233857	116928	467714	238853	2.14

COMPOUND	STANDARD	RT LIMIT LOWER	RT LIMIT UPPER	SAMPLE	%DIFF
8 1,4-Dichlorobenze	7.84	7.34	8.34	7.84	-0.06
27 Naphthalene-d8	9.87	9.37	10.37	9.87	-0.05
42 Acenaphthene-d10	12.70	12.20	13.20	12.70	-0.04
59 Phenanthrene-d10	15.06	14.56	15.56	15.05	-0.03
69 Chrysene-d12	19.34	18.84	19.84	19.34	-0.02
134 Di-n-octylphthala	20.46	19.96	20.96	20.45	-0.02
77 Perylene-d12	21.49	20.99	21.99	21.49	-0.02

AREA UPPER LIMIT = +100% of internal standard area.
AREA LOWER LIMIT = - 50% of internal standard area.
RT UPPER LIMIT = + 0.50 minutes of internal standard RT.
RT LOWER LIMIT = - 0.50 minutes of internal standard RT.

Data File: /chem1/nt6.i/20050718.b/0100718.d
Date : 18-JUL-2005 17:57
Client ID:
Sample Info: ABN 10

Instrument: nt6.i

Operator: LJR/VS
Column diameter: 0.32

Column phase: RTX-5

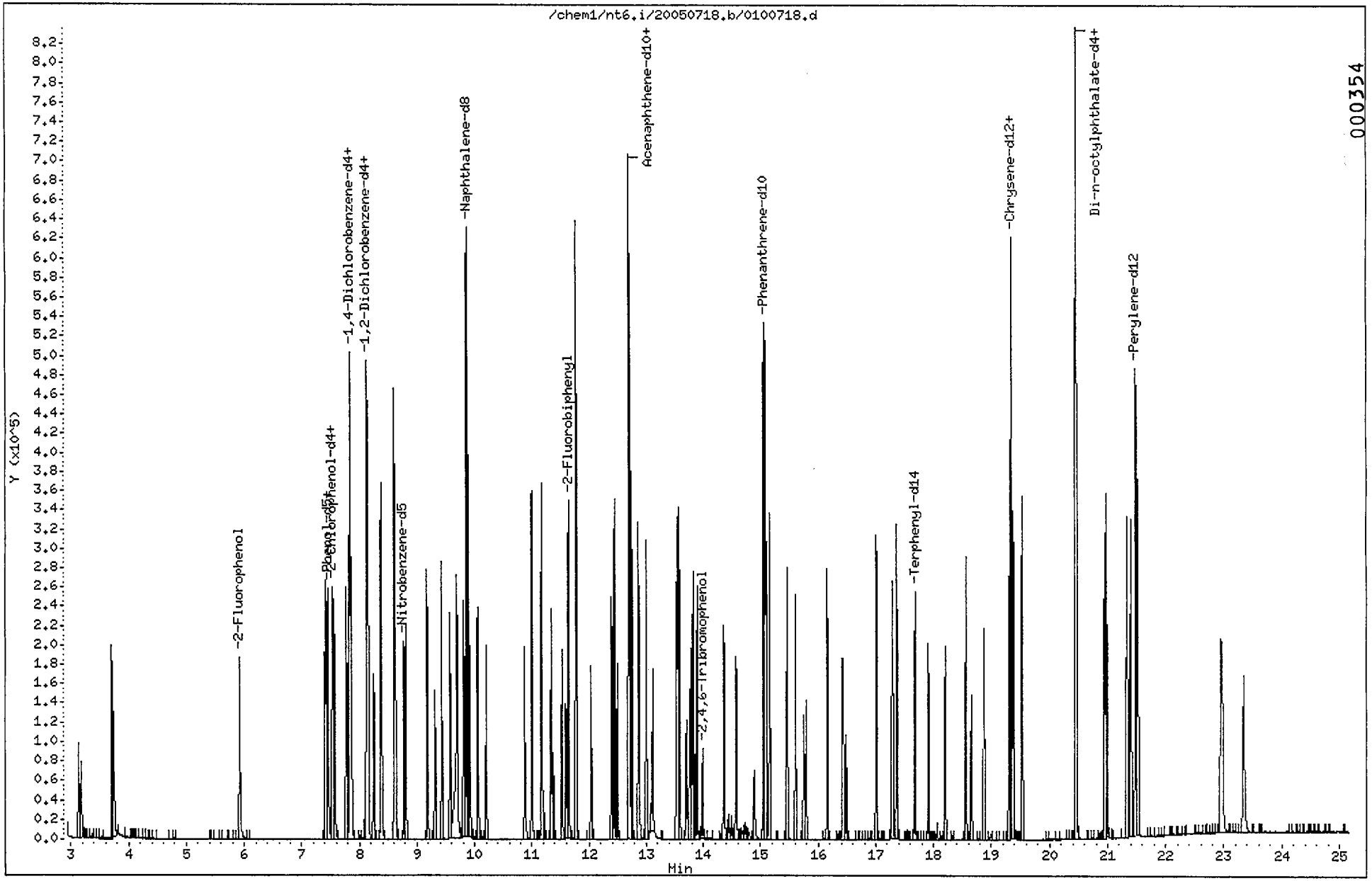

Data File: /chem1/nt6.i/20050718.b/0100718.d
Injection Date: 18-JUL-2005 17:57
Instrument: nt6.i
Client Sample ID:

Compound: Benzoic acid
CAS Number: 65-85-0

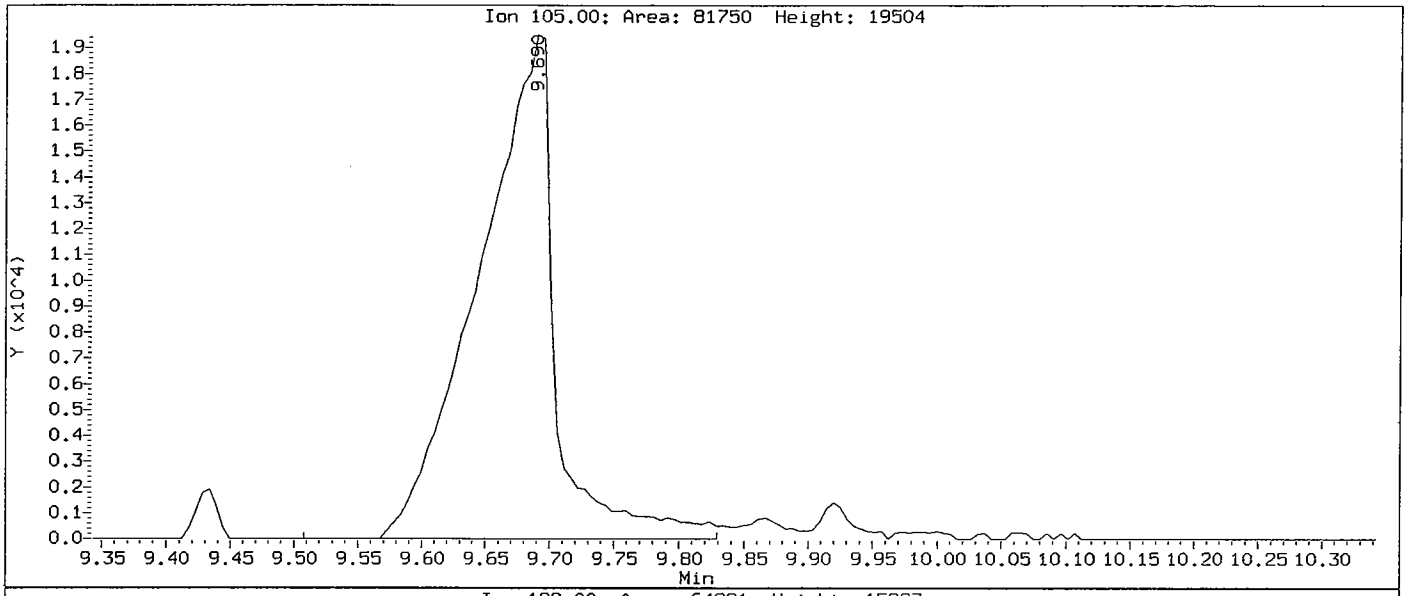

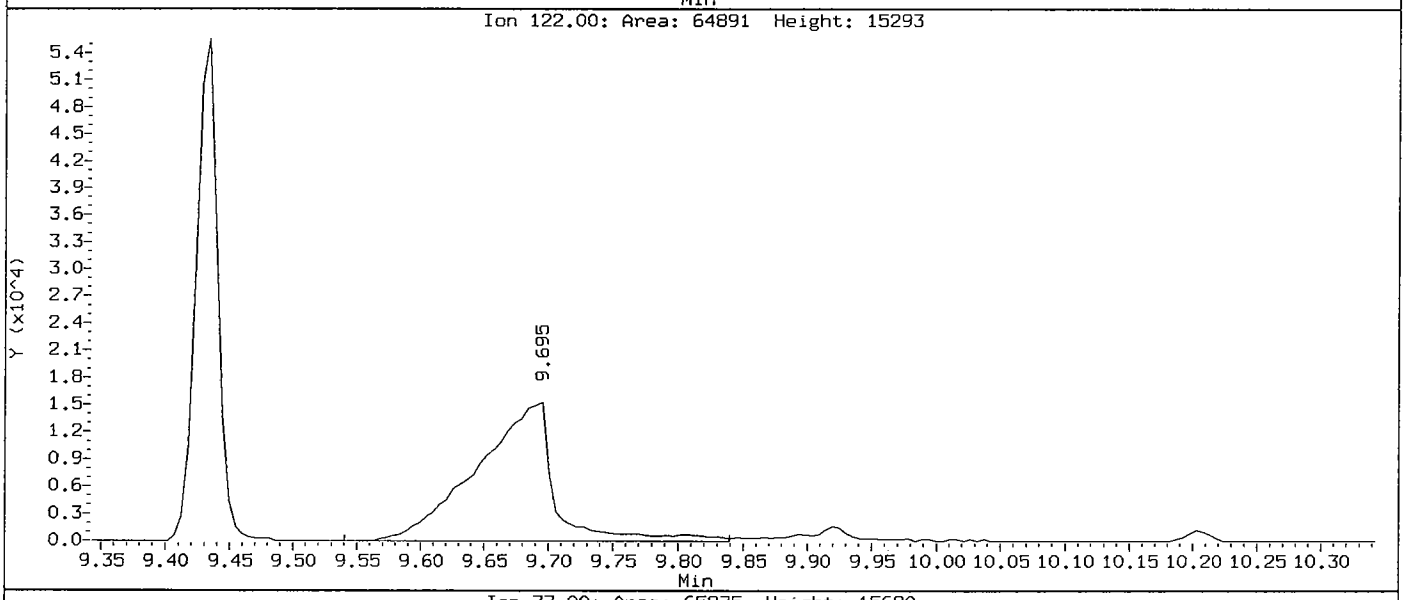

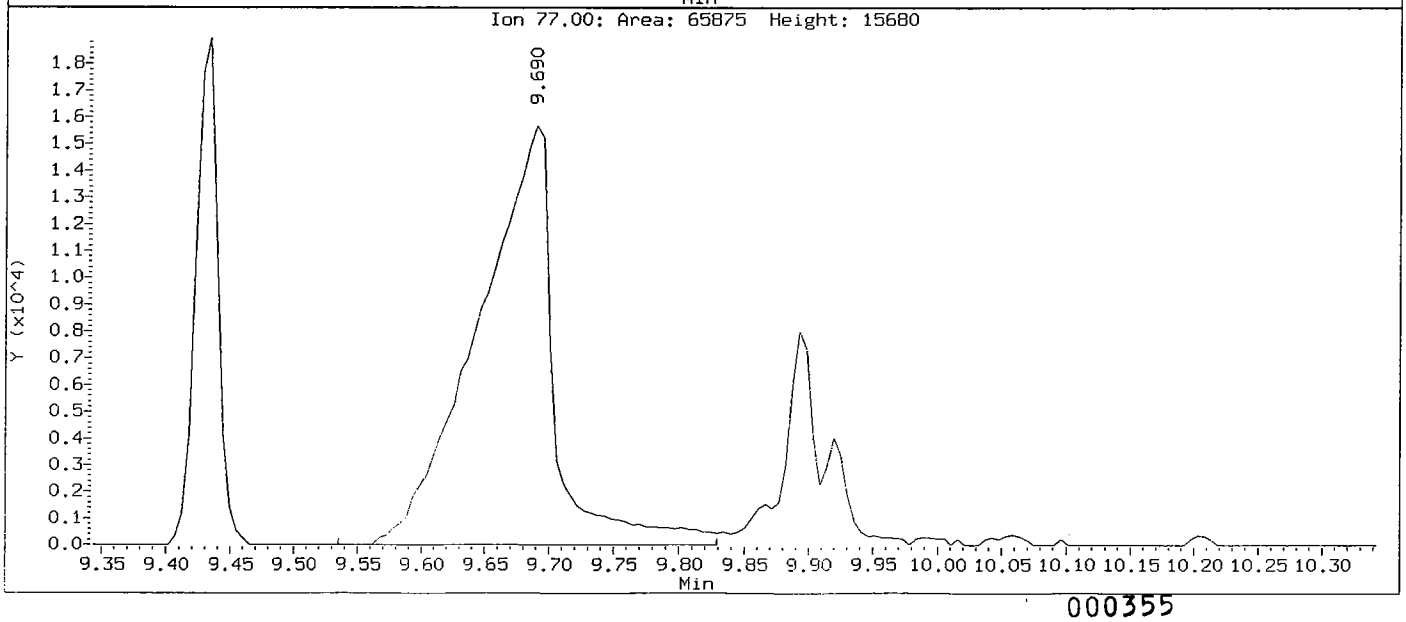

Data File: /chem1/nt6.i/20050718.b/0100718.d
Injection Date: 18-JUL-2005 17:57
Instrument: nt6.i
Client Sample ID:

Compound: 4-Nitrophenol
CAS Number: 100-02-7

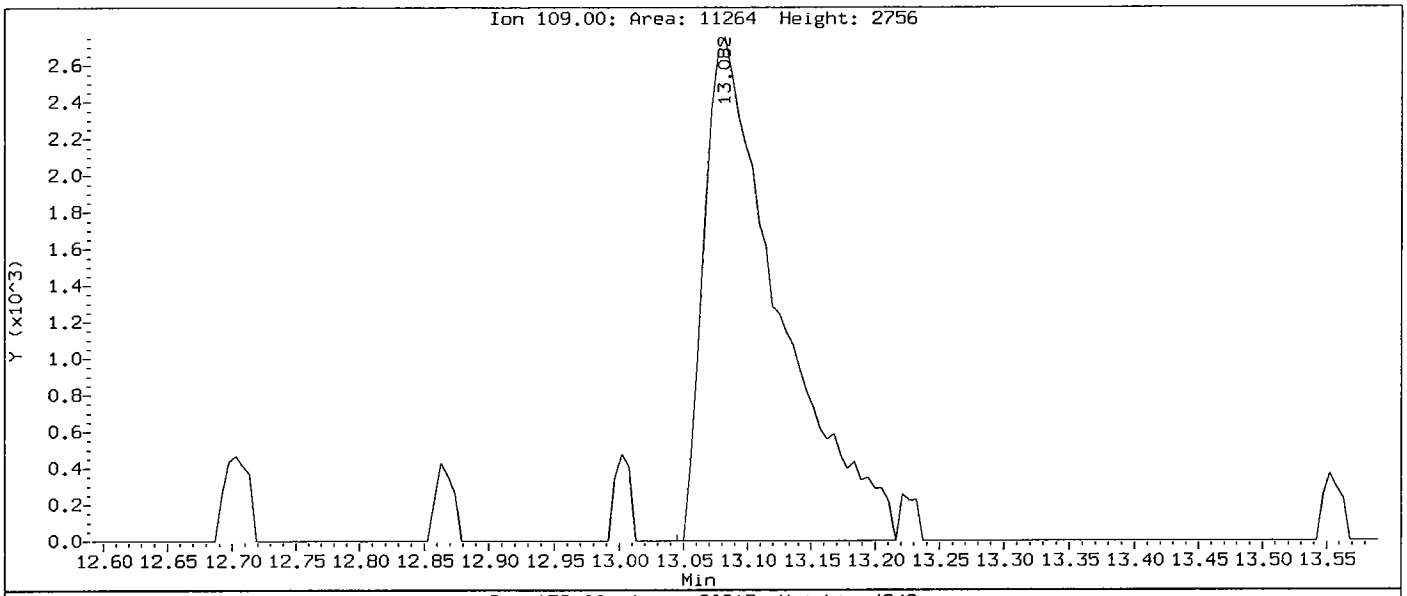

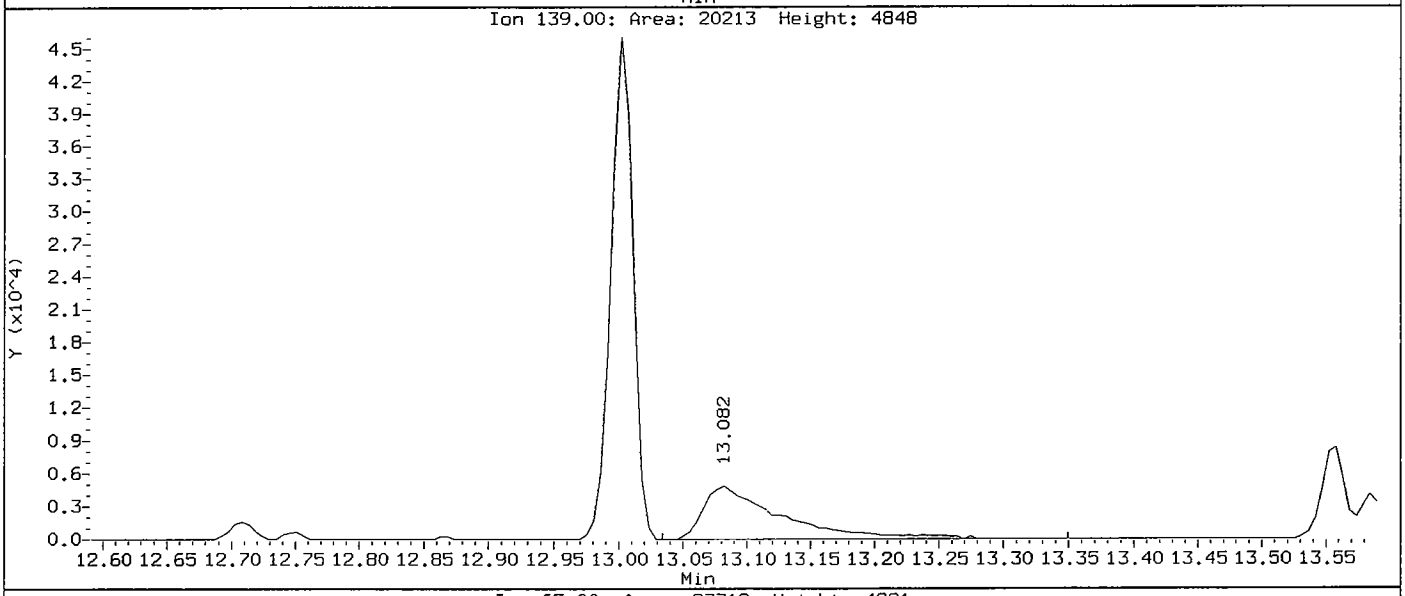

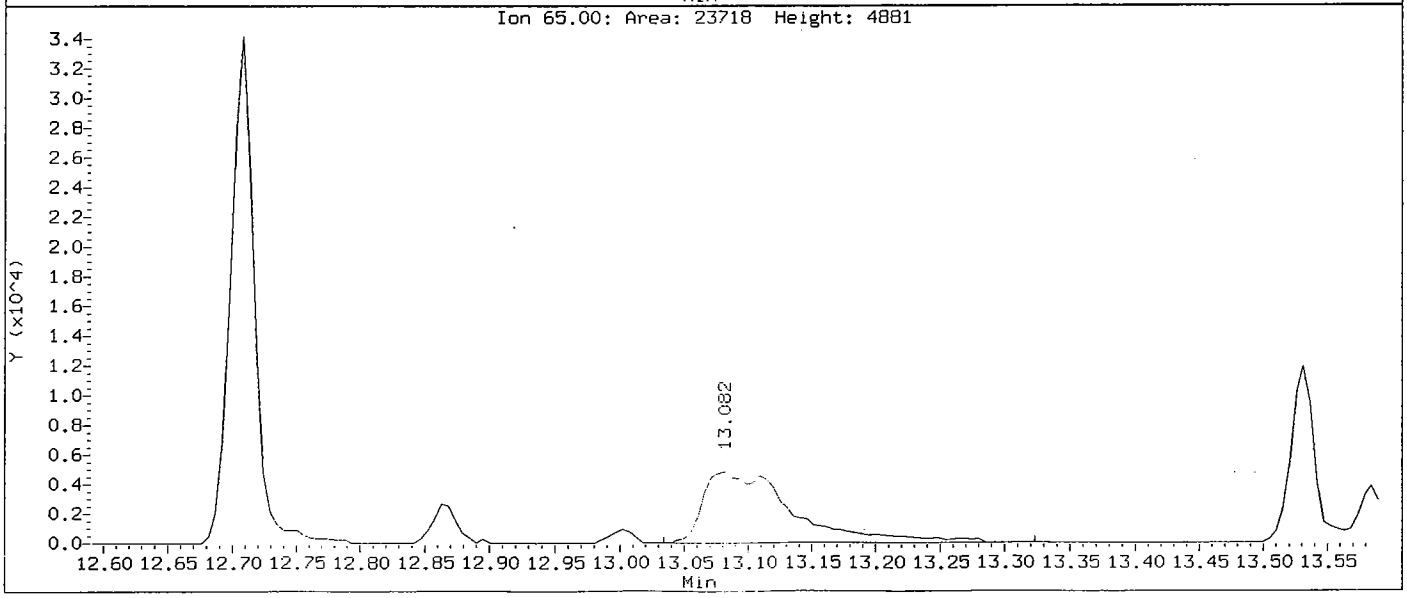

Data File: /chem1/nt6.i/20050718.b/0100718.d
Injection Date: 18-JUL-2005 17:57
Instrument: nt6.i
Client Sample ID:

Compound: Pyridine
CAS Number:

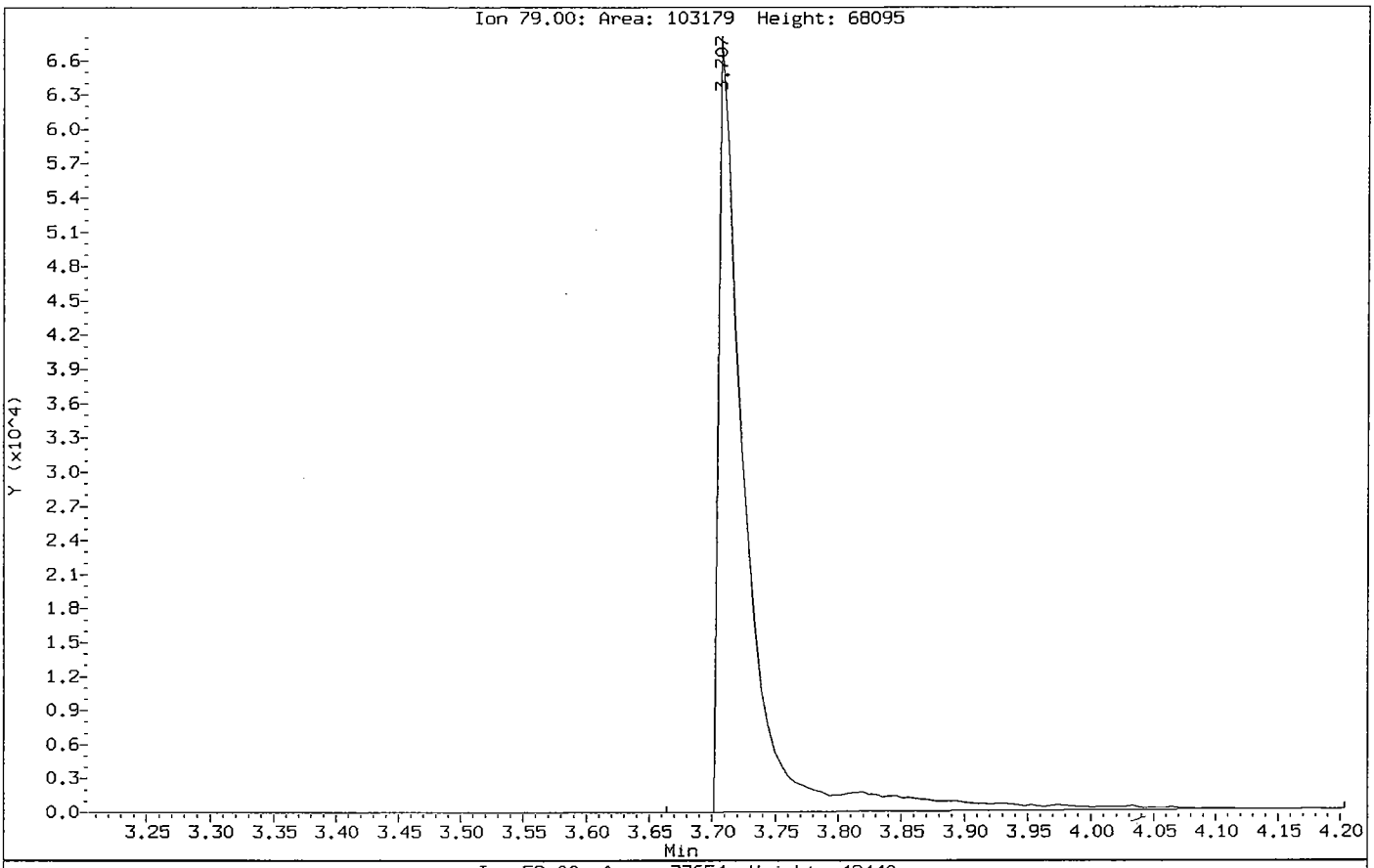

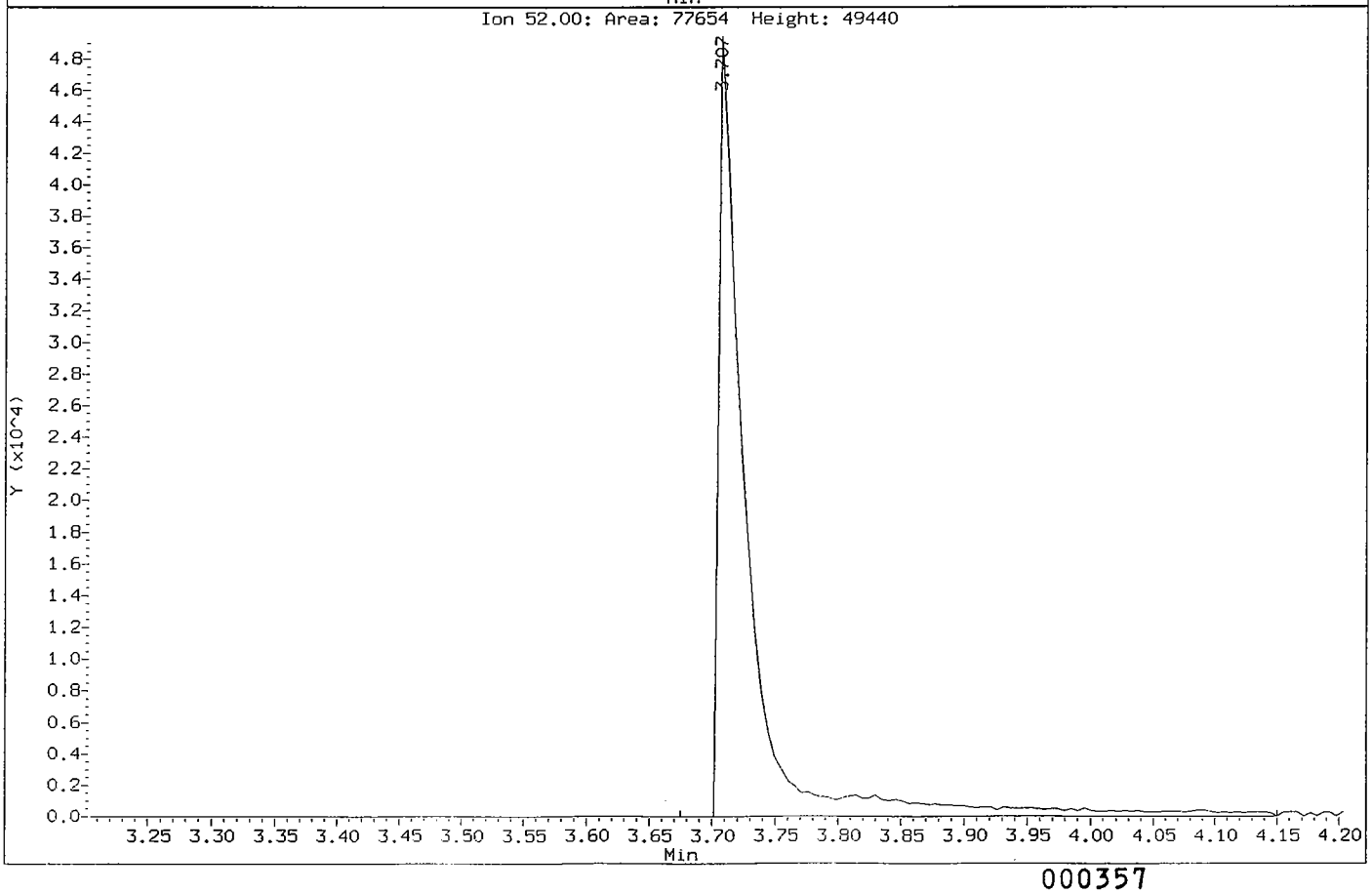

Analytical Resources, Inc.

Semivolatile Report SW846 Method 8270C

Data file : /chem1/nt6.i/20050718.b/0250718.d
Lab Smp Id: ABN 25
Inj Date : 18-JUL-2005 15:03
Operator : LJR/VS Inst ID: nt6.i
Smp Info : ABN 25
Misc Info :
Comment : 1ul Injection
Method : /chem1/nt6.i/20050718.b/SW846.m
Meth Date : 19-Jul-2005 10:03 jeff Quant Type: ISTD
Cal Date : 18-JUL-2005 15:03 Cal File: 0250718.d
Als bottle: 1 Calibration Sample, Level: 4
Dil Factor: 1.00000
Integrator: HP RTE Compound Sublist: ICAL.sub
Target Version: 3.50

	Compounds	QUANT SIG MASS	RT	EXP RT	REL RT	RESPONSE	AMOUNTS CAL-AMT (ug/mL)	AMOUNTS ON-COL (ug/mL)
$	1 2-Fluorophenol	112	5.923	5.937	(0.755)	181575	25.0000	25.91
$	2 Phenol-d5	99	7.446	7.476	(0.950)	206027	25.0000	25.29
	3 Phenol	94	7.467	7.497	(0.952)	233002	25.0000	25.27
$	5 2-Chlorophenol-d4	132	7.553	7.572	(0.963)	164864	25.0000	25.52
	4 Bis(2-Chloroethyl)ether	93	7.537	7.561	(0.961)	193259	25.0000	25.06
	6 2-Chlorophenol	128	7.574	7.593	(0.966)	182470	25.0000	26.18
	7 1,3-Dichlorobenzene	146	7.777	7.791	(0.992)	188699	25.0000	25.32
*	8 1,4-Dichlorobenzene-d4	152	7.841	7.850	(1.000)	99236	20.0000	
	9 1,4-Dichlorobenzene	146	7.862	7.876	(1.003)	189600	25.0000	25.13
$	10 1,2-Dichlorobenzene-d4	152	8.135	8.149	(1.037)	105345	25.0000	25.03
	12 1,2-Dichlorobenzene	146	8.156	8.170	(1.040)	169128	25.0000	25.06
	11 Benzyl alcohol	108	8.146	8.181	(1.039)	114880	25.0000	24.77
	14 2,2'-oxybis(1-Chloropropane)	45	8.391	8.405	(1.070)	295495	25.0000	25.15
	13 2-Methylphenol	108	8.381	8.400	(1.069)	164604	25.0000	25.91
	17 Hexachloroethane	117	8.632	8.635	(1.101)	67201	25.0000	25.53
	16 N-Nitroso-di-n-propylamine	70	8.621	8.662	(1.099)	132065	25.0000	24.39
	15 4-Methylphenol	108	8.616	8.651	(1.099)	160759	25.0000	25.89
$	18 Nitrobenzene-d5	82	8.781	8.806	(0.890)	202468	25.0000	25.01
	19 Nitrobenzene	77	8.813	8.838	(0.893)	205785	25.0000	25.30
	20 Isophorone	82	9.187	9.222	(0.931)	352797	25.0000	24.67
	21 2-Nitrophenol	139	9.315	9.335	(0.944)	85379	25.0000	25.77
	22 2,4-Dimethylphenol	107	9.438	9.468	(0.956)	167952	25.0000	25.40
	23 Bis(2-Chloroethoxy)methane	93	9.583	9.602	(0.971)	218831	25.0000	24.54
	24 Benzoic acid	105	9.711	9.842	(0.984)	106617	25.0000	35.09(M)
	25 2,4-Dichlorophenol	162	9.700	9.725	(0.983)	127679	25.0000	25.64
	26 1,2,4-Trichlorobenzene	180	9.812	9.826	(0.994)	132951	25.0000	24.80
*	27 Naphthalene-d8	136	9.871	9.880	(1.000)	351454	20.0000	

	Compounds	QUANT SIG MASS	RT	EXP RT	REL RT	RESPONSE	AMOUNTS CAL-AMT (ug/mL)	AMOUNTS ON-COL (ug/mL)
	28 Naphthalene	128	9.898	9.917	(1.003)	486991	25.0000	24.26
	29 4-Chloroaniline	127	10.063	10.083	(1.019)	206594	25.0000	25.26
	30 Hexachlorobutadiene	225	10.208	10.216	(1.034)	62738	25.0000	24.89
	31 4-Chloro-3-methylphenol	107	10.875	10.895	(1.102)	137996	25.0000	25.59
	32 2-Methylnaphthalene	141	11.009	11.023	(1.115)	246294	25.0000	24.16
	33 Hexachlorocyclopentadiene	237	11.378	11.386	(0.896)	46019	25.0000	27.64
	34 2,4,6-Trichlorophenol	196	11.532	11.546	(0.908)	79753	25.0000	25.83
	35 2,4,5-Trichlorophenol	196	11.591	11.605	(0.913)	86347	25.0000	26.09
$	36 2-Fluorobiphenyl	172	11.650	11.669	(0.917)	304993	25.0000	24.89
	37 2-Chloronaphthalene	162	11.778	11.803	(0.927)	235911	25.0000	23.46
	38 2-Nitroaniline	65	12.040	12.065	(0.948)	98797	25.0000	25.21
	39 Dimethylphthalate	163	12.403	12.428	(0.976)	289124	25.0000	24.74
	40 Acenaphthylene	152	12.451	12.470	(0.980)	433428	25.0000	24.80
	41 2,6-Dinitrotoluene	165	12.510	12.535	(0.985)	67797	25.0000	25.65
*	42 Acenaphthene-d10	164	12.702	12.711	(1.000)	182658	20.0000	
	43 3-Nitroaniline	138	12.718	12.748	(1.001)	73021	25.0000	25.63
	44 Acenaphthene	153	12.756	12.775	(1.004)	266583	25.0000	24.25
	45 2,4-Dinitrophenol	184	12.879	12.914	(1.014)	15591	25.0000	24.06
	46 Dibenzofuran	168	13.012	13.031	(1.024)	359238	25.0000	24.35
	47 4-Nitrophenol	109	13.066	13.090	(1.029)	32441	25.0000	31.84
	48 2,4-Dinitrotoluene	165	13.124	13.154	(1.033)	85005	25.0000	25.60
	50 Diethylphthalate	149	13.541	13.566	(1.066)	272626	25.0000	25.04
	49 Fluorene	166	13.562	13.582	(1.068)	290119	25.0000	24.47
	51 4-Chlorophenyl-phenylether	204	13.589	13.608	(1.070)	132277	25.0000	24.86
	52 4-Nitroaniline	138	13.717	13.774	(1.080)	73540	25.0000	25.06
	53 4,6-Dinitro-2-methylphenol	198	13.771	13.811	(0.914)	34097	25.0000	24.68
	54 N-Nitrosodiphenylamine	169	13.808	13.838	(0.917)	166663	25.0000	24.53
$	55 2,4,6-Tribromophenol	330	13.995	14.014	(1.102)	32233	25.0000	26.24
	56 4-Bromophenyl-phenylether	248	14.364	14.383	(0.954)	70197	25.0000	24.42
	57 Hexachlorobenzene	284	14.583	14.602	(0.968)	69713	25.0000	23.95
	58 Pentachlorophenol	266	14.893	14.917	(0.989)	40525	25.0000	27.37
*	59 Phenanthrene-d10	188	15.058	15.067	(1.000)	260034	20.0000	
	60 Phenanthrene	178	15.096	15.120	(1.002)	344025	25.0000	22.63
	61 Anthracene	178	15.165	15.190	(1.007)	384812	25.0000	23.91
	62 Carbazole	167	15.470	15.494	(1.027)	353093	25.0000	23.84
	63 Di-n-butylphthalate	149	16.164	16.178	(1.073)	432009	25.0000	24.62
	64 Fluoranthene	202	17.019	17.043	(1.130)	375963	25.0000	24.03
	65 Pyrene	202	17.371	17.396	(0.898)	383917	25.0000	24.61
$	66 Terphenyl-d14	244	17.687	17.706	(0.914)	241964	25.0000	25.01
	67 Butylbenzylphthalate	149	18.563	18.582	(0.960)	192439	25.0000	25.59
	68 Benzo(a)anthracene	228	19.316	19.340	(0.999)	332629	25.0000	24.49
*	69 Chrysene-d12	240	19.343	19.362	(1.000)	179938	20.0000	
	70 3,3'-Dichlorobenzidine	252	19.348	19.373	(1.000)	117729	25.0000	24.72
	71 Chrysene	228	19.385	19.415	(1.002)	314840	25.0000	23.93
	72 bis(2-Ethylhexyl)phthalate	149	19.530	19.543	(0.955)	274325	25.0000	25.45
*	134 Di-n-octylphthalate-d4	153	20.459	20.473	(1.000)	368961	20.0000	
	73 Di-n-octylphthalate	149	20.470	20.489	(1.001)	469874	25.0000	24.26

	Compounds	QUANT SIG MASS	RT	EXP RT	REL RT	RESPONSE	AMOUNTS CAL-AMT (ug/mL)	AMOUNTS ON-COL (ug/mL)
74	Benzo(b)fluoranthene	252	20.961	21.002	(0.975)	382606	25.0000	23.52
75	Benzo(k)fluoranthene	252	20.999	21.034	(0.977)	364916	25.0000	22.08
76	Benzo(a)pyrene	252	21.415	21.456	(0.997)	351810	25.0000	24.58
* 77	Perylene-d12	264	21.490	21.509	(1.000)	233857	20.0000	
78	Indeno(1,2,3-cd)pyrene	276	22.965	23.000	(1.069)	351353	25.0000	28.76
79	Dibenzo(a,h)anthracene	278	22.986	23.043	(1.070)	277494	25.0000	30.13
80	Benzo(g,h,i)perylene	276	23.360	23.422	(1.087)	310027	25.0000	28.42
90	N-Nitrosodimethylamine	74	3.744	3.774	(0.477)	133540	25.0000	25.19
103	Pyridine	79	3.696	3.704	(0.471)	240293	25.0000	25.59 (M)
91	Aniline	93	7.419	7.438	(0.946)	293341	25.0000	24.44
105	1-methylnaphthalene	141	11.180	11.194	(1.133)	250642	25.0000	24.25
93	Benzidine	184	17.297	17.316	(0.894)	157543	25.0000	24.94
98	Retene	219	17.916	17.936	(0.926)	122082	25.0000	25.08
111	Azobenzene (1,2-DP-Hydrazine)	77	13.840	13.859	(1.090)	361508	25.0000	25.29
144	alpha-Terpineol	59	9.924	9.949	(1.005)	102185	25.0000	25.61
143	1,4-Dioxane	58	3.172	3.186	(0.405)	63047	25.0000	25.32
$ 145	d8-1,4-Dioxane	96	3.129	3.138	(0.399)	99317	25.0000	25.28
133	Butylatedhydroxytoluene	205	12.868	12.887	(1.013)	202324	25.0000	24.20
115	Tributyl Phosphate	99	13.904	13.961	(0.923)	351787	25.0000	29.28
116	Dibutyl Phenyl Phosphate	175	15.614	15.633	(1.037)	202866	25.0000	25.50
117	Butyl Diphenyl Phosphate	94	17.286	17.300	(0.894)	77634	25.0000	26.32
118	Triphenyl Phosphate	326	18.878	18.897	(0.976)	62635	25.0000	25.62

QC Flag Legend

M - Compound response manually integrated.

Analytical Resources, Inc.

INTERNAL STANDARD COMPOUNDS
AREA AND RT SUMMARY

Instrument ID: nt6.i
Lab File ID: 0250718.d
Lab Smp Id: ABN 25
Analysis Type: SV
Quant Type: ISTD
Operator: LJR/VS
Method File: /chem1/nt6.i/20050718.b/SW846.m
Misc Info:

Calibration Date: 18-JUL-2005
Calibration Time: 15:03

Level:
Sample Type:

		AREA LIMIT			
COMPOUND	STANDARD	LOWER	UPPER	SAMPLE	%DIFF
8 1,4-Dichlorobenze	99236	49618	198472	99236	0.00
27 Naphthalene-d8	351454	175727	702908	351454	0.00
42 Acenaphthene-d10	182658	91329	365316	182658	0.00
59 Phenanthrene-d10	260034	130017	520068	260034	0.00
69 Chrysene-d12	179938	89969	359876	179938	0.00
134 Di-n-octylphthala	368961	184480	737922	368961	0.00
77 Perylene-d12	233857	116928	467714	233857	0.00

		RT LIMIT			
COMPOUND	STANDARD	LOWER	UPPER	SAMPLE	%DIFF
8 1,4-Dichlorobenze	7.84	7.34	8.34	7.84	0.00
27 Naphthalene-d8	9.87	9.37	10.37	9.87	0.00
42 Acenaphthene-d10	12.70	12.20	13.20	12.70	0.00
59 Phenanthrene-d10	15.06	14.56	15.56	15.06	0.00
69 Chrysene-d12	19.34	18.84	19.84	19.34	0.00
134 Di-n-octylphthala	20.46	19.96	20.96	20.46	0.00
77 Perylene-d12	21.49	20.99	21.99	21.49	0.00

AREA UPPER LIMIT = +100% of internal standard area.
AREA LOWER LIMIT = - 50% of internal standard area.
RT UPPER LIMIT = + 0.50 minutes of internal standard RT.
RT LOWER LIMIT = - 0.50 minutes of internal standard RT.

Data File: /chem1/nt6.i/20050718.b/0250718.d
Date : 18-JUL-2005 15:03
Client ID:
Sample Info: ABN 25

Column phase: RTX-5

Instrument: nt6.i

Operator: LJR/VS
Column diameter: 0.32

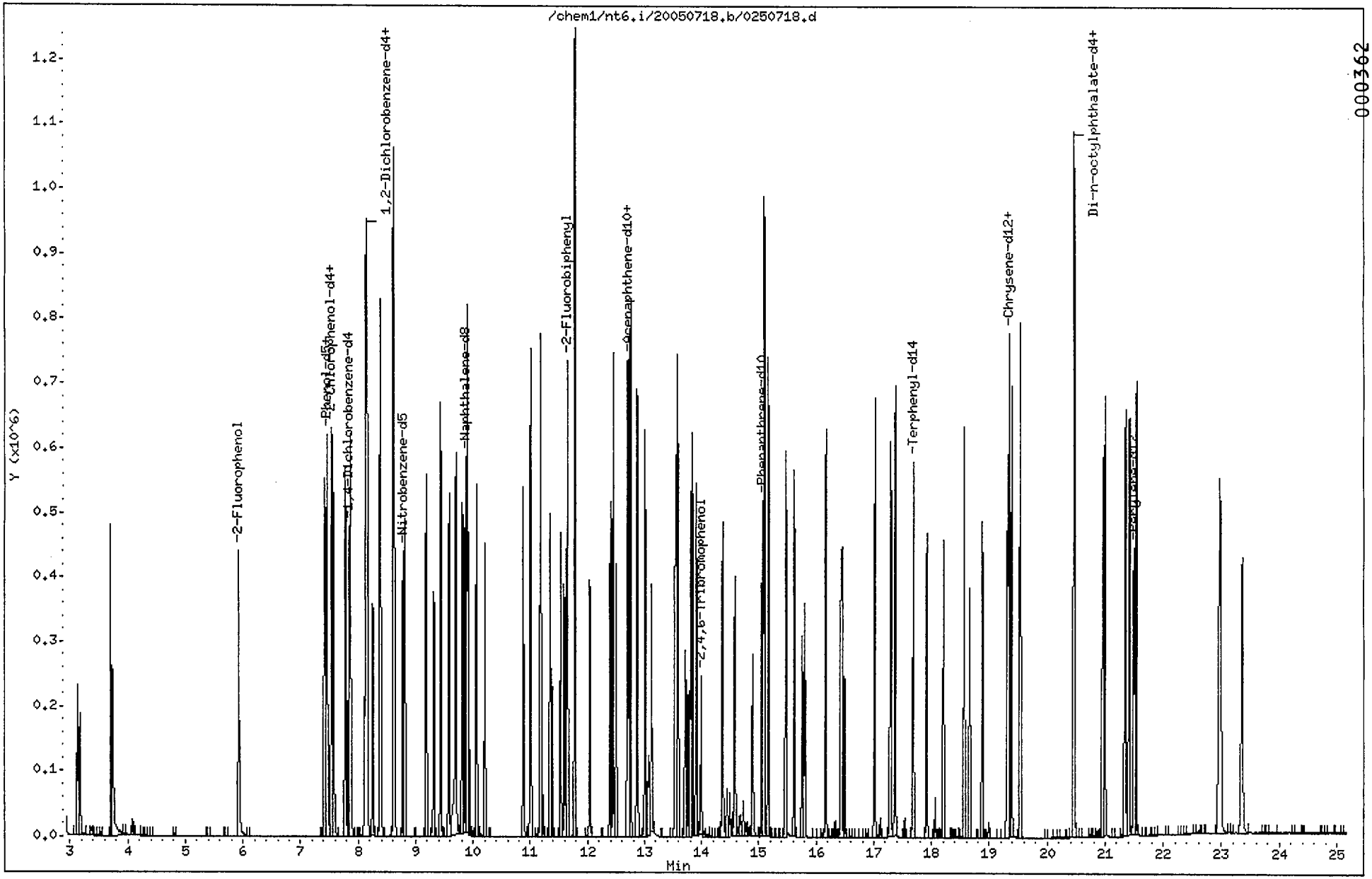

000362

Data File: /chem1/nt6.i/20050718.b/0250718.d
Injection Date: 18-JUL-2005 15:03
Instrument: nt6.i
Client Sample ID:

Compound: Benzoic acid
CAS Number: 65-85-0

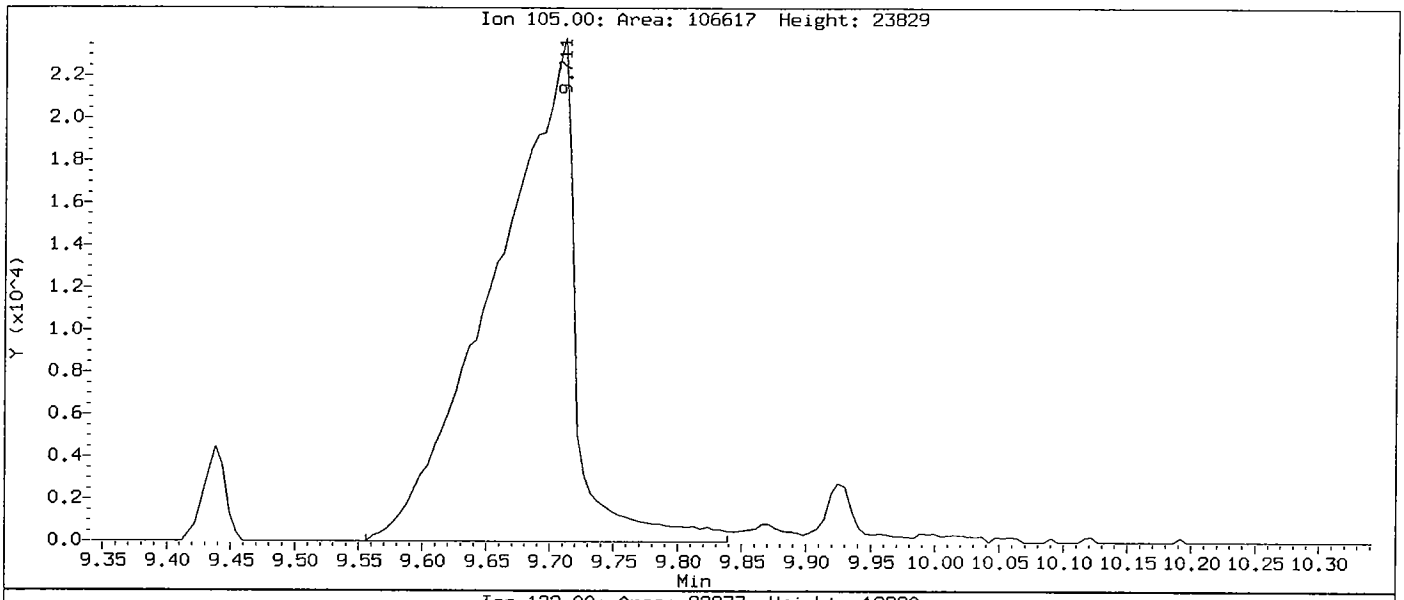

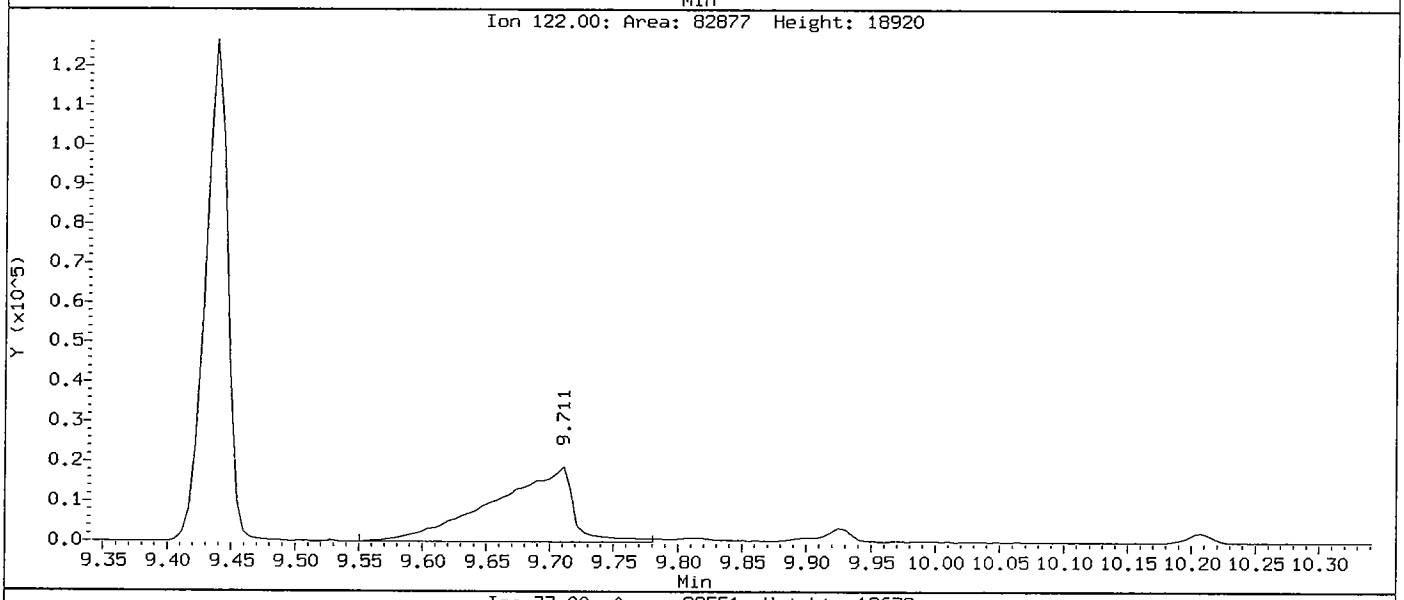

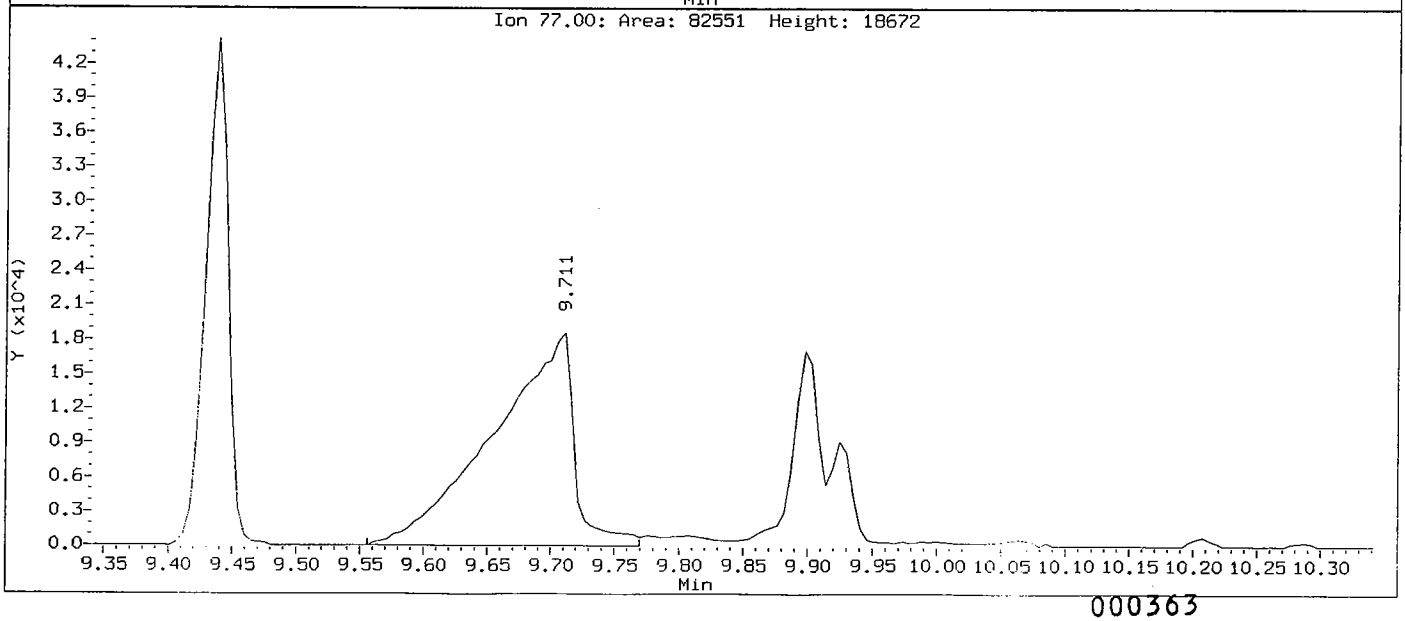

Data File: /chem1/nt6.i/20050718.b/0250718.d
Injection Date: 18-JUL-2005 15:03
Instrument: nt6.i
Client Sample ID:

Compound: Pyridine
CAS Number:

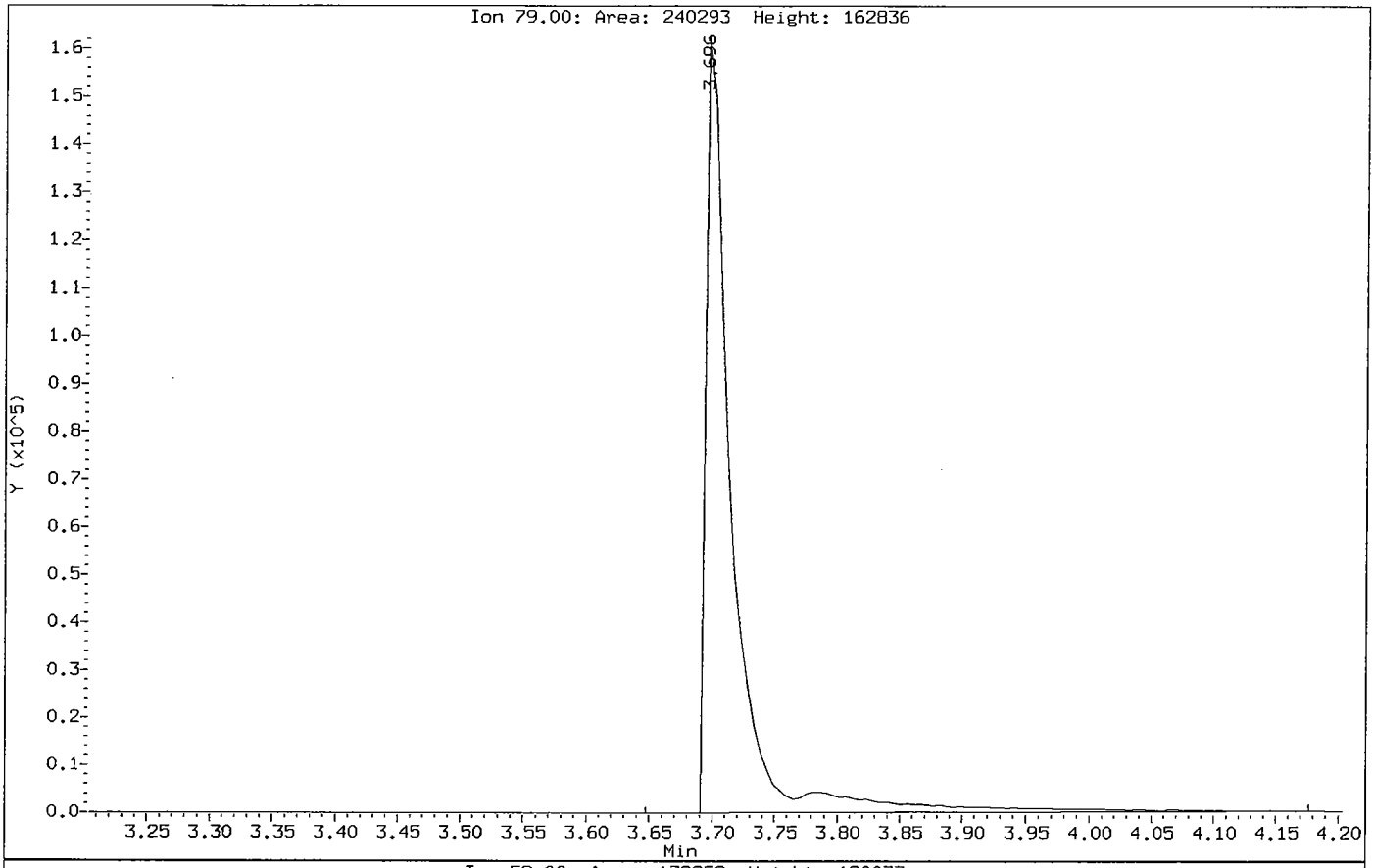

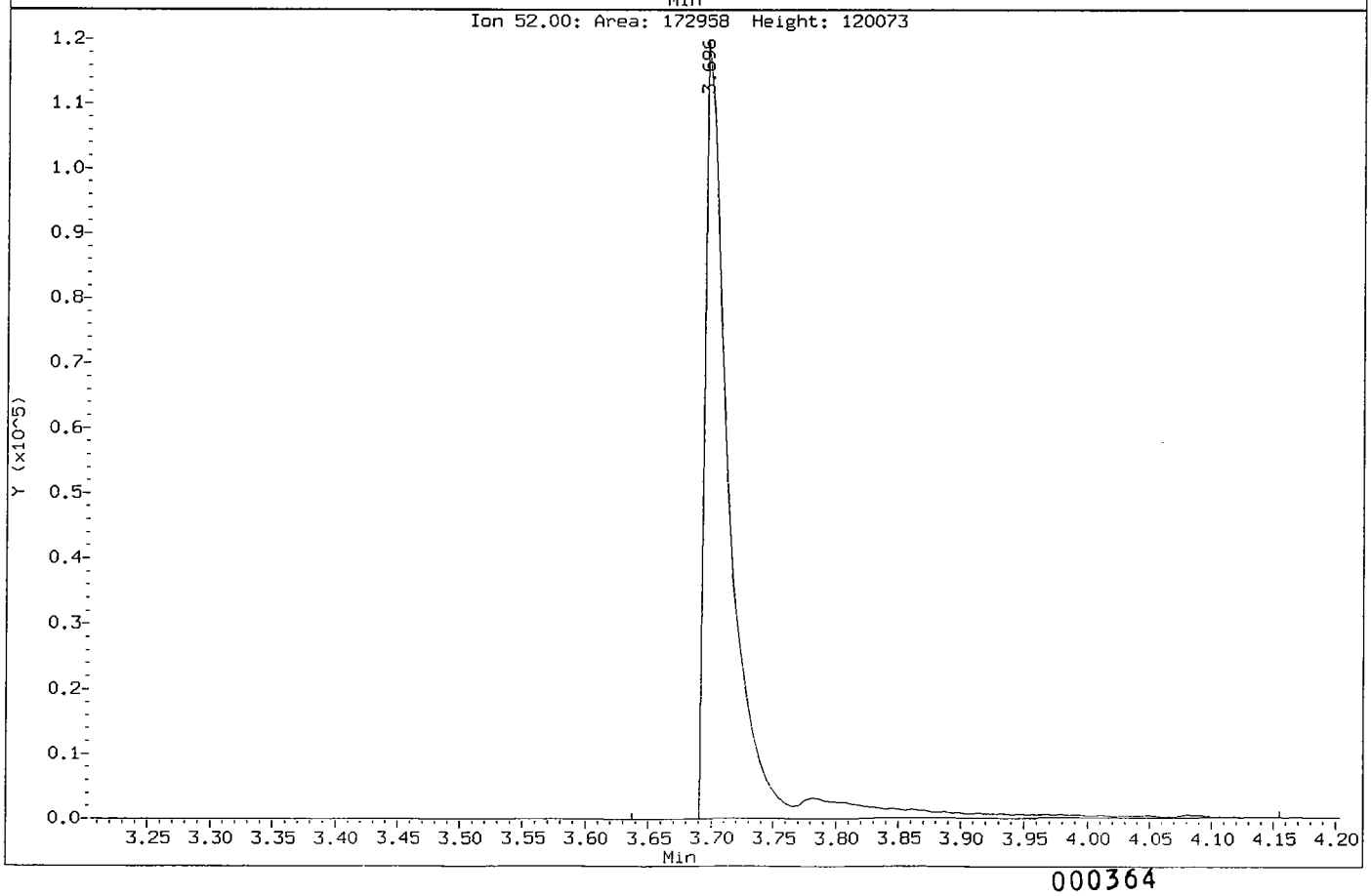

Analytical Resources Inc.
ABN by sw846 8270C
DDT Breakdown Report

Data file: /chem1/nt6.i/20050718.b/ddt.b/0250718.d ARI ID:
Method: /chem1/nt6.i/20050718.b/ddt.b/sw846ddt.m Misc:
Analysis Date: 18-JUL-2005 15:03 Instrument: nt6.i

COMPOUND	RT	AREA
Pentachlorophenol	14.893	40249
Benzidine	17.297	157543
4,4'-DDE	----	----
4,4'-DDD	18.189	3188
4,4'-DDT	18.659	88409

LJR 7/19/05

$$\text{DDT Percent Breakdown} = \frac{(\text{DDE Area} + \text{DDD Area}) * 100}{(\text{DDE Area} + \text{DDD Area} + \text{DDT Area})}$$

$$\text{DDT Percent Breakdown} = \frac{(0 + 3188) * 100}{(0 + 3188 + 88409)}$$

DDT Percent Breakdown = 3.5 %

Data File: /chem1/nt6.i/20050718.b/ddt.b/0250718.d
Injection Date: 18-JUL-2005 15:03
Instrument: nt6.i
Client Sample ID:

Compound: Pentachlorophenol
CAS Number: 87-86-5

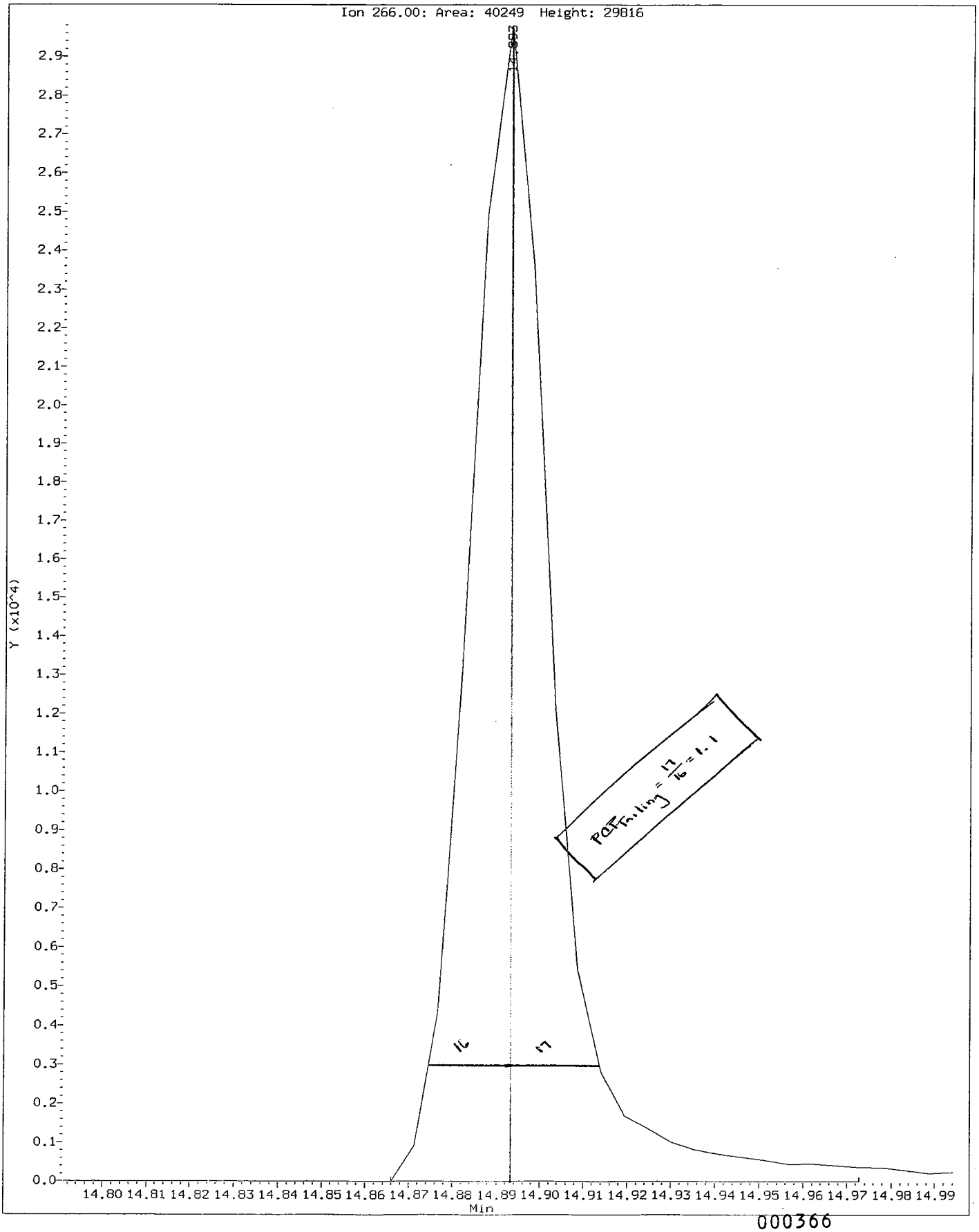

Data File: /chem1/nt6.i/20050718.b/ddt.b/0250718.d
Injection Date: 18-JUL-2005 15:03
Instrument: nt6.i
Client Sample ID:

Compound: Benzidine
CAS Number:

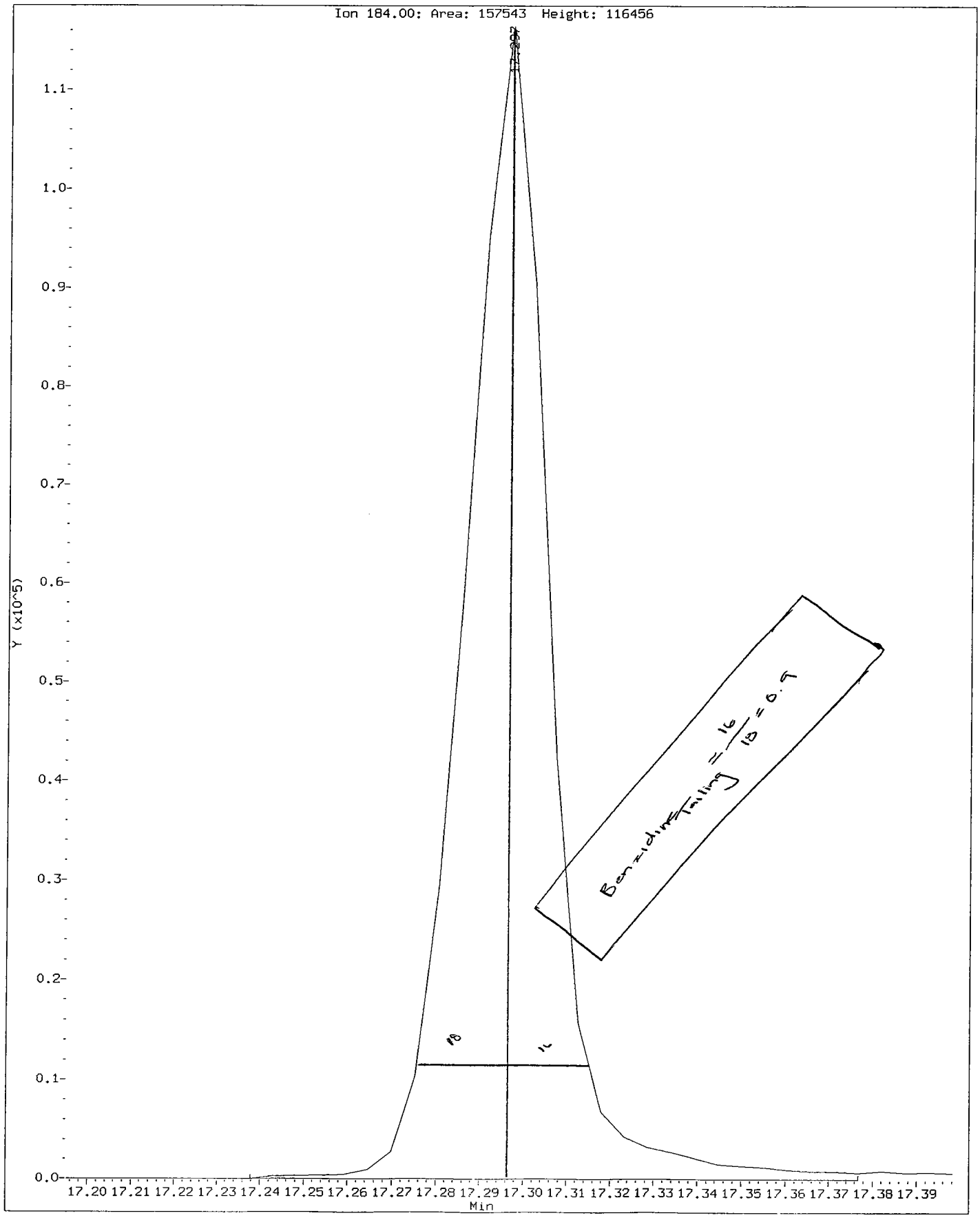

Analytical Resources, Inc.

Semivolatile Report SW846 Method 8270C

Data file : /chem1/nt6.i/20050718.b/0400718.d
Lab Smp Id: ABN 40
Inj Date : 18-JUL-2005 16:49
Operator : LJR/VS Inst ID: nt6.i
Smp Info : ABN 40
Misc Info :
Comment : 1ul Injection
Method : /chem1/nt6.i/20050718.b/SW846.m
Meth Date : 19-Jul-2005 10:03 jeff Quant Type: ISTD
Cal Date : 18-JUL-2005 16:49 Cal File: 0400718.d
Als bottle: 4 Calibration Sample, Level: 5
Dil Factor: 1.00000
Integrator: HP RTE Compound Sublist: ICAL.sub
Target Version: 3.50

	Compounds	QUANT SIG MASS	RT	EXP RT	REL RT	RESPONSE	AMOUNTS CAL-AMT (ug/mL)	AMOUNTS ON-COL (ug/mL)
$	1 2-Fluorophenol	112	5.928	5.937	(0.756)	292570	40.0000	40.13
$	2 Phenol-d5	99	7.455	7.476	(0.951)	329268	40.0000	38.86
	3 Phenol	94	7.477	7.497	(0.954)	380552	40.0000	39.68
$	5 2-Chlorophenol-d4	132	7.557	7.572	(0.964)	252240	40.0000	37.54
	4 Bis(2-Chloroethyl)ether	93	7.541	7.561	(0.962)	302208	40.0000	37.68
	6 2-Chlorophenol	128	7.578	7.593	(0.967)	287861	40.0000	39.71
	7 1,3-Dichlorobenzene	146	7.781	7.791	(0.992)	296503	40.0000	38.25
*	8 1,4-Dichlorobenzene-d4	152	7.840	7.850	(1.000)	103223	20.0000	
	9 1,4-Dichlorobenzene	146	7.867	7.876	(1.003)	296154	40.0000	37.74
$	10 1,2-Dichlorobenzene-d4	152	8.139	8.149	(1.038)	161464	40.0000	36.89
	12 1,2-Dichlorobenzene	146	8.161	8.170	(1.041)	251363	40.0000	35.81
	11 Benzyl alcohol	108	8.155	8.181	(1.040)	179246	40.0000	37.16
	14 2,2'-oxybis(1-Chloropropane)	45	8.396	8.405	(1.071)	452784	40.0000	37.05
	13 2-Methylphenol	108	8.385	8.400	(1.069)	258931	40.0000	39.18
	17 Hexachloroethane	117	8.631	8.635	(1.101)	99260	40.0000	36.25
	16 N-Nitroso-di-n-propylamine	70	8.631	8.662	(1.101)	201097	40.0000	35.70
	15 4-Methylphenol	108	8.625	8.651	(1.100)	242867	40.0000	37.60
$	18 Nitrobenzene-d5	82	8.791	8.806	(0.891)	331806	40.0000	39.35
	19 Nitrobenzene	77	8.818	8.838	(0.893)	330708	40.0000	39.03
	20 Isophorone	82	9.192	9.222	(0.931)	571897	40.0000	38.40
	21 2-Nitrophenol	139	9.320	9.335	(0.944)	143159	40.0000	41.49
	22 2,4-Dimethylphenol	107	9.448	9.468	(0.957)	271773	40.0000	39.46
	23 Bis(2-Chloroethoxy)methane	93	9.587	9.602	(0.971)	352169	40.0000	37.91
	24 Benzoic acid	105	9.753	9.842	(0.988)	199084	40.0000	53.02 (M)
	25 2,4-Dichlorophenol	162	9.705	9.725	(0.983)	201015	40.0000	38.75
	26 1,2,4-Trichlorobenzene	180	9.817	9.826	(0.995)	209531	40.0000	37.52
*	27 Naphthalene-d8	136	9.870	9.880	(1.000)	366079	20.0000	

	Compounds	QUANT SIG MASS	RT	EXP RT	REL RT	RESPONSE	AMOUNTS CAL-AMT (ug/mL)	AMOUNTS ON-COL (ug/mL)
	28 Naphthalene	128	9.902	9.917	(1.003)	748829	40.0000	35.81
	29 4-Chloroaniline	127	10.068	10.083	(1.020)	318822	40.0000	37.43
	30 Hexachlorobutadiene	225	10.212	10.216	(1.035)	97668	40.0000	37.20
	31 4-Chloro-3-methylphenol	107	10.880	10.895	(1.102)	221834	40.0000	39.49
	32 2-Methylnaphthalene	141	11.008	11.023	(1.115)	375758	40.0000	35.39
	33 Hexachlorocyclopentadiene	237	11.382	11.386	(0.896)	82562	40.0000	48.28
	34 2,4,6-Trichlorophenol	196	11.532	11.546	(0.908)	126327	40.0000	39.83
	35 2,4,5-Trichlorophenol	196	11.596	11.605	(0.913)	136086	40.0000	40.03
$	36 2-Fluorobiphenyl	172	11.654	11.669	(0.918)	470813	40.0000	37.41
	37 2-Chloronaphthalene	162	11.788	11.803	(0.928)	353562	40.0000	34.22
	38 2-Nitroaniline	65	12.050	12.065	(0.949)	159451	40.0000	39.60
	39 Dimethylphthalate	163	12.408	12.428	(0.977)	452316	40.0000	37.68
	40 Acenaphthylene	152	12.456	12.470	(0.981)	659419	40.0000	36.72
	41 2,6-Dinitrotoluene	165	12.514	12.535	(0.985)	109775	40.0000	40.42
*	42 Acenaphthene-d10	164	12.701	12.711	(1.000)	187633	20.0000	
	43 3-Nitroaniline	138	12.723	12.748	(1.002)	119047	40.0000	40.68
	44 Acenaphthene	153	12.760	12.775	(1.005)	409579	40.0000	36.27
	45 2,4-Dinitrophenol	184	12.888	12.914	(1.015)	31871	40.0000	47.87
	46 Dibenzofuran	168	13.017	13.031	(1.025)	543912	40.0000	35.88
	47 4-Nitrophenol	109	13.070	13.090	(1.029)	54222	40.0000	49.74 (M)
	48 2,4-Dinitrotoluene	165	13.129	13.154	(1.034)	137805	40.0000	40.40
	50 Diethylphthalate	149	13.546	13.566	(1.066)	410723	40.0000	36.72
	49 Fluorene	166	13.567	13.582	(1.068)	429210	40.0000	35.24
	51 4-Chlorophenyl-phenylether	204	13.594	13.608	(1.070)	199730	40.0000	36.54
	52 4-Nitroaniline	138	13.732	13.774	(1.081)	115873	40.0000	38.44
	53 4,6-Dinitro-2-methylphenol	198	13.781	13.811	(0.915)	63328	40.0000	45.75
	54 N-Nitrosodiphenylamine	169	13.813	13.838	(0.917)	256208	40.0000	37.64
$	55 2,4,6-Tribromophenol	330	14.000	14.014	(1.102)	50603	40.0000	40.10
	56 4-Bromophenyl-phenylether	248	14.368	14.383	(0.954)	106743	40.0000	37.06
	57 Hexachlorobenzene	284	14.587	14.602	(0.969)	105977	40.0000	36.34
	58 Pentachlorophenol	266	14.897	14.917	(0.989)	66433	40.0000	44.77
*	59 Phenanthrene-d10	188	15.057	15.067	(1.000)	260564	20.0000	
	60 Phenanthrene	178	15.100	15.120	(1.003)	511064	40.0000	33.55
	61 Anthracene	178	15.170	15.190	(1.007)	571998	40.0000	35.47
	62 Carbazole	167	15.474	15.494	(1.028)	552228	40.0000	37.21
	63 Di-n-butylphthalate	149	16.169	16.178	(1.074)	647901	40.0000	36.85
	64 Fluoranthene	202	17.023	17.043	(1.131)	555835	40.0000	35.46
	65 Pyrene	202	17.376	17.396	(0.898)	575279	40.0000	39.86
$	66 Terphenyl-d14	244	17.691	17.706	(0.914)	355279	40.0000	39.68
	67 Butylbenzylphthalate	149	18.567	18.582	(0.960)	288502	40.0000	41.45
	68 Benzo(a)anthracene	228	19.320	19.340	(0.999)	494093	40.0000	39.31
*	69 Chrysene-d12	240	19.347	19.362	(1.000)	166499	20.0000	
	70 3,3'-Dichlorobenzidine	252	19.352	19.373	(1.000)	172718	40.0000	39.20
	71 Chrysene	228	19.390	19.415	(1.002)	462340	40.0000	37.98
	72 bis(2-Ethylhexyl)phthalate	149	19.534	19.543	(0.955)	407912	40.0000	39.81
*	134 Di-n-octylphthalate-d4	153	20.458	20.473	(1.000)	350762	20.0000	
	73 Di-n-octylphthalate	149	20.469	20.489	(1.001)	689130	40.0000	37.42

	Compounds	QUANT SIG MASS	RT	EXP RT	REL RT	RESPONSE	AMOUNTS CAL-AMT (ug/mL)	AMOUNTS ON-COL (ug/mL)
74	Benzo(b)fluoranthene	252	20.966	21.002	(0.975)	565854	40.0000	34.41
75	Benzo(k)fluoranthene	252	21.003	21.034	(0.977)	557883	40.0000	33.39
76	Benzo(a)pyrene	252	21.425	21.456	(0.997)	529220	40.0000	36.58
* 77	Perylene-d12	264	21.495	21.509	(1.000)	236401	20.0000	
78	Indeno(1,2,3-cd)pyrene	276	22.974	23.000	(1.069)	586480	40.0000	47.49
79	Dibenzo(a,h)anthracene	278	23.001	23.043	(1.070)	458328	40.0000	49.23
80	Benzo(g,h,i)perylene	276	23.375	23.422	(1.087)	529949	40.0000	48.06
90	N-Nitrosodimethylamine	74	3.753	3.774	(0.479)	219637	40.0000	39.82
103	Pyridine	79	3.700	3.704	(0.472)	415882	40.0000	41.70 (M)
91	Aniline	93	7.423	7.438	(0.947)	478030	40.0000	38.29
105	1-methylnaphthalene	141	11.184	11.194	(1.133)	388221	40.0000	36.06
93	Benzidine	184	17.301	17.316	(0.894)	223748	40.0000	38.28
98	Retene	219	17.921	17.936	(0.926)	183576	40.0000	40.76
111	Azobenzene (1,2-DP-Hydrazine)	77	13.845	13.859	(1.090)	571030	40.0000	38.88
144	alpha-Terpineol	59	9.929	9.949	(1.006)	166125	40.0000	39.97
143	1,4-Dioxane	58	3.182	3.186	(0.406)	104696	40.0000	40.43
$ 145	d8-1,4-Dioxane	96	3.134	3.138	(0.400)	161806	40.0000	39.60
133	Butylatedhydroxytoluene	205	12.872	12.887	(1.013)	299569	40.0000	34.88
115	Tributyl Phosphate	99	13.919	13.961	(0.924)	549948	40.0000	45.69
116	Dibutyl Phenyl Phosphate	175	15.618	15.633	(1.037)	306514	40.0000	38.45
117	Butyl Diphenyl Phosphate	94	17.290	17.300	(0.894)	118412	40.0000	43.39
118	Triphenyl Phosphate	326	18.882	18.897	(0.976)	93466	40.0000	41.32

QC Flag Legend

M - Compound response manually integrated.

Analytical Resources, Inc.

INTERNAL STANDARD COMPOUNDS
AREA AND RT SUMMARY

Instrument ID: nt6.i
Lab File ID: 0400718.d
Lab Smp Id: ABN 40
Analysis Type: SV
Quant Type: ISTD
Operator: LJR/VS
Method File: /chem1/nt6.i/20050718.b/SW846.m
Misc Info:

Calibration Date: 18-JUL-2005
Calibration Time: 15:03
Level:
Sample Type:

COMPOUND	STANDARD	AREA LIMIT LOWER	AREA LIMIT UPPER	SAMPLE	%DIFF
8 1,4-Dichlorobenze	99236	49618	198472	103223	4.02
27 Naphthalene-d8	351454	175727	702908	366079	4.16
42 Acenaphthene-d10	182658	91329	365316	187633	2.72
59 Phenanthrene-d10	260034	130017	520068	260564	0.20
69 Chrysene-d12	179938	89969	359876	166499	-7.47
134 Di-n-octylphthala	368961	184480	737922	350762	-4.93
77 Perylene-d12	233857	116928	467714	236401	1.09

COMPOUND	STANDARD	RT LIMIT LOWER	RT LIMIT UPPER	SAMPLE	%DIFF
8 1,4-Dichlorobenze	7.84	7.34	8.34	7.84	-0.01
27 Naphthalene-d8	9.87	9.37	10.37	9.87	-0.01
42 Acenaphthene-d10	12.70	12.20	13.20	12.70	-0.01
59 Phenanthrene-d10	15.06	14.56	15.56	15.06	-0.01
69 Chrysene-d12	19.34	18.84	19.84	19.35	0.02
134 Di-n-octylphthala	20.46	19.96	20.96	20.46	0.00
77 Perylene-d12	21.49	20.99	21.99	21.49	0.02

AREA UPPER LIMIT = +100% of internal standard area.
AREA LOWER LIMIT = - 50% of internal standard area.
RT UPPER LIMIT = + 0.50 minutes of internal standard RT.
RT LOWER LIMIT = - 0.50 minutes of internal standard RT.

Data File: /chem1/nt6.i/20050718.b/0400718.d

Date : 18-JUL-2005 16:49

Client ID:

Sample Info: ABN 40

Column phase: RTX-5

Instrument: nt6.i

Operator: LJR/VS

Column diameter: 0.32

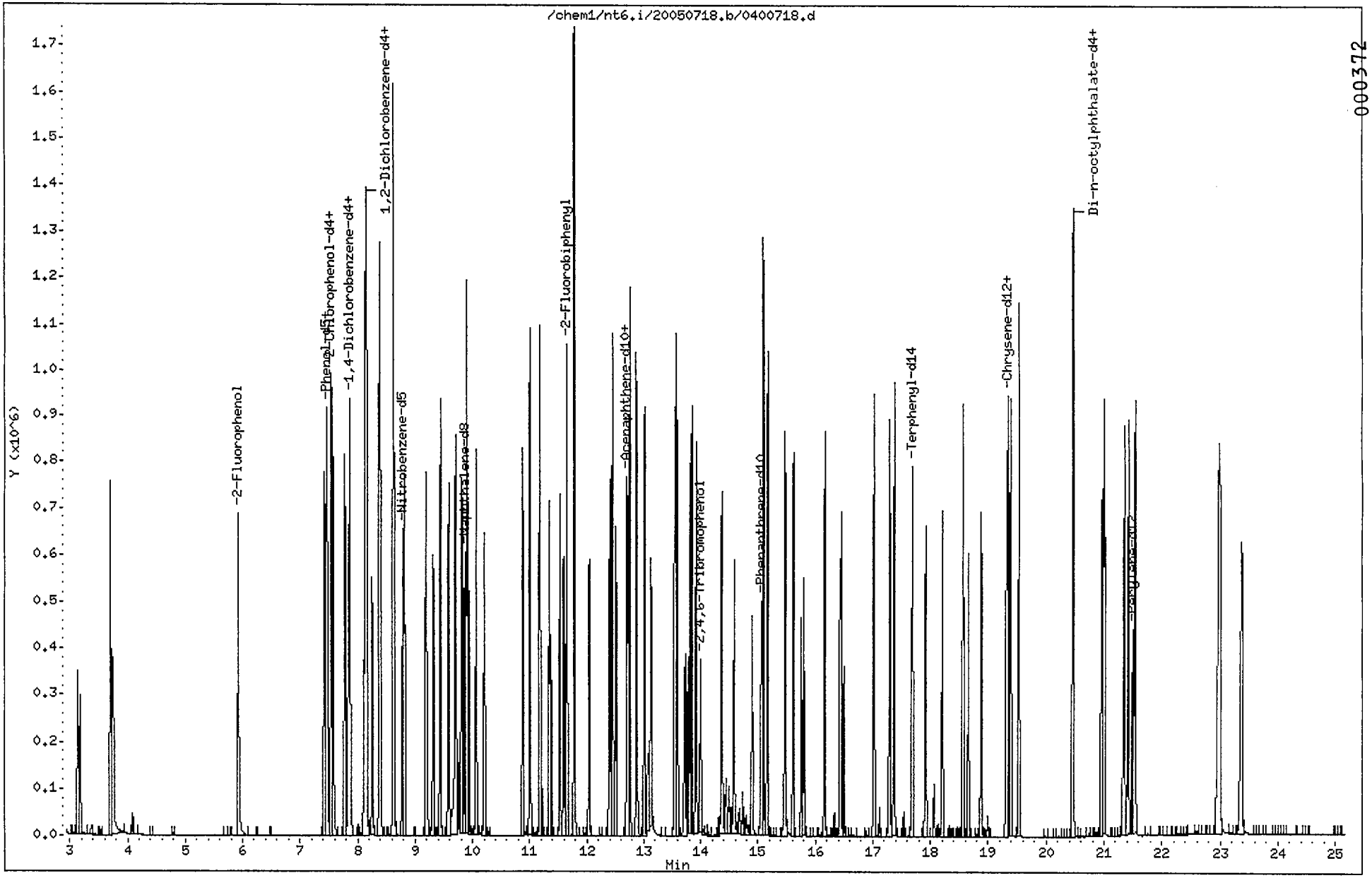

000372

Data File: /chem1/nt6.i/20050718.b/0400718.d
Injection Date: 18-JUL-2005 16:49
Instrument: nt6.i
Client Sample ID:

Compound: Benzoic acid
CAS Number: 65-85-0

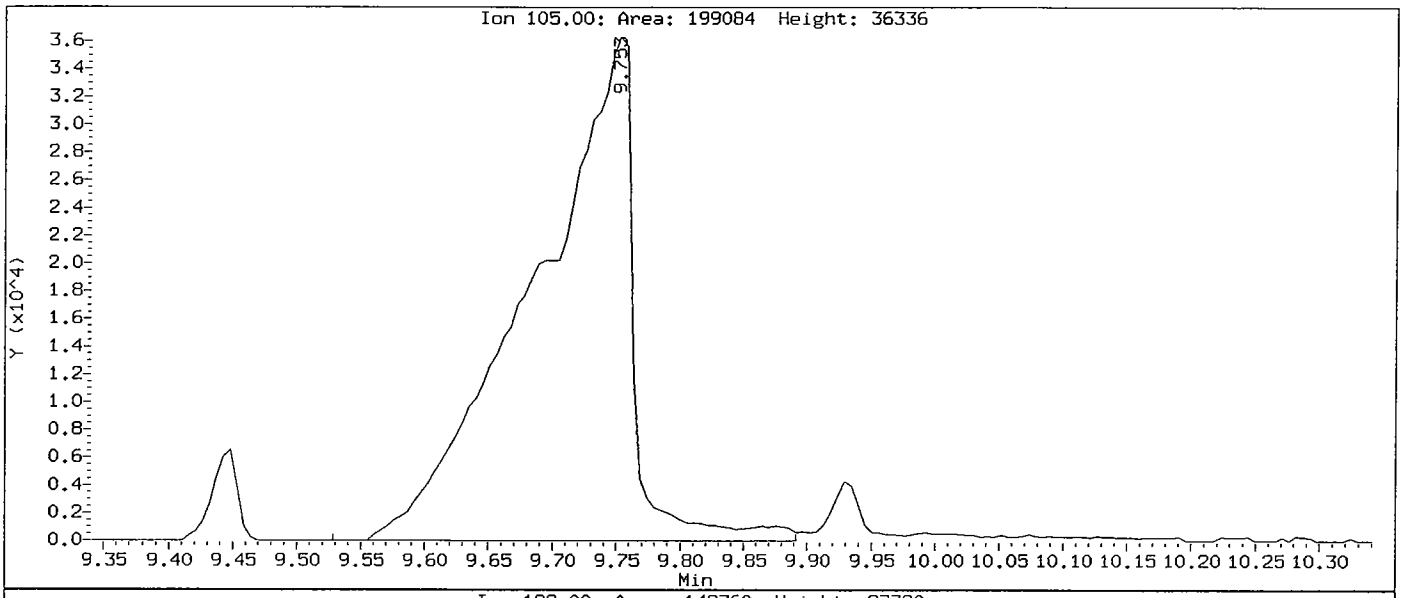

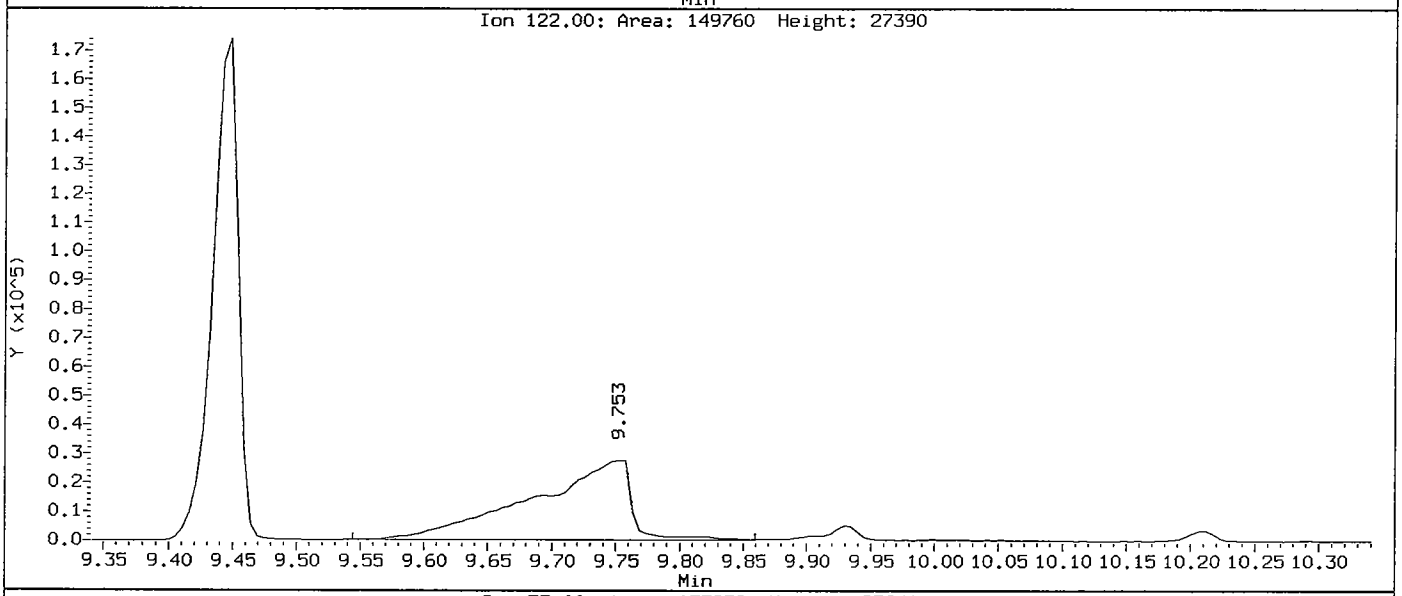

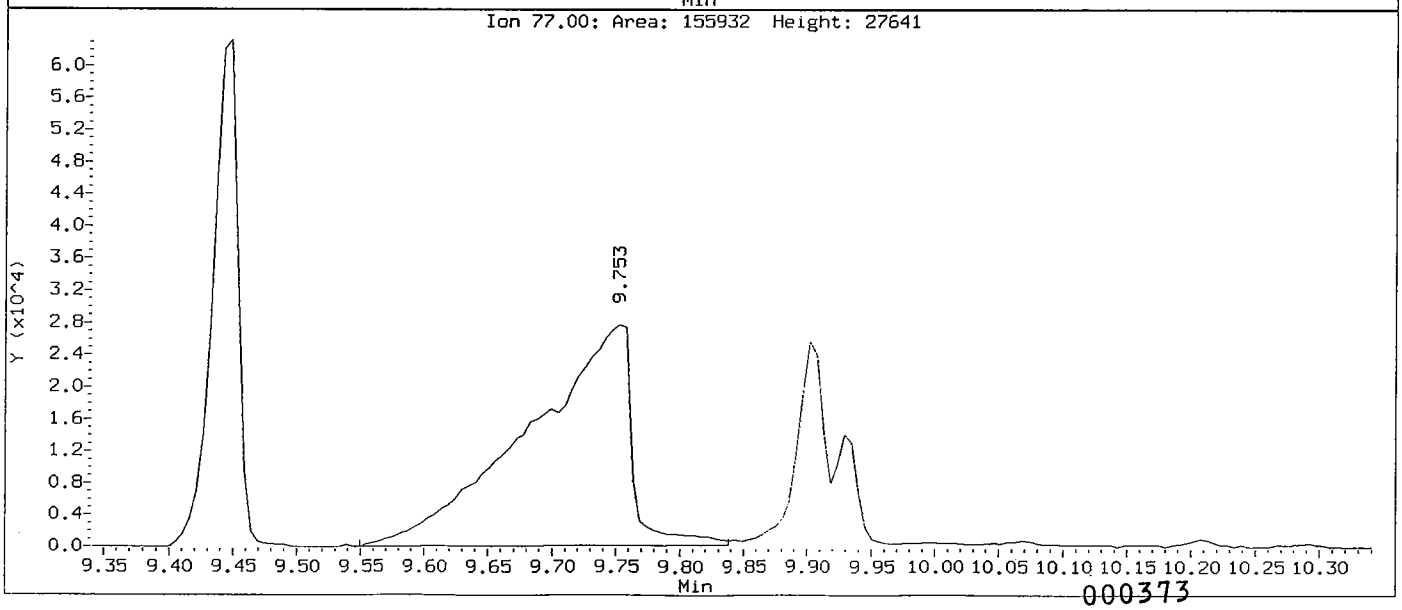

Data File: /chem1/nt6.i/20050718.b/0400718.d
Injection Date: 18-JUL-2005 16:49
Instrument: nt6.i
Client Sample ID:

Compound: 4-Nitrophenol
CAS Number: 100-02-7

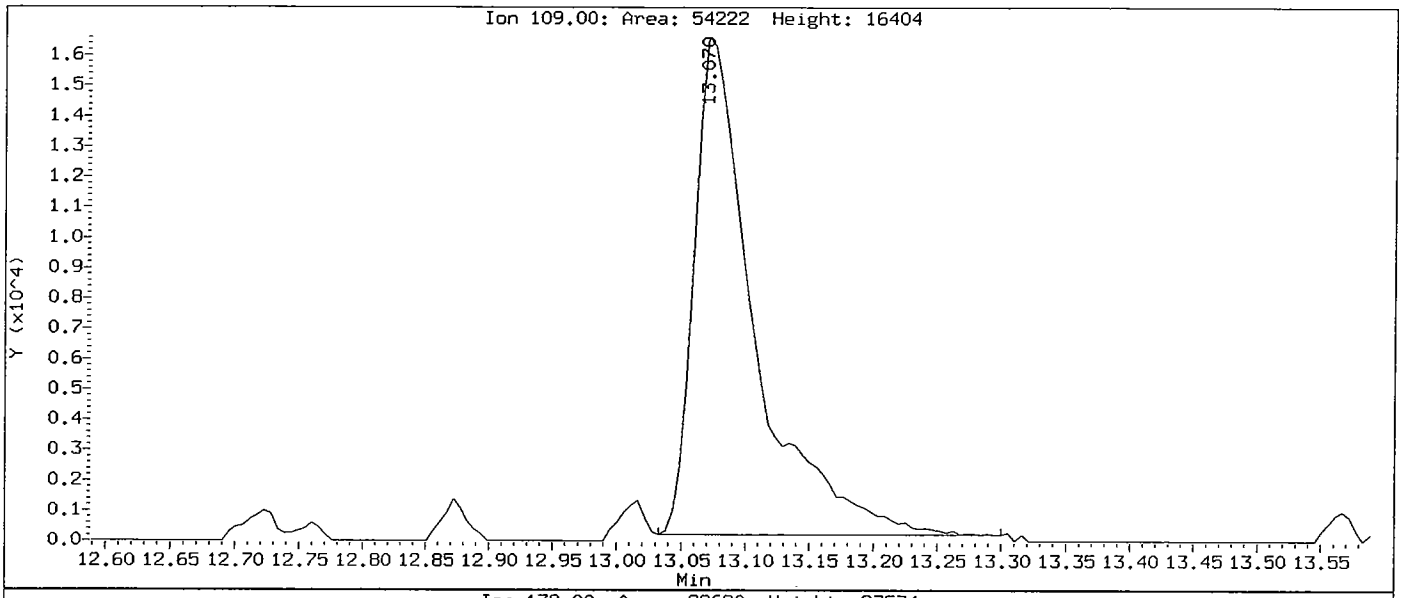

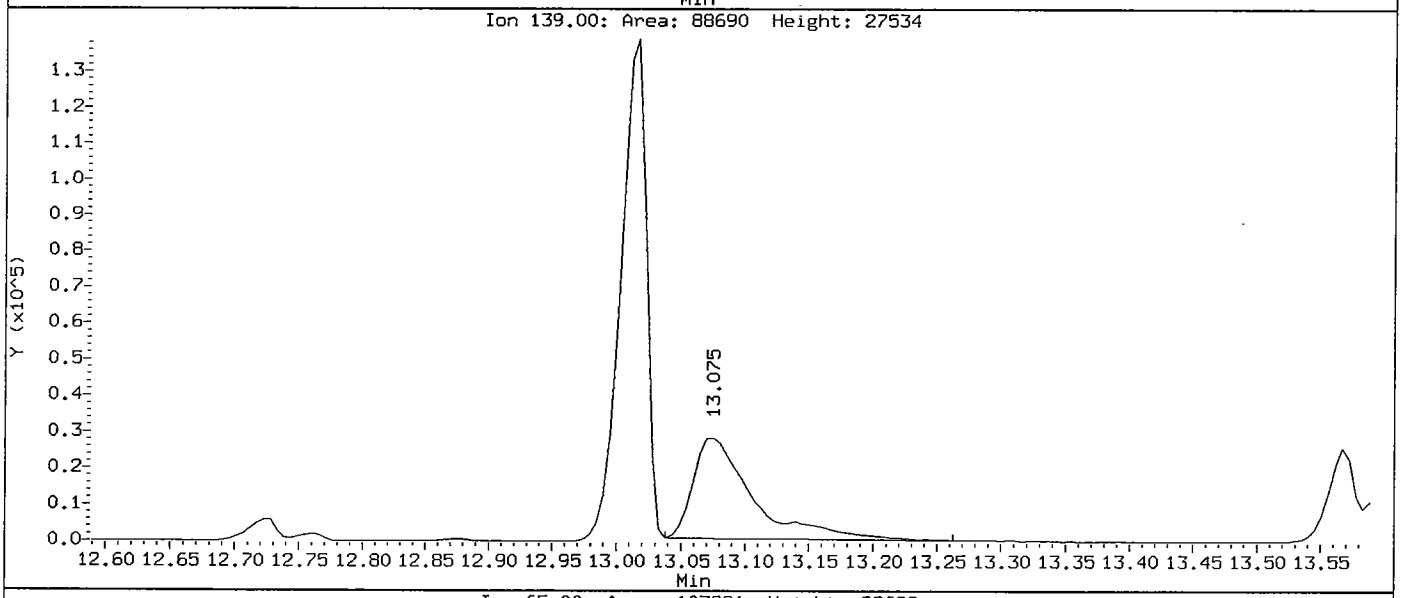

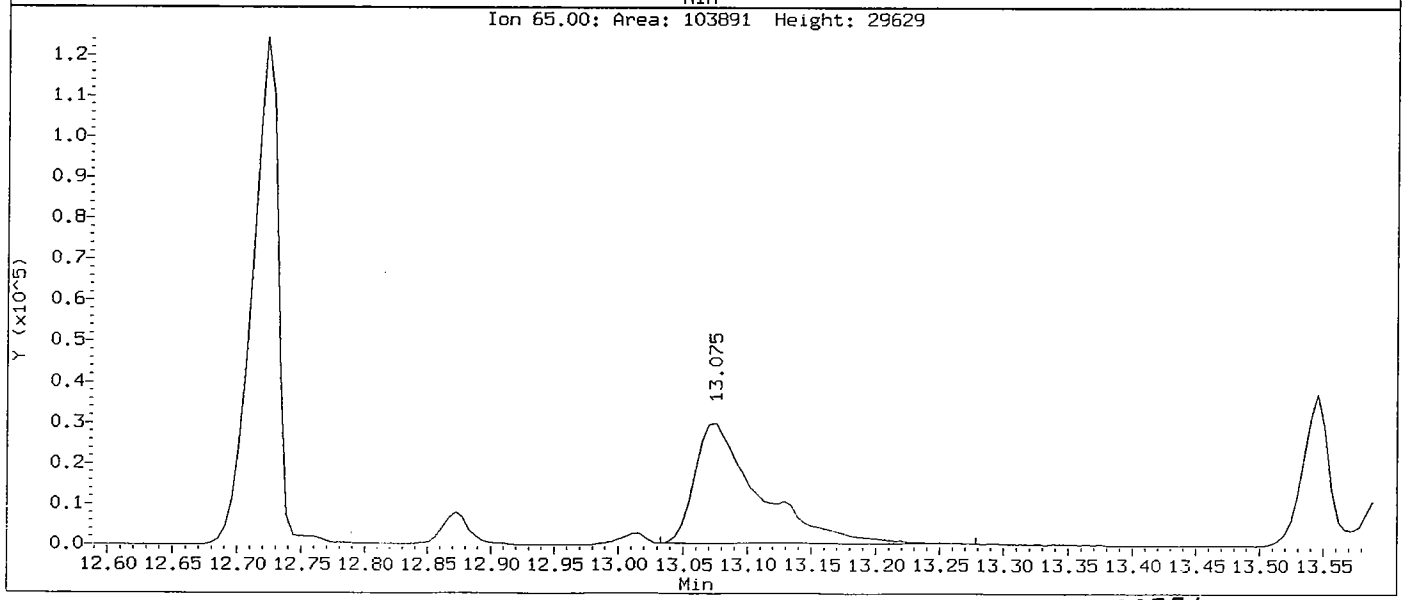

Data File: /chem1/nt6.i/20050718.b/0400718.d
Injection Date: 18-JUL-2005 16:49
Instrument: nt6.i
Client Sample ID:

Compound: Pyridine
CAS Number:

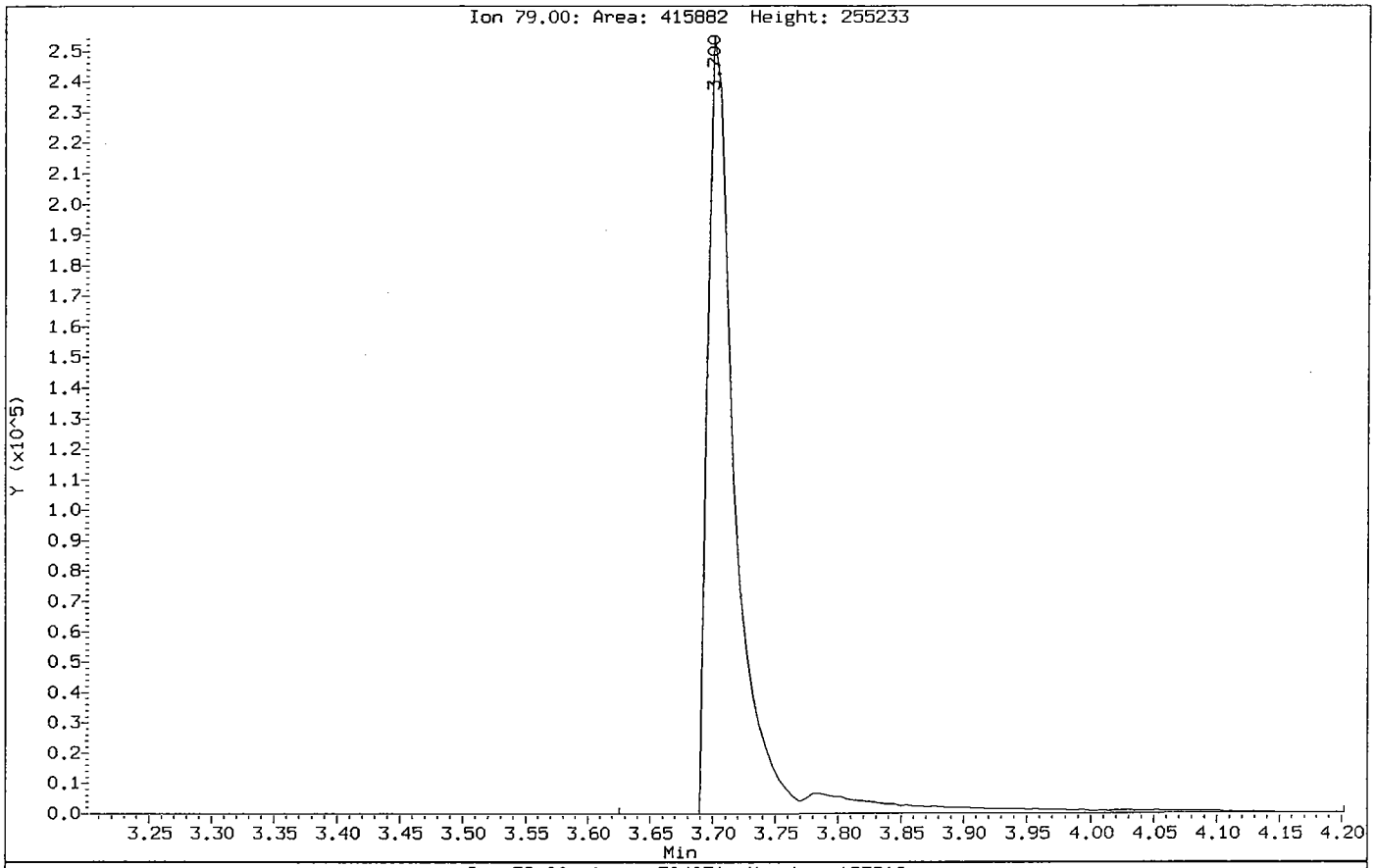

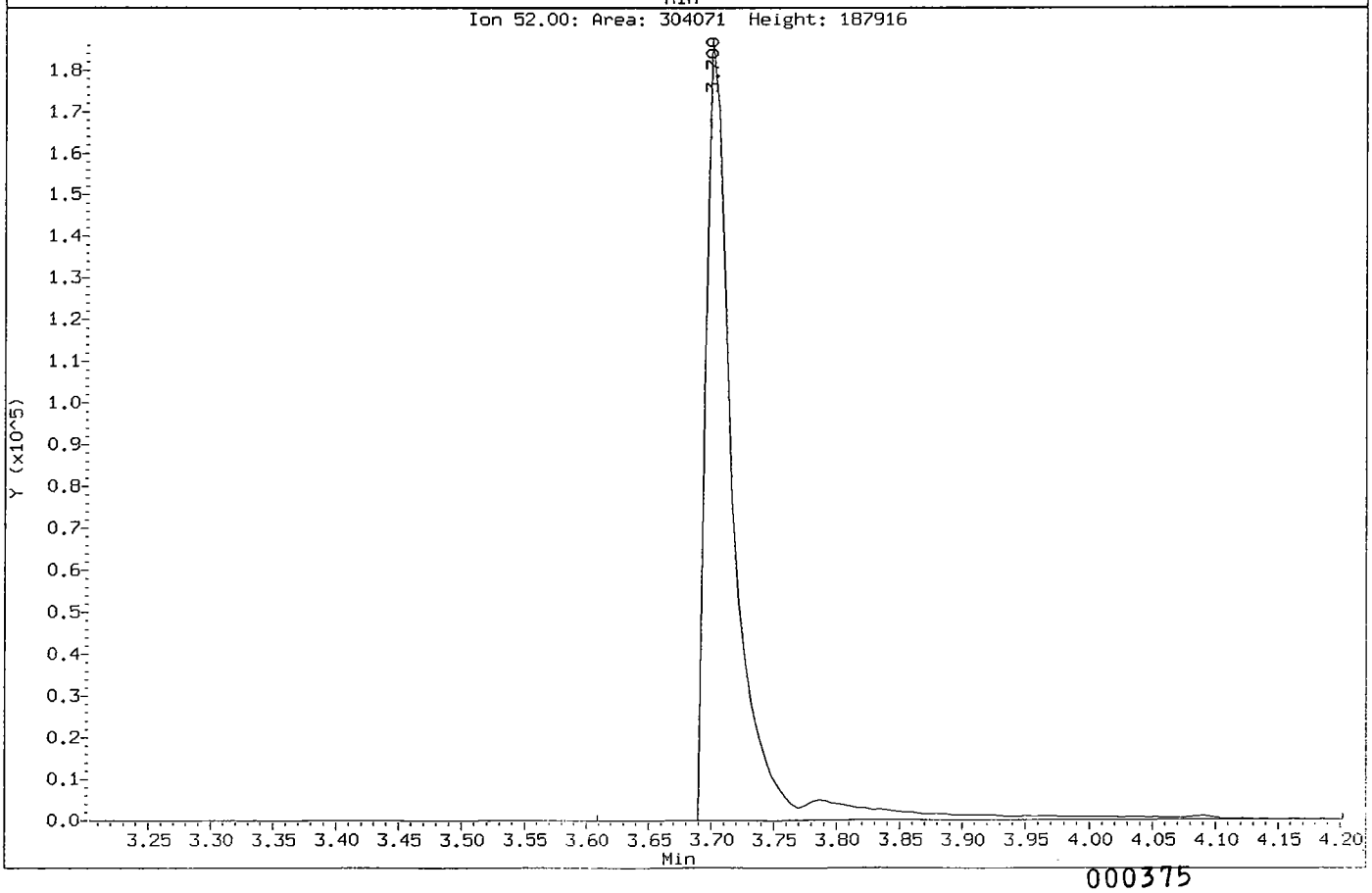

Analytical Resources, Inc.

Semivolatile Report SW846 Method 8270C

Data file : /chem1/nt6.i/20050718.b/0800718.d
Lab Smp Id: ABN 80
Inj Date : 18-JUL-2005 15:41
Operator : LJR/VS Inst ID: nt6.i
Smp Info : ABN 80
Misc Info :
Comment : 1ul Injection
Method : /chem1/nt6.i/20050718.b/SW846.m
Meth Date : 19-Jul-2005 10:03 jeff Quant Type: ISTD
Cal Date : 18-JUL-2005 15:41 Cal File: 0800718.d
Als bottle: 2 Calibration Sample, Level: 6
Dil Factor: 1.00000
Integrator: HP RTE Compound Sublist: ICAL.sub
Target Version: 3.50

	Compounds	QUANT SIG MASS	RT	EXP RT	REL RT	RESPONSE	AMOUNTS CAL-AMT (ug/mL)	AMOUNTS ON-COL (ug/mL)
$	1 2-Fluorophenol	112	5.937	5.937	(0.756)	553649	80.0000	74.39
$	2 Phenol-d5	99	7.476	7.476	(0.952)	614382	80.0000	71.03
	3 Phenol	94	7.497	7.497	(0.955)	755696	80.0000	77.19
$	5 2-Chlorophenol-d4	132	7.572	7.572	(0.965)	450486	80.0000	65.67
	4 Bis(2-Chloroethyl)ether	93	7.561	7.561	(0.963)	539276	80.0000	65.86
	6 2-Chlorophenol	128	7.593	7.593	(0.967)	518146	80.0000	70.02
	7 1,3-Dichlorobenzene	146	7.791	7.791	(0.992)	538511	80.0000	68.05
*	8 1,4-Dichlorobenzene-d4	152	7.850	7.850	(1.000)	105374	20.0000	
	9 1,4-Dichlorobenzene	146	7.876	7.876	(1.003)	533126	80.0000	66.55
$	10 1,2-Dichlorobenzene-d4	152	8.149	8.149	(1.038)	289499	80.0000	64.78
	12 1,2-Dichlorobenzene	146	8.170	8.170	(1.041)	421497	80.0000	58.81
	11 Benzyl alcohol	108	8.181	8.181	(1.042)	336616	80.0000	68.36
	14 2,2'-oxybis(1-Chloropropane)	45	8.405	8.405	(1.071)	772405	80.0000	61.92
	13 2-Methylphenol	108	8.400	8.400	(1.070)	470014	80.0000	69.66
	17 Hexachloroethane	117	8.635	8.635	(1.100)	179426	80.0000	64.19
	16 N-Nitroso-di-n-propylamine	70	8.662	8.662	(1.103)	410813	80.0000	71.45
	15 4-Methylphenol	108	8.651	8.651	(1.102)	421942	80.0000	63.99
$	18 Nitrobenzene-d5	82	8.806	8.806	(0.891)	653360	80.0000	75.06
	19 Nitrobenzene	77	8.838	8.838	(0.895)	632412	80.0000	72.31
	20 Isophorone	82	9.222	9.222	(0.933)	1181591	80.0000	76.87
	21 2-Nitrophenol	139	9.335	9.335	(0.945)	278792	80.0000	78.28
	22 2,4-Dimethylphenol	107	9.468	9.468	(0.958)	522546	80.0000	73.50
	23 Bis(2-Chloroethoxy)methane	93	9.602	9.602	(0.972)	681556	80.0000	71.08
	24 Benzoic acid	105	9.842	9.842	(0.996)	437098	80.0000	93.63 (M)
	25 2,4-Dichlorophenol	162	9.725	9.725	(0.984)	372236	80.0000	69.52
	26 1,2,4-Trichlorobenzene	180	9.826	9.826	(0.995)	371751	80.0000	64.49
*	27 Naphthalene-d8	136	9.880	9.880	(1.000)	377856	20.0000	

	Compounds	QUANT SIG MASS	RT	EXP RT	REL RT	RESPONSE	AMOUNTS CAL-AMT (ug/mL)	AMOUNTS ON-COL (ug/mL)
	28 Naphthalene	128	9.917	9.917	(1.004)	1350353	80.0000	62.57
	29 4-Chloroaniline	127	10.083	10.083	(1.021)	619884	80.0000	70.50
	30 Hexachlorobutadiene	225	10.216	10.216	(1.034)	175114	80.0000	64.62
	31 4-Chloro-3-methylphenol	107	10.895	10.895	(1.103)	422924	80.0000	72.94
	32 2-Methylnaphthalene	141	11.023	11.023	(1.116)	700043	80.0000	63.88
	33 Hexachlorocyclopentadiene	237	11.386	11.386	(0.896)	168105	80.0000	90.78
	34 2,4,6-Trichlorophenol	196	11.546	11.546	(0.908)	243101	80.0000	70.78
	35 2,4,5-Trichlorophenol	196	11.605	11.605	(0.913)	257125	80.0000	69.85
$	36 2-Fluorobiphenyl	172	11.669	11.669	(0.918)	868690	80.0000	63.74
	37 2-Chloronaphthalene	162	11.803	11.803	(0.929)	644001	80.0000	57.56
	38 2-Nitroaniline	65	12.065	12.065	(0.949)	344878	80.0000	79.10
	39 Dimethylphthalate	163	12.428	12.428	(0.978)	884513	80.0000	68.04
	40 Acenaphthylene	152	12.470	12.470	(0.981)	1209288	80.0000	62.19
	41 2,6-Dinitrotoluene	165	12.535	12.535	(0.986)	222591	80.0000	75.69
*	42 Acenaphthene-d10	164	12.711	12.711	(1.000)	203187	20.0000	
	43 3-Nitroaniline	138	12.748	12.748	(1.003)	243194	80.0000	76.75
	44 Acenaphthene	153	12.775	12.775	(1.005)	744303	80.0000	60.87
	45 2,4-Dinitrophenol	184	12.914	12.914	(1.016)	95425	80.0000	132.4
	46 Dibenzofuran	168	13.031	13.031	(1.025)	1033002	80.0000	62.94
	47 4-Nitrophenol	109	13.090	13.090	(1.030)	135835	80.0000	98.40 (M)
	48 2,4-Dinitrotoluene	165	13.154	13.154	(1.035)	282213	80.0000	76.41
	50 Diethylphthalate	149	13.566	13.566	(1.067)	735645	80.0000	60.74
	49 Fluorene	166	13.582	13.582	(1.068)	738393	80.0000	55.98
	51 4-Chlorophenyl-phenylether	204	13.608	13.608	(1.071)	353662	80.0000	59.75
	52 4-Nitroaniline	138	13.774	13.774	(1.084)	265049	80.0000	81.20
	53 4,6-Dinitro-2-methylphenol	198	13.811	13.811	(0.917)	148046	80.0000	100.8
	54 N-Nitrosodiphenylamine	169	13.838	13.838	(0.918)	458522	80.0000	63.48
$	55 2,4,6-Tribromophenol	330	14.014	14.014	(1.103)	99629	80.0000	72.90
	56 4-Bromophenyl-phenylether	248	14.383	14.383	(0.955)	200879	80.0000	65.72
	57 Hexachlorobenzene	284	14.602	14.602	(0.969)	200877	80.0000	64.91
	58 Pentachlorophenol	266	14.917	14.917	(0.990)	142306	80.0000	90.38
*	59 Phenanthrene-d10	188	15.067	15.067	(1.000)	276488	20.0000	
	60 Phenanthrene	178	15.120	15.120	(1.004)	969368	80.0000	59.98
	61 Anthracene	178	15.190	15.190	(1.008)	1083057	80.0000	63.29
	62 Carbazole	167	15.494	15.494	(1.028)	1059995	80.0000	67.31
	63 Di-n-butylphthalate	149	16.178	16.178	(1.074)	1242221	80.0000	66.58
	64 Fluoranthene	202	17.043	17.043	(1.131)	1078287	80.0000	64.83
	65 Pyrene	202	17.396	17.396	(0.898)	1111185	80.0000	76.94
$	66 Terphenyl-d14	244	17.706	17.706	(0.914)	687141	80.0000	76.69
	67 Butylbenzylphthalate	149	18.582	18.582	(0.960)	560961	80.0000	80.54
	68 Benzo(a)anthracene	228	19.340	19.340	(0.999)	959196	80.0000	76.26
*	69 Chrysene-d12	240	19.362	19.362	(1.000)	166620	20.0000	
	70 3,3'-Dichlorobenzidine	252	19.373	19.373	(1.001)	343451	80.0000	77.90
	71 Chrysene	228	19.415	19.415	(1.003)	869414	80.0000	71.37
	72 bis(2-Ethylhexyl)phthalate	149	19.543	19.543	(0.955)	773052	80.0000	72.94
*	134 Di-n-octylphthalate-d4	153	20.473	20.473	(1.000)	362853	20.0000	
	73 Di-n-octylphthalate	149	20.489	20.489	(1.001)	1290844	80.0000	67.76

	Compounds	QUANT SIG MASS	RT	EXP RT	REL RT	RESPONSE	AMOUNTS CAL-AMT (ug/mL)	ON-COL (ug/mL)
74	Benzo(b)fluoranthene	252	21.002	21.002	(0.976)	1332673	80.0000	71.99
75	Benzo(k)fluoranthene	252	21.034	21.034	(0.978)	906266	80.0000	50.57(MH)
76	Benzo(a)pyrene	252	21.456	21.456	(0.998)	1049215	80.0000	64.43
* 77	Perylene-d12	264	21.509	21.509	(1.000)	266118	20.0000	
78	Indeno(1,2,3-cd)pyrene	276	23.000	23.000	(1.069)	1234504	80.0000	88.79
79	Dibenzo(a,h)anthracene	278	23.043	23.043	(1.071)	922582	80.0000	88.03
80	Benzo(g,h,i)perylene	276	23.422	23.422	(1.089)	1083627	80.0000	87.29
90	N-Nitrosodimethylamine	74	3.774	3.774	(0.481)	435246	80.0000	77.31
103	Pyridine	79	3.704	3.704	(0.472)	824695	80.0000	78.89(M)
91	Aniline	93	7.438	7.438	(0.948)	923556	80.0000	72.47
105	1-methylnaphthalene	141	11.194	11.194	(1.133)	713001	80.0000	64.16
93	Benzidine	184	17.316	17.316	(0.894)	426878	80.0000	72.98
98	Retene	219	17.936	17.936	(0.926)	355153	80.0000	78.80
111	Azobenzene (1,2-DP-Hydrazine)	77	13.859	13.859	(1.090)	1118627	80.0000	70.34
144	alpha-Terpineol	59	9.949	9.949	(1.007)	318155	80.0000	74.17
143	1,4-Dioxane	58	3.186	3.186	(0.406)	198508	80.0000	75.09
$ 145	d8-1,4-Dioxane	96	3.138	3.138	(0.400)	304568	80.0000	73.01
133	Butylatedhydroxytoluene	205	12.887	12.887	(1.014)	546448	80.0000	58.76
115	Tributyl Phosphate	99	13.961	13.961	(0.927)	1031925	80.0000	69.77(H)
116	Dibutyl Phenyl Phosphate	175	15.633	15.633	(1.038)	600803	80.0000	71.02
117	Butyl Diphenyl Phosphate	94	17.300	17.300	(0.893)	231776	80.0000	84.86
118	Triphenyl Phosphate	326	18.897	18.897	(0.976)	182865	80.0000	80.78

QC Flag Legend

M - Compound response manually integrated.
H - Operator selected an alternate compound hit.

Analytical Resources, Inc.

INTERNAL STANDARD COMPOUNDS
AREA AND RT SUMMARY

Instrument ID: nt6.i
Lab File ID: 0800718.d
Lab Smp Id: ABN 80
Analysis Type: SV
Quant Type: ISTD
Operator: LJR/VS
Method File: /chem1/nt6.i/20050718.b/SW846.m
Misc Info:

Calibration Date: 18-JUL-2005
Calibration Time: 15:03

Level:
Sample Type:

		AREA LIMIT			
COMPOUND	STANDARD	LOWER	UPPER	SAMPLE	%DIFF
8 1,4-Dichlorobenze	99236	49618	198472	105374	6.19
27 Naphthalene-d8	351454	175727	702908	377856	7.51
42 Acenaphthene-d10	182658	91329	365316	203187	11.24
59 Phenanthrene-d10	260034	130017	520068	276488	6.33
69 Chrysene-d12	179938	89969	359876	166620	-7.40
134 Di-n-octylphthala	368961	184480	737922	362853	-1.66
77 Perylene-d12	233857	116928	467714	266118	13.80

		RT LIMIT			
COMPOUND	STANDARD	LOWER	UPPER	SAMPLE	%DIFF
8 1,4-Dichlorobenze	7.84	7.34	8.34	7.85	0.11
27 Naphthalene-d8	9.87	9.37	10.37	9.88	0.09
42 Acenaphthene-d10	12.70	12.20	13.20	12.71	0.07
59 Phenanthrene-d10	15.06	14.56	15.56	15.07	0.06
69 Chrysene-d12	19.34	18.84	19.84	19.36	0.10
134 Di-n-octylphthala	20.46	19.96	20.96	20.47	0.07
77 Perylene-d12	21.49	20.99	21.99	21.51	0.09

AREA UPPER LIMIT = +100% of internal standard area.
AREA LOWER LIMIT = - 50% of internal standard area.
RT UPPER LIMIT = + 0.50 minutes of internal standard RT.
RT LOWER LIMIT = - 0.50 minutes of internal standard RT.

Data File: /chem1/nt6.i/20050718.b/0800718.d
Date : 18-JUL-2005 15:41
Client ID:
Sample Info: ABN 80

Instrument: nt6.i

Operator: LJR/VS
Column diameter: 0.32

Column phase: RTX-5

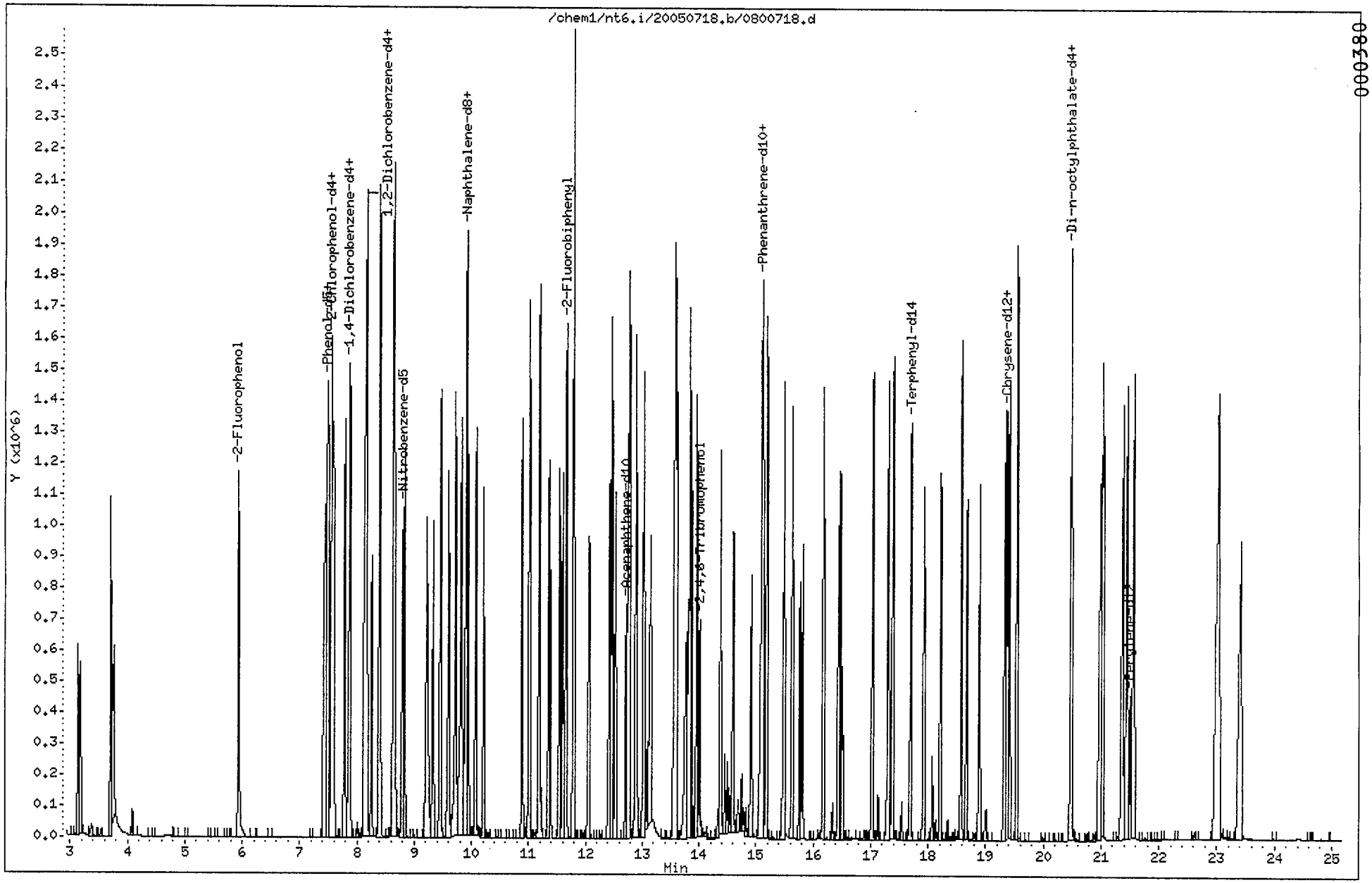

000380

Data File: /chem1/nt6.i/20050718.b/0800718.d
Injection Date: 18-JUL-2005 15:41
Instrument: nt6.i
Client Sample ID:

Compound: Benzoic acid
CAS Number: 65-85-0

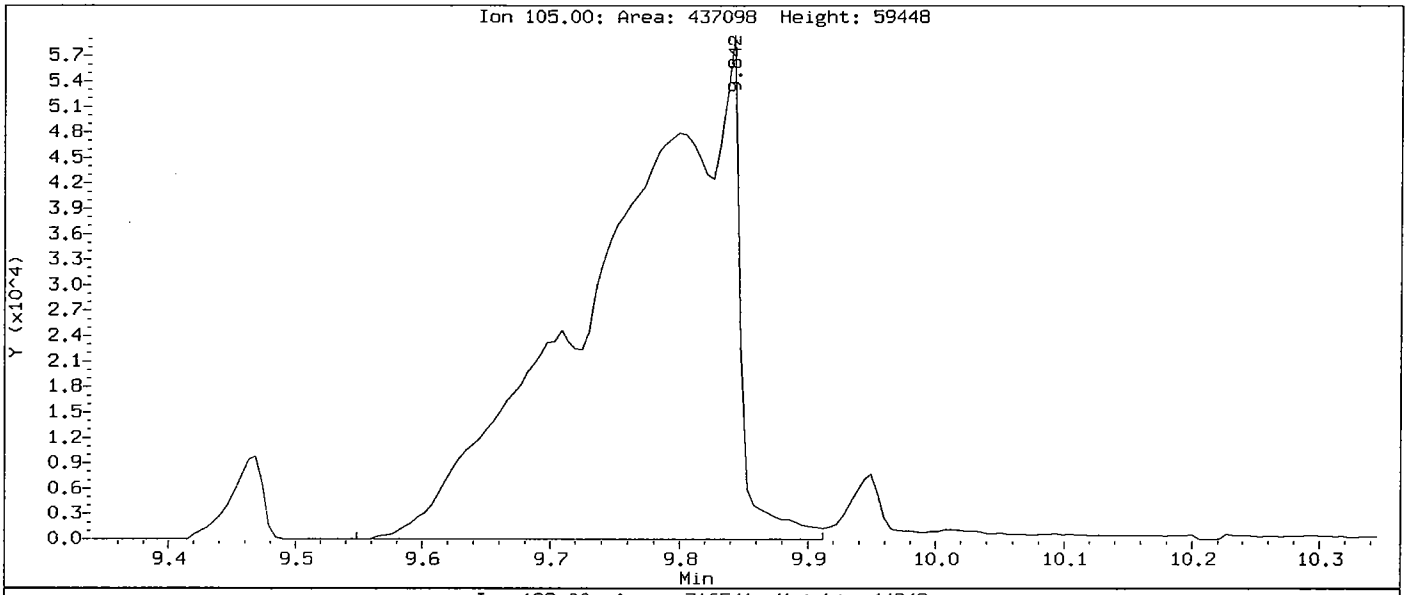

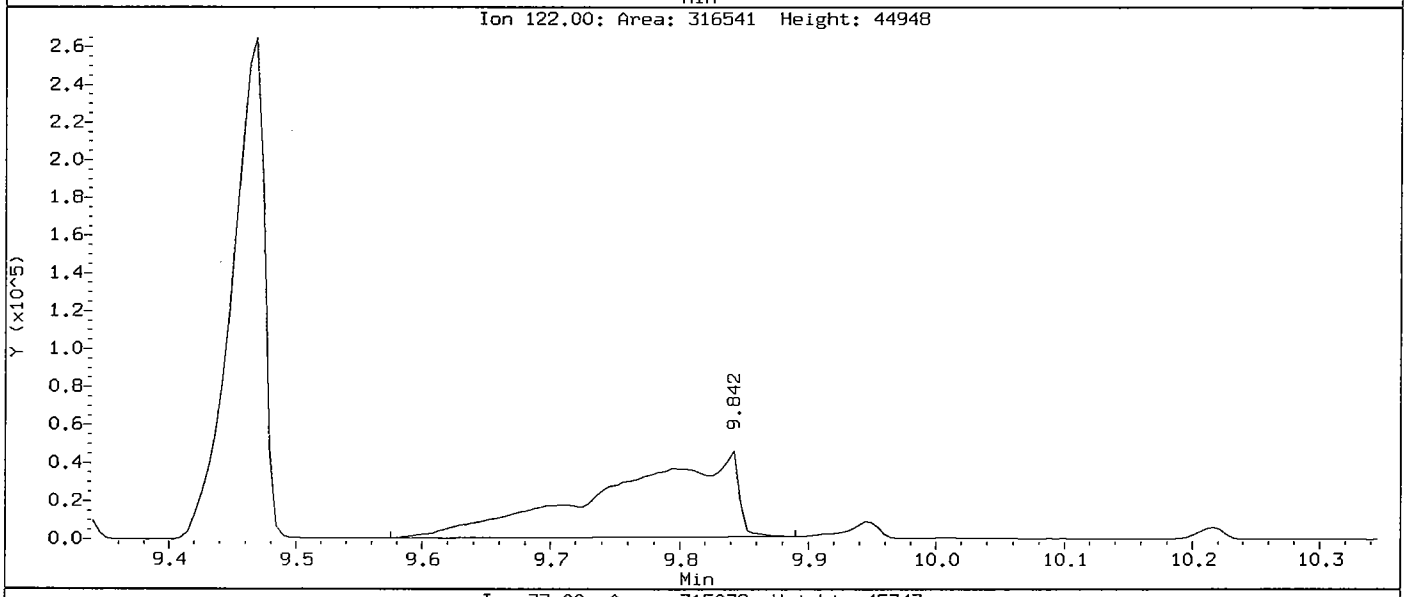

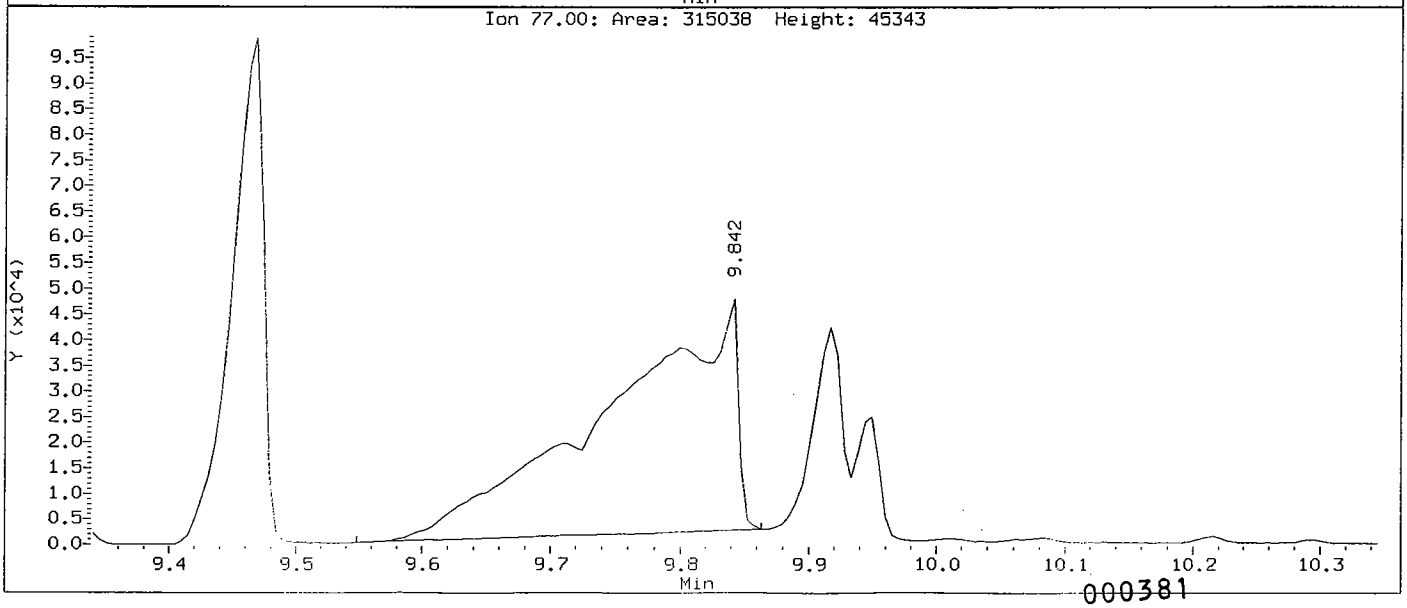

Data File: /chem1/nt6.i/20050718.b/0800718.d
Injection Date: 18-JUL-2005 15:41
Instrument: nt6.i
Client Sample ID:

Compound: 4-Nitrophenol
CAS Number: 100-02-7

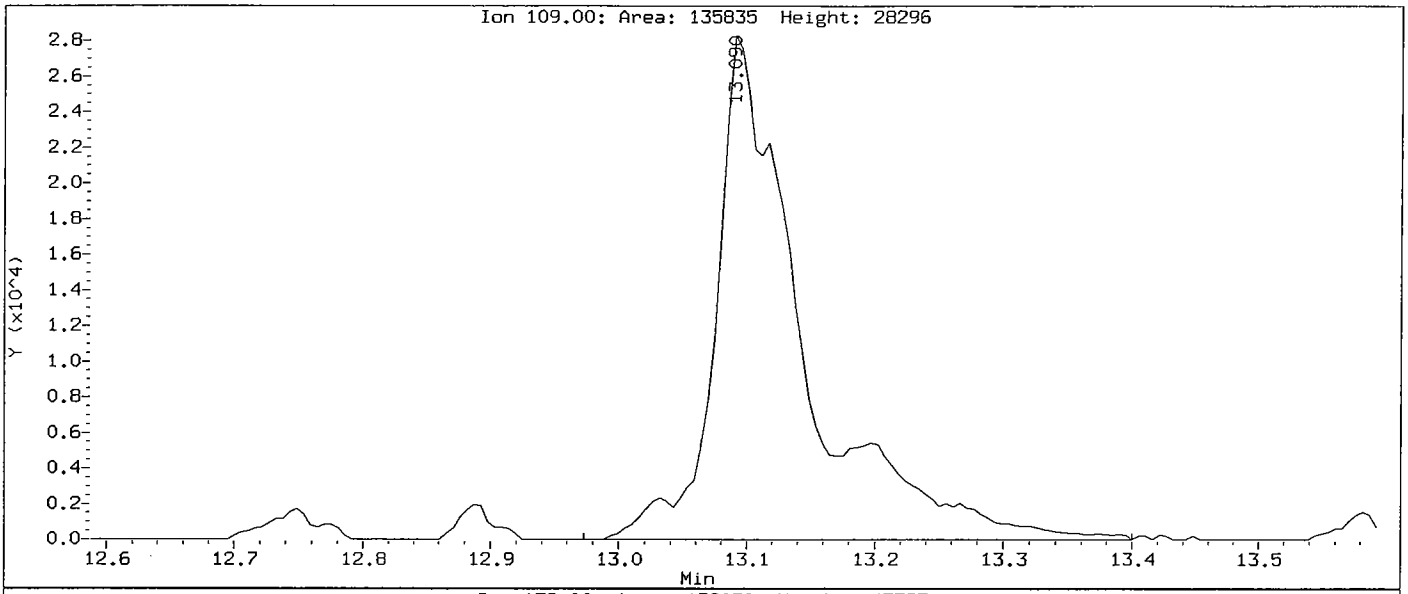

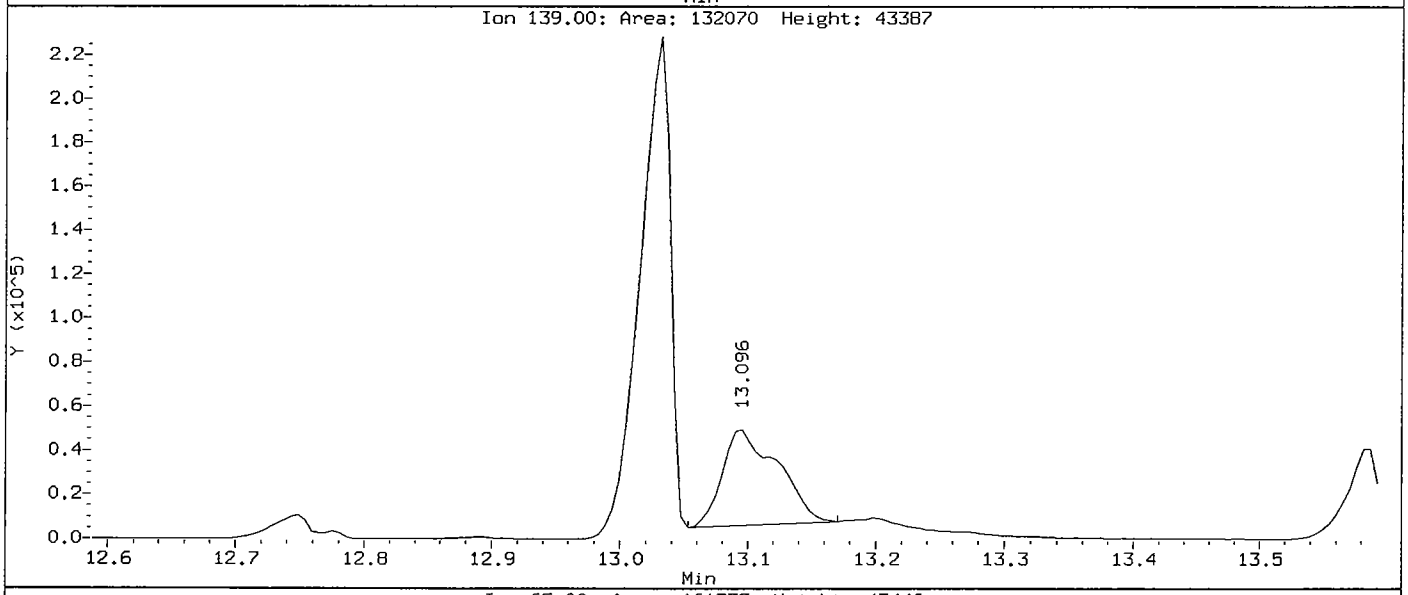

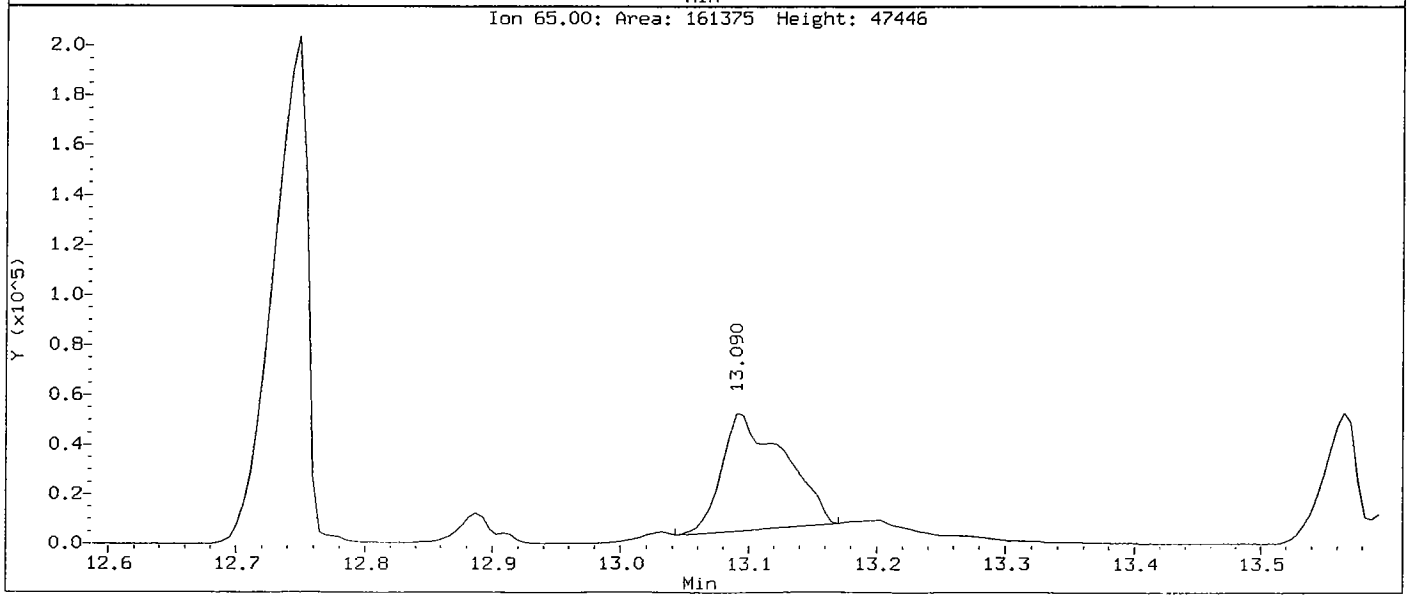

Data File: /chem1/nt6.i/20050718.b/0800718.d
Injection Date: 18-JUL-2005 15:41
Instrument: nt6.i
Client Sample ID:

Compound: Benzo(k)fluoranthene
CAS Number: 207-08-9

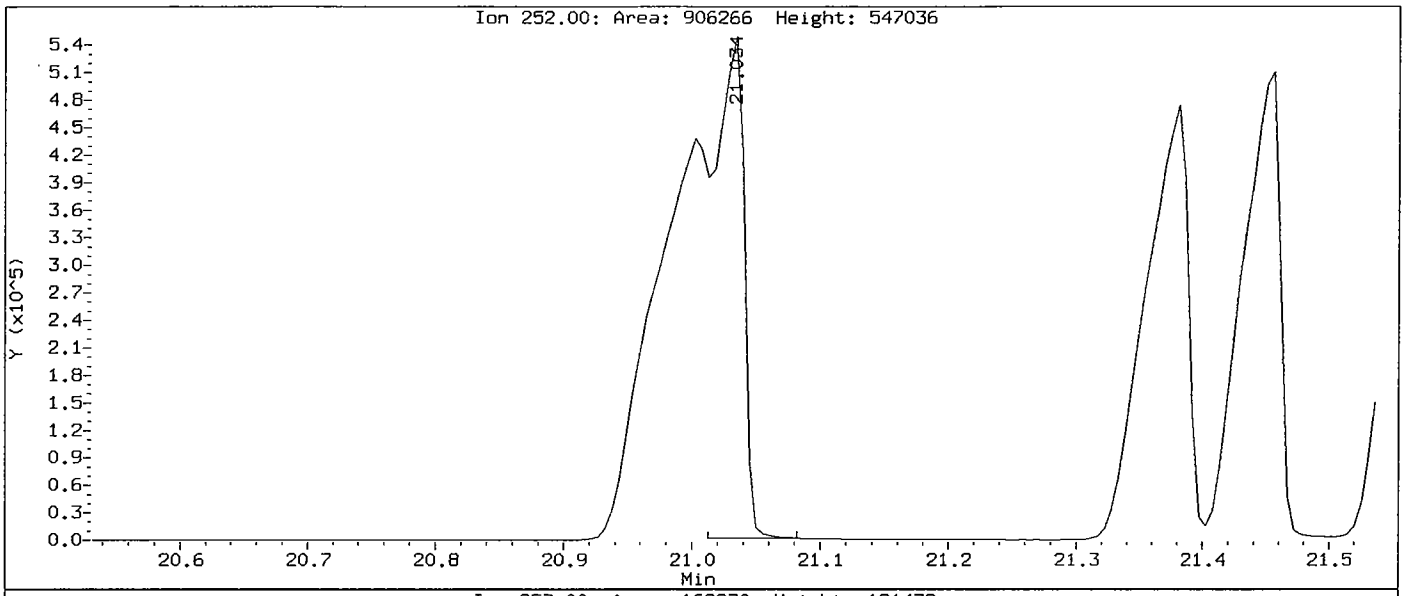

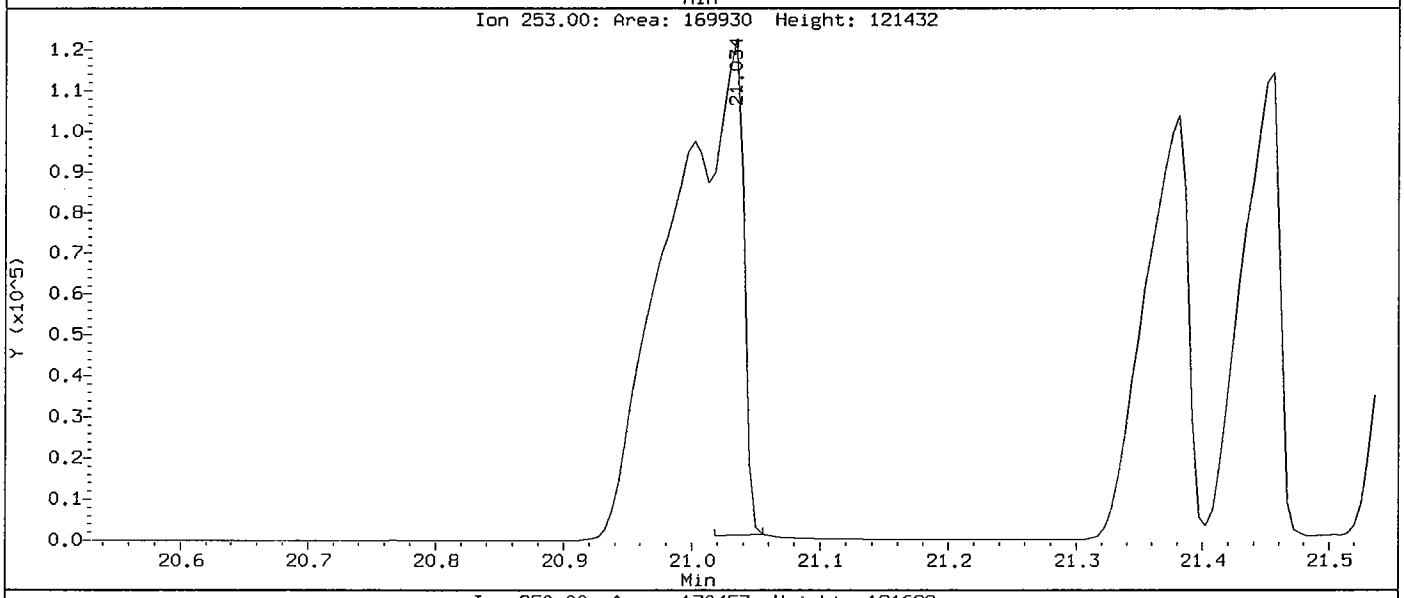

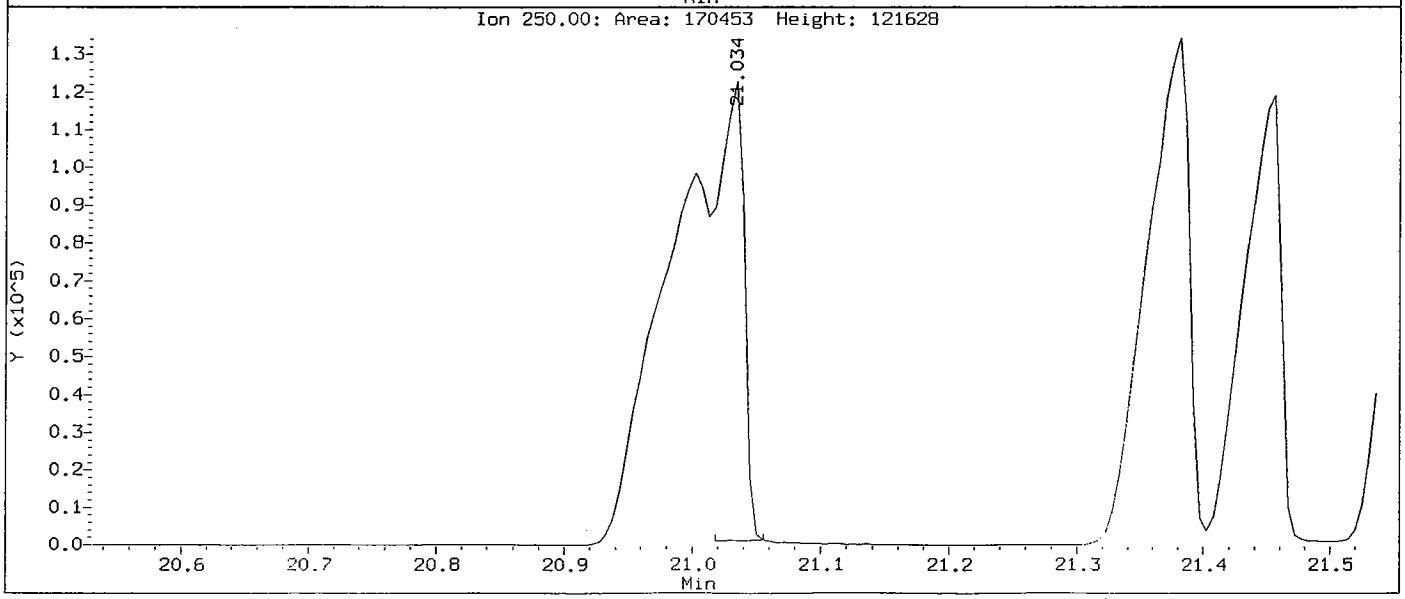

Data File: /chem1/nt6.i/20050718.b/0800718.d
Injection Date: 18-JUL-2005 15:41
Instrument: nt6.i
Client Sample ID:

Compound: Pyridine
CAS Number:

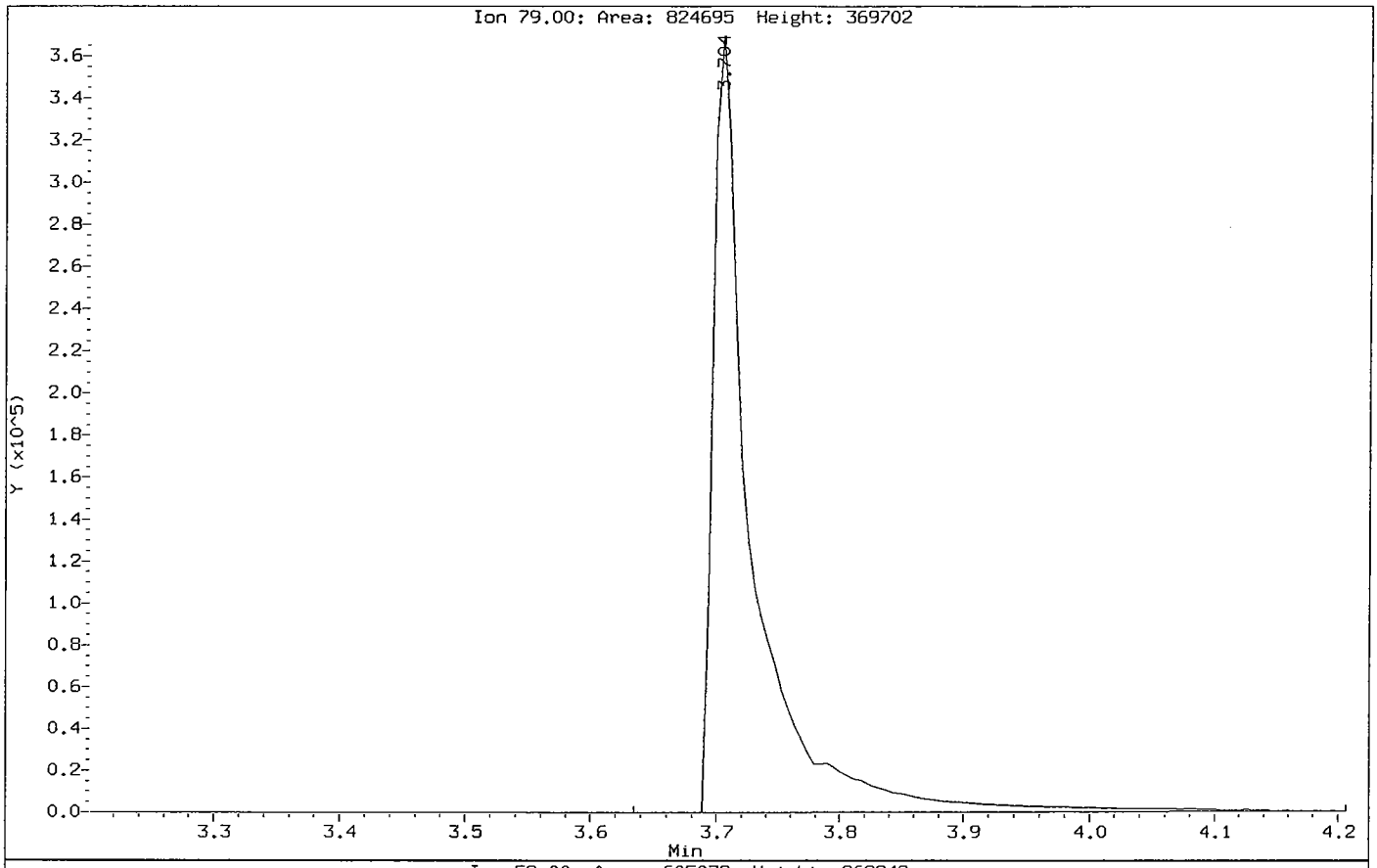

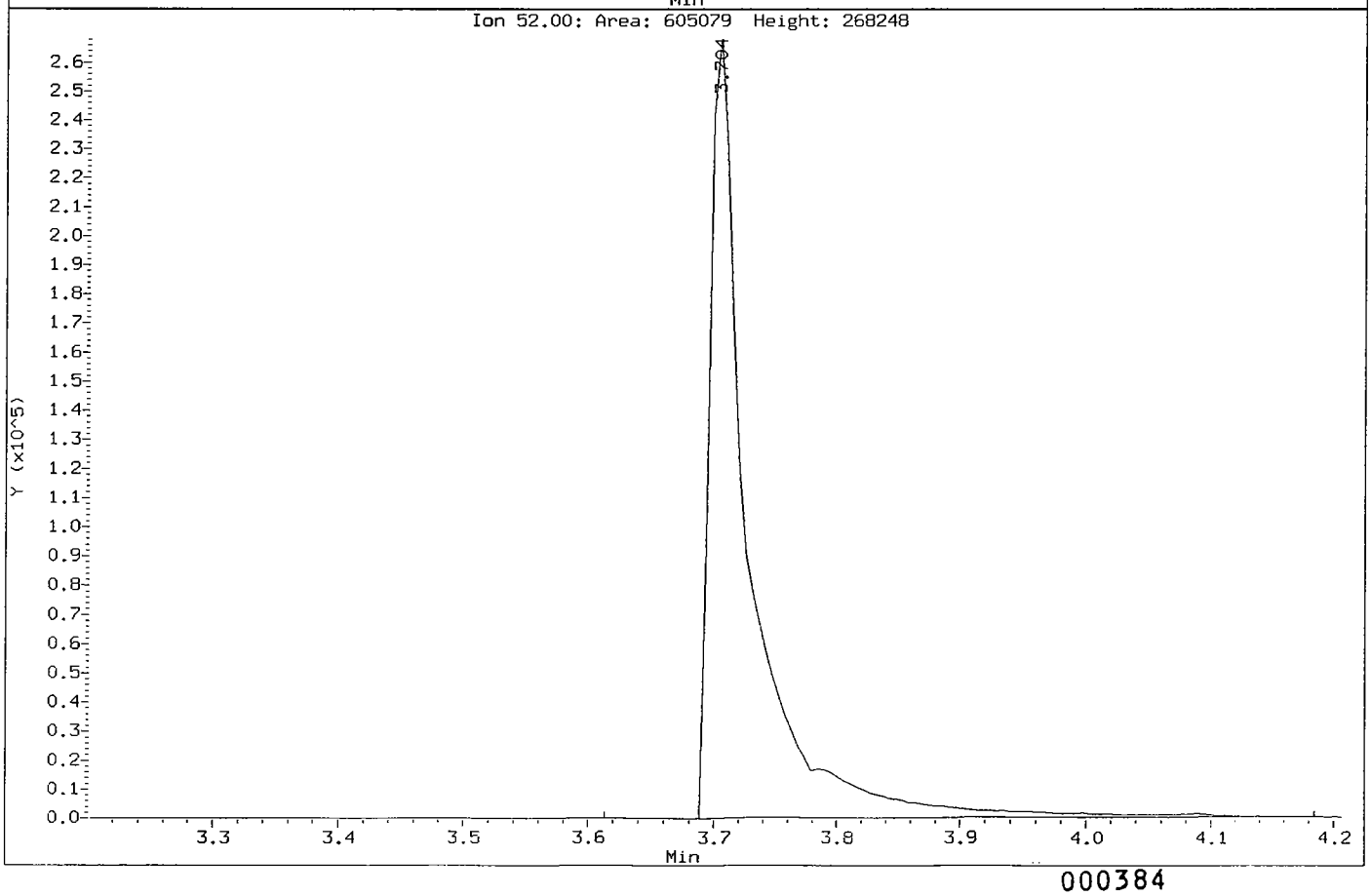

Data File: /chem1/nt6.i/20050718.b/0800718.d
Injection Date: 18-JUL-2005 15:41
Instrument: nt6.i
Client Sample ID:

Compound: Tributyl Phosphate
CAS Number:

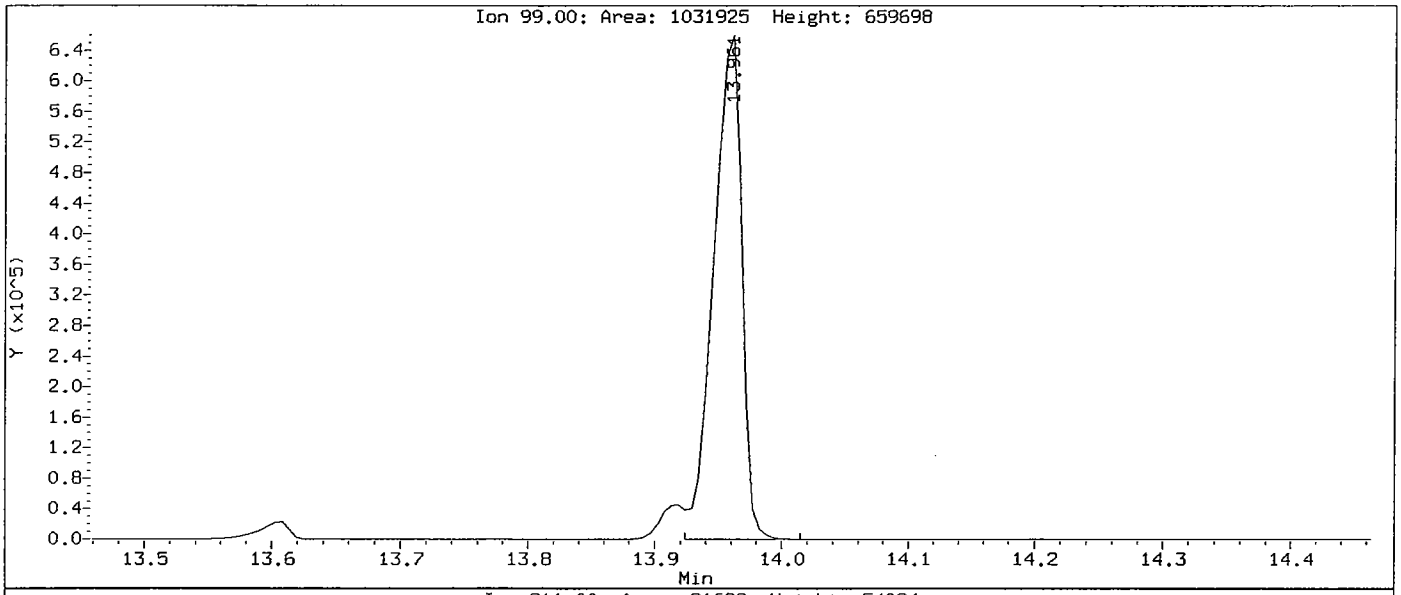

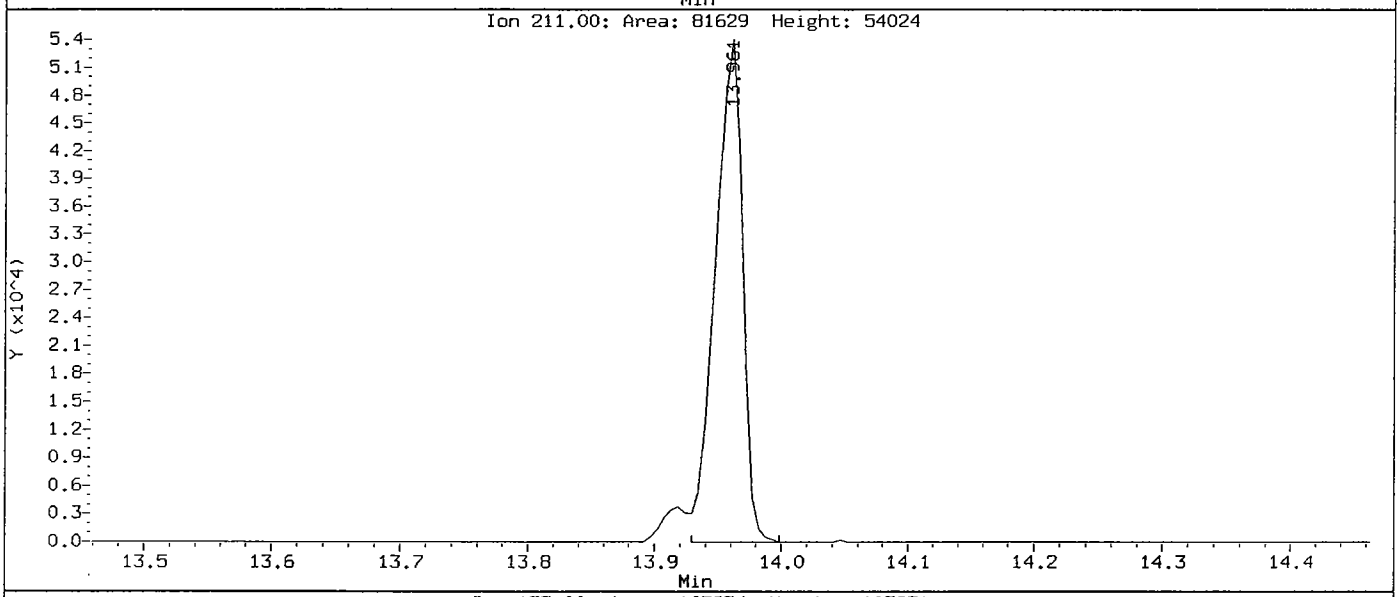

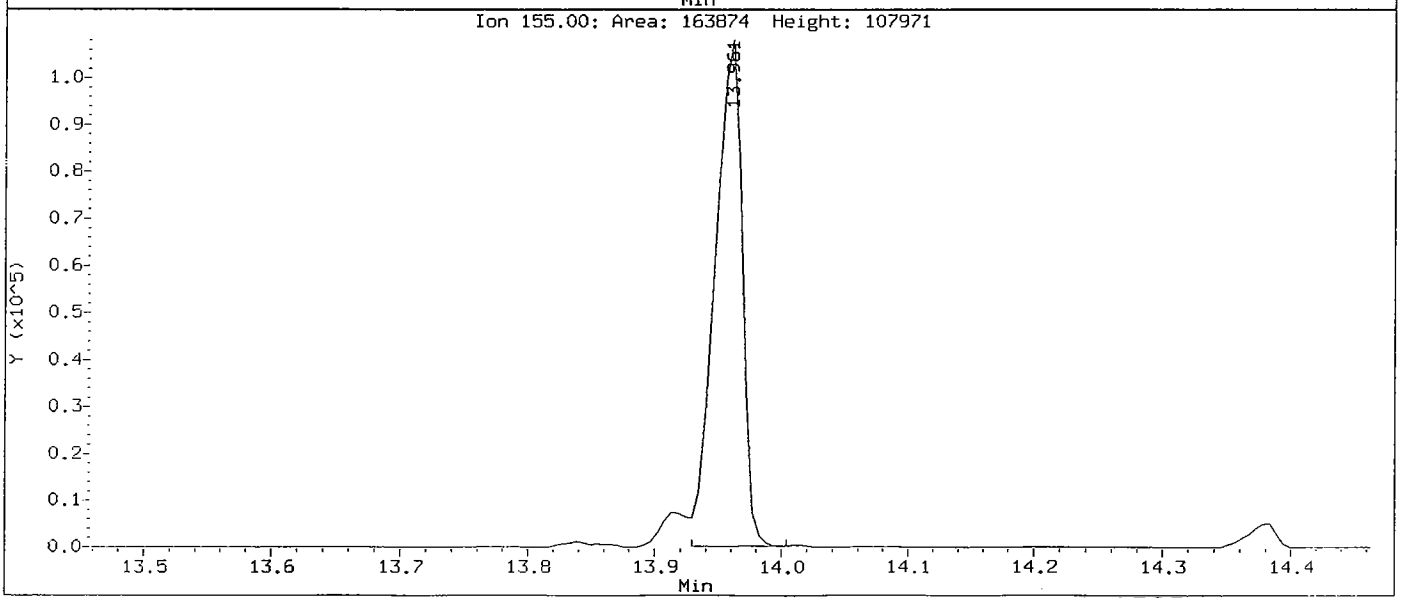

Analytical Resources, Inc.

Semivolatile Report SW846 Method 8270C

Data file : /chem1/nt6.i/20050718.b/icv0718.d
Lab Smp Id: ABN ICV
Inj Date : 18-JUL-2005 18:31
Operator : LJR/VS Inst ID: nt6.i
Smp Info : ABN ICV
Misc Info :
Comment : 1ul Injection
Method : /chem1/nt6.i/20050718.b/SW846.m
Meth Date : 19-Jul-2005 10:03 jeff Quant Type: ISTD
Cal Date : 18-JUL-2005 15:41 Cal File: 0800718.d
Als bottle: 7 QC Sample: LCS
Dil Factor: 1.00000
Integrator: HP RTE Compound Sublist: ICV.sub
Target Version: 3.50

LJR 7/19/05

	Compounds	QUANT SIG MASS	RT	EXP RT	REL RT	RESPONSE	CONCENTRATIONS ON-COLUMN (ug/mL)	CONCENTRATIONS FINAL (ug/mL)
	3 Phenol	94	7.460	7.497	(0.952)	249841	27.9623	27.96
	4 Bis(2-Chloroethyl)ether	93	7.535	7.561	(0.961)	199316	26.6725	26.67
	6 2-Chlorophenol	128	7.572	7.593	(0.966)	191215	28.3137	28.31
	7 1,3-Dichlorobenzene	146	7.775	7.791	(0.992)	190766	26.4143	26.41
*	8 1,4-Dichlorobenzene-d4	152	7.839	7.850	(1.000)	96165	20.0000	
	9 1,4-Dichlorobenzene	146	7.861	7.876	(1.003)	190998	26.1257	26.13
	11 Benzyl alcohol	108	8.144	8.181	(1.039)	117533	26.1528	26.15
	12 1,2-Dichlorobenzene	146	8.154	8.170	(1.040)	174750	27.4254	27.43
	13 2-Methylphenol	108	8.379	8.400	(1.069)	166728	27.0779	27.08
	14 2,2'-oxybis(1-Chloropropane)	45	8.384	8.405	(1.069)	300874	26.4278	26.43
	15 4-Methylphenol	108	8.614	8.651	(1.099)	165376	27.4825	27.48
	16 N-Nitroso-di-n-propylamine	70	8.614	8.662	(1.099)	134826	25.6953	25.70
	17 Hexachloroethane	117	8.630	8.635	(1.101)	69503	27.2447	27.24
	19 Nitrobenzene	77	8.806	8.838	(0.892)	208133	25.9424	25.94
	20 Isophorone	82	9.185	9.222	(0.931)	374202	26.5375	26.54
	21 2-Nitrophenol	139	9.319	9.335	(0.944)	92619	28.3512	28.35
	22 2,4-Dimethylphenol	107	9.437	9.468	(0.956)	179015	27.4491	27.45
	23 Bis(2-Chloroethoxy)methane	93	9.581	9.602	(0.971)	217914	24.7761	24.78
	24 Benzoic acid	105	9.714	9.842	(0.984)	114018	26.6256	26.63
	25 2,4-Dichlorophenol	162	9.698	9.725	(0.983)	135103	27.5086	27.51
	26 1,2,4-Trichlorobenzene	180	9.811	9.826	(0.994)	136667	25.8474	25.85
*	27 Naphthalene-d8	136	9.869	9.880	(1.000)	346612	20.0000	
	28 Naphthalene	128	9.896	9.917	(1.003)	494098	24.9581	24.96
	29 4-Chloroaniline	127	10.062	10.083	(1.019)	200205	24.8215	24.82
	30 Hexachlorobutadiene	225	10.206	10.216	(1.034)	63858	25.6880	25.69
	31 4-Chloro-3-methylphenol	107	10.874	10.895	(1.102)	152311	28.6369	28.64
	32 2-Methylnaphthalene	141	11.007	11.023	(1.115)	247827	24.6514	24.65

	Compounds	QUANT SIG MASS	RT	EXP RT	REL RT	RESPONSE	CONCENTRATIONS ON-COLUMN (ug/mL)	CONCENTRATIONS FINAL (ug/mL)
33	Hexachlorocyclopentadiene	237	11.376	11.386	(0.896)	48270	29.2815	29.28
34	2,4,6-Trichlorophenol	196	11.525	11.546	(0.907)	86308	28.2286	28.23
35	2,4,5-Trichlorophenol	196	11.589	11.605	(0.912)	93183	28.4356	28.44
37	2-Chloronaphthalene	162	11.776	11.803	(0.927)	277121	30.6220	30.62
38	2-Nitroaniline	65	12.038	12.065	(0.948)	103563	26.6836	26.68
39	Dimethylphthalate	163	12.401	12.428	(0.976)	296705	25.6387	25.64
40	Acenaphthylene	152	12.450	12.470	(0.980)	435961	25.1866	25.19
41	2,6-Dinitrotoluene	165	12.508	12.535	(0.985)	72372	27.6458	27.65
* 42	Acenaphthene-d10	164	12.701	12.711	(1.000)	180878	20.0000	
43	3-Nitroaniline	138	12.717	12.748	(1.001)	75586	26.7957	26.80
44	Acenaphthene	153	12.754	12.775	(1.004)	270462	24.8476	24.85
45	2,4-Dinitrophenol	184	12.877	12.914	(1.014)	18729	26.7519	26.75
46	Dibenzofuran	168	13.010	13.031	(1.024)	377568	25.8405	25.84
47	4-Nitrophenol	109	13.064	13.090	(1.029)	36902	30.0293	30.03
48	2,4-Dinitrotoluene	165	13.123	13.154	(1.033)	93821	28.5339	28.53
49	Fluorene	166	13.561	13.582	(1.068)	297473	26.0358	26.04
50	Diethylphthalate	149	13.539	13.566	(1.066)	277821	25.7676	25.77
51	4-Chlorophenyl-phenylether	204	13.587	13.608	(1.070)	134975	25.6174	25.62
52	4-Nitroaniline	138	13.716	13.774	(1.080)	79503	27.3605	27.36
53	4,6-Dinitro-2-methylphenol	198	13.769	13.811	(0.914)	38643	28.1027	28.10
54	N-Nitrosodiphenylamine	169	13.806	13.838	(0.917)	225893	33.4090	33.41(P)
56	4-Bromophenyl-phenylether	248	14.362	14.383	(0.954)	70234	24.5479	24.55
57	Hexachlorobenzene	284	14.581	14.602	(0.968)	73210	25.2700	25.27
58	Pentachlorophenol	266	14.891	14.917	(0.989)	44295	30.0508	30.05
* 59	Phenanthrene-d10	188	15.056	15.067	(1.000)	258824	20.0000	
60	Phenanthrene	178	15.094	15.120	(1.002)	388929	28.7126	28.71
61	Anthracene	178	15.163	15.190	(1.007)	390093	24.3529	24.35
62	Carbazole	167	15.463	15.494	(1.027)	383023	25.9813	25.98
63	Di-n-butylphthalate	149	16.162	16.178	(1.073)	454797	26.0394	26.04
64	Fluoranthene	202	17.017	17.043	(1.130)	380821	24.4578	24.46
65	Pyrene	202	17.370	17.396	(0.898)	403677	25.3706	25.37
67	Butylbenzylphthalate	149	18.561	18.582	(0.960)	198947	25.9288	25.93
68	Benzo(a)anthracene	228	19.314	19.340	(0.999)	354545	25.5878	25.59
* 69	Chrysene-d12	240	19.341	19.362	(1.000)	183559	20.0000	
70	3,3'-Dichlorobenzidine	252	19.346	19.373	(1.000)	117958	24.2842	24.28
71	Chrysene	228	19.384	19.415	(1.002)	327127	24.3769	24.38
72	bis(2-Ethylhexyl)phthalate	149	19.528	19.543	(0.955)	288820	26.3668	26.37
* 134	Di-n-octylphthalate-d4	153	20.452	20.473	(1.000)	375005	20.0000	
73	Di-n-octylphthalate	149	20.468	20.489	(1.001)	481236	24.4434	24.44
74	Benzo(b)fluoranthene	252	20.960	21.002	(0.975)	396257	24.8432	24.84(H)
75	Benzo(k)fluoranthene	252	20.997	21.034	(0.977)	378493	25.4111	25.41
76	Benzo(a)pyrene	252	21.408	21.456	(0.996)	349037	24.8767	24.88
* 77	Perylene-d12	264	21.488	21.509	(1.000)	229280	20.0000	
78	Indeno(1,2,3-cd)pyrene	276	22.958	23.000	(1.068)	355332	25.2453	25.25
79	Dibenzo(a,h)anthracene	278	22.984	23.043	(1.070)	283264	25.4929	25.49
80	Benzo(g,h,i)perylene	276	23.358	23.422	(1.087)	311739	24.6344	24.63
103	Pyridine	79	3.704	3.704	(0.473)	185506	19.4459	19.45

Compounds	QUANT SIG MASS	RT	EXP RT	REL RT	RESPONSE	CONCENTRATIONS ON-COLUMN (ug/mL)	CONCENTRATIONS FINAL (ug/mL)
90 N-Nitrosodimethylamine	74	3.747	3.774	(0.478)	130486	25.3959	25.40
91 Aniline	93	7.417	7.438	(0.946)	264517	22.7432	22.74
105 1-methylnaphthalene	141	11.178	11.194	(1.133)	242899	23.8275	23.83
111 Azobenzene (1,2-DP-Hydrazine)	77	13.838	13.859	(1.090)	407622	28.7938	28.79
93 Benzidine	184	17.290	17.316	(0.894)	47731	7.40759	7.408 (R)

QC Flag Legend

R - Spike/Surrogate failed recovery limits.
H - Operator selected an alternate compound hit.

Analytical Resources, Inc.

INTERNAL STANDARD COMPOUNDS
AREA AND RT SUMMARY

Instrument ID: nt6.i
Lab File ID: icv0718.d
Lab Smp Id: ABN ICV
Analysis Type: SV
Quant Type: ISTD
Operator: LJR/VS
Method File: /chem1/nt6.i/20050718.b/SW846.m
Misc Info:

Calibration Date: 18-JUL-2005
Calibration Time: 15:03

Level:
Sample Type:

COMPOUND	STANDARD	AREA LIMIT LOWER	AREA LIMIT UPPER	SAMPLE	%DIFF
8 1,4-Dichlorobenze	99236	49618	198472	96165	-3.09
27 Naphthalene-d8	351454	175727	702908	346612	-1.38
42 Acenaphthene-d10	182658	91329	365316	180878	-0.97
59 Phenanthrene-d10	260034	130017	520068	258824	-0.47
69 Chrysene-d12	179938	89969	359876	183559	2.01
134 Di-n-octylphthala	368961	184480	737922	375005	1.64
77 Perylene-d12	233857	116928	467714	229280	-1.96

COMPOUND	STANDARD	RT LIMIT LOWER	RT LIMIT UPPER	SAMPLE	%DIFF
8 1,4-Dichlorobenze	7.84	7.34	8.34	7.84	-0.02
27 Naphthalene-d8	9.87	9.37	10.37	9.87	-0.02
42 Acenaphthene-d10	12.70	12.20	13.20	12.70	-0.01
59 Phenanthrene-d10	15.06	14.56	15.56	15.06	-0.01
69 Chrysene-d12	19.34	18.84	19.84	19.34	-0.01
134 Di-n-octylphthala	20.46	19.96	20.96	20.45	-0.03
77 Perylene-d12	21.49	20.99	21.99	21.49	-0.01

AREA UPPER LIMIT = +100% of internal standard area.
AREA LOWER LIMIT = - 50% of internal standard area.
RT UPPER LIMIT = + 0.50 minutes of internal standard RT.
RT LOWER LIMIT = - 0.50 minutes of internal standard RT.

Analytical Resources, Inc.

RECOVERY REPORT

Client Name:
Sample Matrix: NONE
Lab Smp Id: ABN ICV
Level:
Data Type: MS DATA
SpikeList File: ICV.spk
Sublist File: ICV.sub
Method File: /chem1/nt6.i/20050718.b/SW846.m
Misc Info:

Client SDG: 20050718
Fraction: SV

Operator: LJR/VS
SampleType: LCS
Quant Type: ISTD

	SPIKE COMPOUND	AMOUNT ADDED ug/mL	AMOUNT RECOVERED ug/mL	% RECOVERED	LIMITS
3	Phenol	25.00	27.96	111.85	
4	Bis(2-Chloroethyl)	25.00	26.67	106.69	
6	2-Chlorophenol	25.00	28.31	113.25	
7	1,3-Dichlorobenzen	25.00	26.41	105.66	
9	1,4-Dichlorobenzen	25.00	26.13	104.50	
11	Benzyl alcohol	25.00	26.15	104.61	
12	1,2-Dichlorobenzen	25.00	27.43	109.70	
13	2-Methylphenol	25.00	27.08	108.31	
14	2,2'-oxybis(1-Chlo	25.00	26.43	105.71	
15	4-Methylphenol	25.00	27.48	109.93	
16	N-Nitroso-di-n-pro	25.00	25.70	102.78	
19	Nitrobenzene	25.00	25.94	103.77	
20	Isophorone	25.00	26.54	106.15	ok
21	2-Nitrophenol	25.00	28.35	113.40	
22	2,4-Dimethylphenol	25.00	27.45	109.80	
23	Bis(2-Chloroethoxy	25.00	24.78	99.10	
24	Benzoic acid	25.00	26.63	106.50	
25	2,4-Dichlorophenol	25.00	27.51	110.03	
26	1,2,4-Trichloroben	25.00	25.85	103.39	
28	Naphthalene	25.00	24.96	99.83	
29	4-Chloroaniline	25.00	24.82	99.29	
30	Hexachlorobutadien	25.00	25.69	102.75	
31	4-Chloro-3-methylp	25.00	28.64	114.55	
32	2-Methylnaphthalen	25.00	24.65	98.61	
33	Hexachlorocyclopen	25.00	29.28	117.13	
34	2,4,6-Trichlorophe	25.00	28.23	112.91	
35	2,4,5-Trichlorophe	25.00	28.44	113.74	
37	2-Chloronaphthalen	25.00	30.62	122.49	
39	Dimethylphthalate	25.00	25.64	102.55	
40	Acenaphthylene	25.00	25.19	100.75	
43	3-Nitroaniline	25.00	26.80	107.18	
44	Acenaphthene	25.00	24.85	99.39	
46	Dibenzofuran	25.00	25.84	103.36	

SPIKE	COMPOUND	AMOUNT ADDED ug/mL	AMOUNT RECOVERED ug/mL	% RECOVERED	LIMITS
48	2,4-Dinitrotoluene	25.00	28.53	114.14	
49	Fluorene	25.00	26.04	104.14	
50	Diethylphthalate	25.00	25.77	103.07	
51	4-Chlorophenyl-phe	25.00	25.62	102.47	
52	4-Nitroaniline	25.00	27.36	109.44	
53	4,6-Dinitro-2-meth	25.00	28.10	112.41	
54	N-Nitrosodiphenyla	25.00	33.41	133.64*	
56	4-Bromophenyl-phen	25.00	24.55	98.19	
57	Hexachlorobenzene	25.00	25.27	101.08	
58	Pentachlorophenol	25.00	30.05	120.20	
60	Phenanthrene	25.00	28.71	114.85	
61	Anthracene	25.00	24.35	97.41	
62	Carbazole	25.00	25.98	103.93	
63	Di-n-butylphthalat	25.00	26.04	104.16	
64	Fluoranthene	25.00	24.46	97.83	
65	Pyrene	25.00	25.37	101.48	
67	Butylbenzylphthala	25.00	25.93	103.72	
68	Benzo(a)anthracene	25.00	25.59	102.35	
70	3,3'-Dichlorobenzi	25.00	24.28	97.14	
71	Chrysene	25.00	24.38	97.51	
72	bis(2-Ethylhexyl)p	25.00	26.37	105.47	
73	Di-n-octylphthalat	25.00	24.44	97.77	
74	Benzo(b)fluoranthe	25.00	24.84	99.37	OK
75	Benzo(k)fluoranthe	25.00	25.41	101.64	
76	Benzo(a)pyrene	25.00	24.88	99.51	
78	Indeno(1,2,3-cd)py	25.00	25.25	100.98	
79	Dibenzo(a,h)anthra	25.00	25.49	101.97	
80	Benzo(g,h,i)peryle	25.00	24.63	98.54	
103	Pyridine	25.00	19.45	77.78	
90	N-Nitrosodimethyla	25.00	25.40	101.58	
91	Aniline	25.00	22.74	90.97	
105	1-methylnaphthalen	25.00	23.83	95.31	
111	Azobenzene (1,2-DP	25.00	28.79	115.18	
93	Benzidine	25.00	7.408	29.63*	

Data File: /chem1/nt6.i/20050718.b/icv0718.d
Date : 18-JUL-2005 18:31
Client ID:
Sample Info: ABN ICV

Instrument: nt6.i

Operator: LJR/VS
Column diameter: 0.32

Column phase: RTX-5

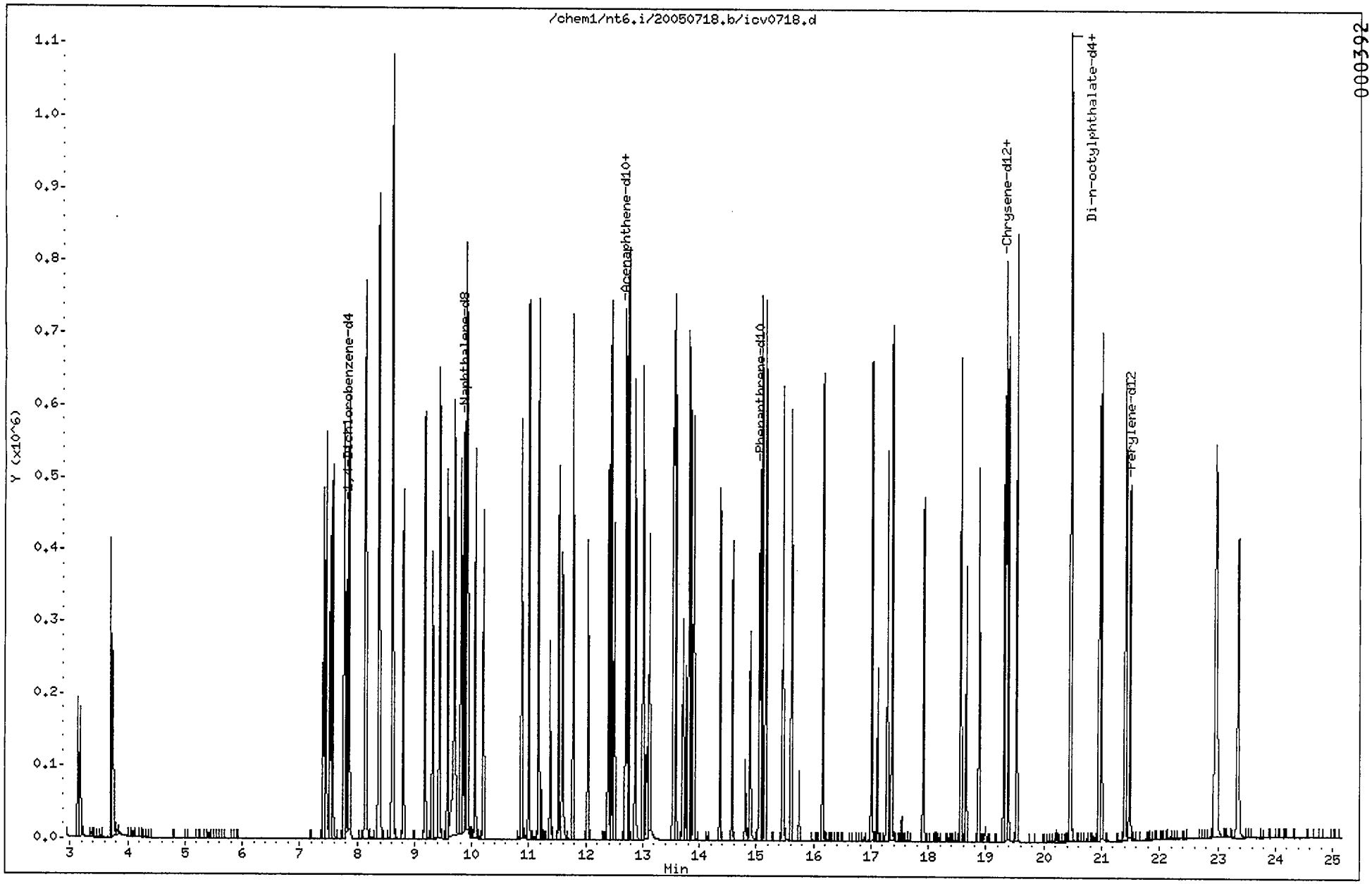

Data File: /chem1/nt6.i/20050718.b/icv0718.d
Injection Date: 18-JUL-2005 18:31
Instrument: nt6.i
Client Sample ID:

Compound: Benzo(b)fluoranthene
CAS Number: 205-99-2

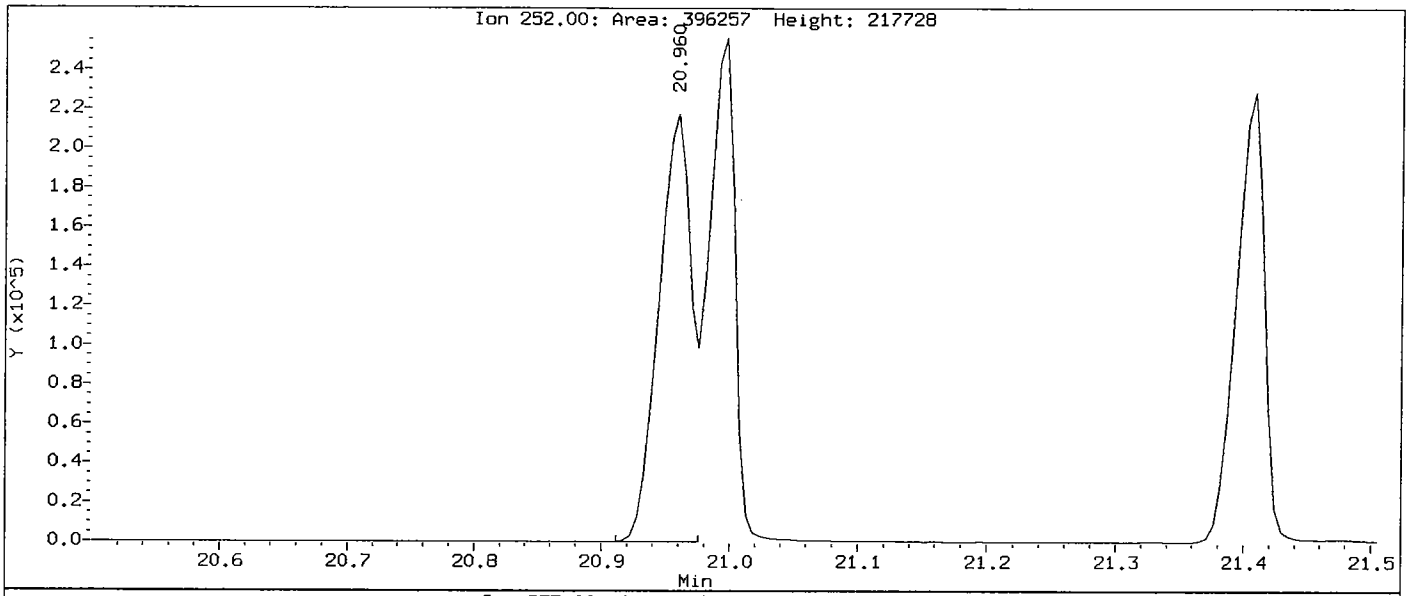

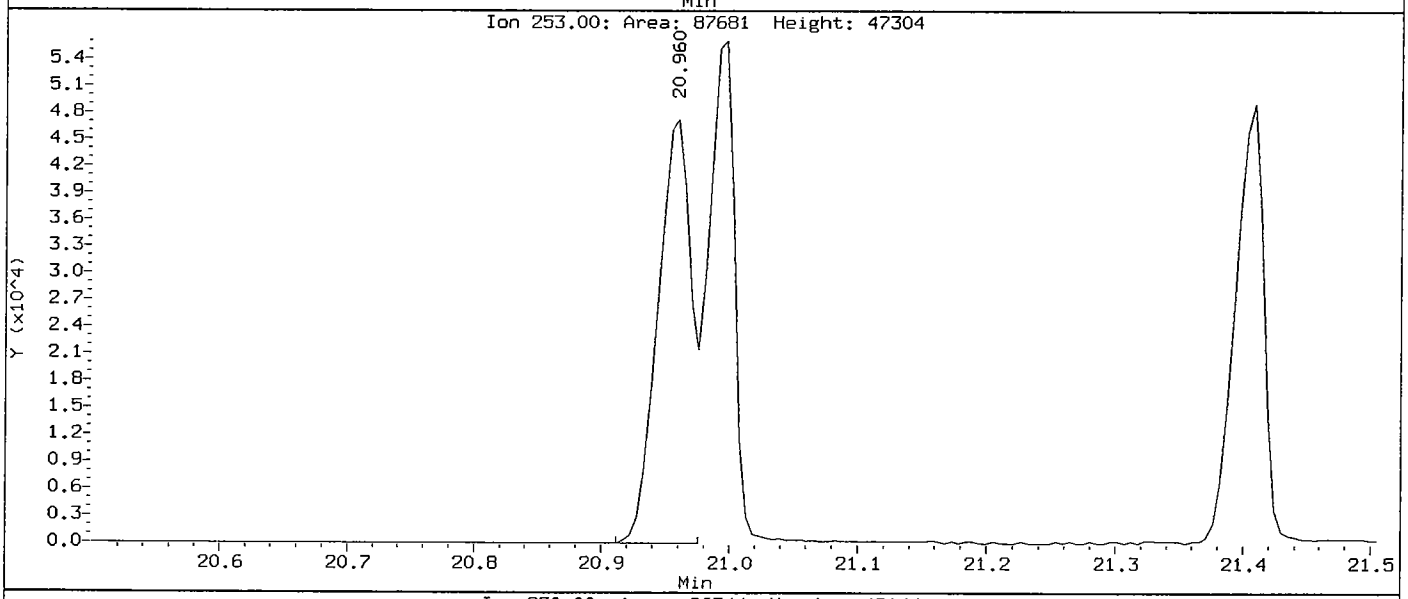

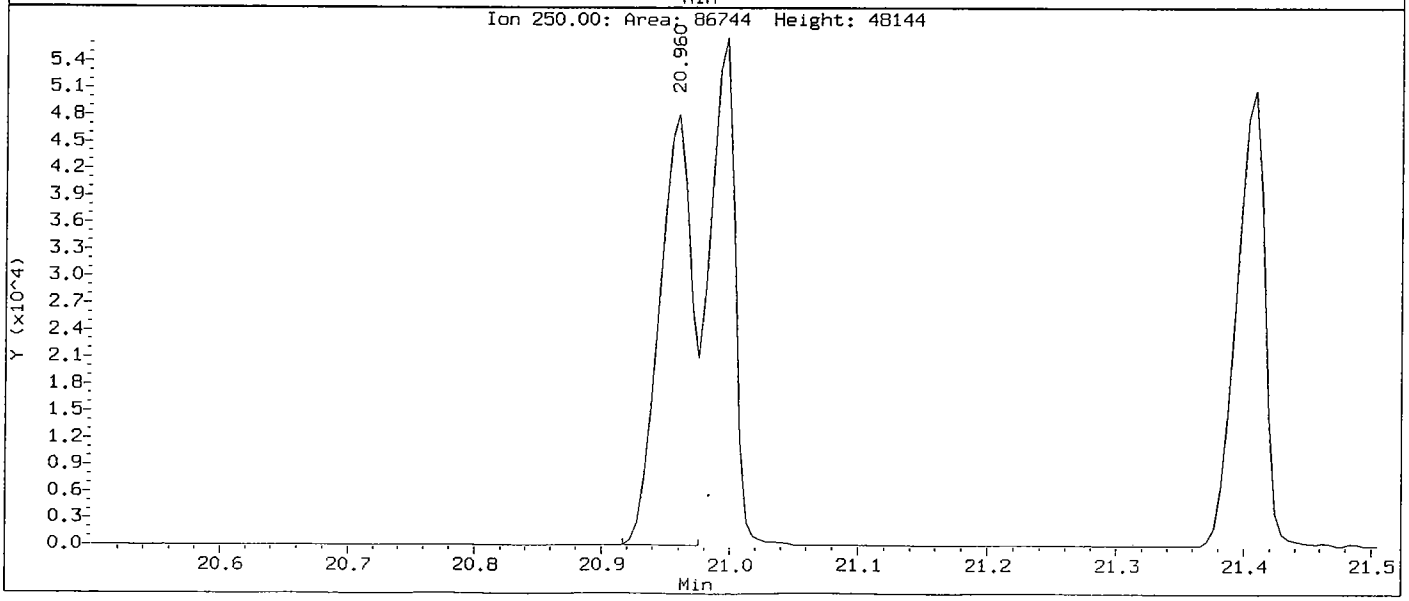

7B

SEMIVOLATILE 8270-C CONTINUING CALIBRATION CHECK

Lab Name: ANALYTICAL RESOURCES, INC Client: ANCHOR

ARI Job No: IH29 Project: KC FORMER SCOTT MILL

Instrument ID: NT6 Cont. Calib. Date: 07/29/05

Init. Calib. Date: 07/18/05 Cont. Calib. Time: 1544

COMPOUND	CALC AMOUNT	NOM AMOUNT	CURVE	%D	MAX %D
Phenol	25.94	25.00	AVRG	-3.8	20.0
Bis(2-Chloroethyl)ether	23.97	25.00	AVRG	4.1	
2-Chlorophenol	25.91	25.00	AVRG	-3.6	
1,3-Dichlorobenzene	25.22	25.00	AVRG	-0.9	
1,4-Dichlorobenzene	25.23	25.00	AVRG	-0.9	20.0
1,2-Dichlorobenzene	26.92	25.00	2ORDR	-7.7	
Benzyl alcohol	16.29	25.00	AVRG	34.8	
2,2'-oxybis(1-Chloropropane)	21.62	25.00	AVRG	13.5	
2-Methylphenol	26.38	25.00	AVRG	-5.5	
Hexachloroethane	27.15	25.00	AVRG	-8.6	
N-Nitroso-di-n-propylamine	25.74	25.00	AVRG	-3.0	
4-Methylphenol	28.75	25.00	AVRG	-15.0	
Nitrobenzene	24.05	25.00	AVRG	3.8	
Isophorone	24.13	25.00	AVRG	3.5	
2-Nitrophenol	27.25	25.00	AVRG	-9.0	20.0
2,4-Dimethylphenol	26.68	25.00	AVRG	-6.7	
Bis(2-Chloroethoxy)methane	23.82	25.00	AVRG	4.7	
2,4-Dichlorophenol	26.23	25.00	AVRG	-4.9	20.0
1,2,4-Trichlorobenzene	25.01	25.00	AVRG	-0.0	
Naphthalene	24.55	25.00	AVRG	1.8	
Benzoic acid	27.75	25.00	AVRG	-11.0	
4-Chloroaniline	24.78	25.00	AVRG	0.9	
Hexachlorobutadiene	25.80	25.00	AVRG	-3.2	20.0
4-Chloro-3-methylphenol	27.17	25.00	AVRG	-8.7	20.0
2-Methylnaphthalene	25.20	25.00	AVRG	-0.8	
Hexachlorocyclopentadiene	30.71	25.00	AVRG	-22.8	
2,4,6-Trichlorophenol	24.83	25.00	AVRG	0.7	20.0
2,4,5-Trichlorophenol	24.78	25.00	AVRG	0.9	
2-Chloronaphthalene	25.82	25.00	2ORDR	-3.3	
2-Nitroaniline	24.05	25.00	AVRG	3.8	
Acenaphthylene	23.87	25.00	AVRG	4.5	
Dimethylphthalate	24.39	25.00	AVRG	2.4	
2,6-Dinitrotoluene	26.24	25.00	AVRG	-5.0	
Acenaphthene	23.75	25.00	AVRG	5.0	20.0
3-Nitroaniline	26.48	25.00	AVRG	-5.9	
2,4-Dinitrophenol	32.48	25.00	LINR	-29.9	
Dibenzofuran	23.80	25.00	AVRG	4.8	

<- Outside QC limits

FORM VII SV-1

SEMIVOLATILE 8270-C CONTINUING CALIBRATION CHECK

Lab Name: ANALYTICAL RESOURCES, INC Client: ANCHOR

ARI Job No: IH29 Project: KC FORMER SCOTT MILL

Instrument ID: NT6 Cont. Calib. Date: 07/29/05

Init. Calib. Date: 07/18/05 Cont. Calib. Time: 1544

COMPOUND	CALC AMOUNT	NOM AMOUNT	CURVE	%D	MAX %D
4-Nitrophenol	29.16	25.00	AVRG	-16.6	
2,4-Dinitrotoluene	26.26	25.00	AVRG	-5.0	
Fluorene	23.56	25.00	2ORDR	5.8	
4-Chlorophenyl-phenylether	24.38	25.00	AVRG	2.5	
Diethylphthalate	23.91	25.00	AVRG	4.4	
4-Nitroaniline	24.46	25.00	AVRG	2.2	
4,6-Dinitro-2-methylphenol	31.32	25.00	AVRG	-25.3	
N-Nitrosodiphenylamine(1)	24.50	25.00	AVRG	2.0	
4-Bromophenyl-phenylether	24.69	25.00	AVRG	1.2	
Hexachlorobenzene	24.62	25.00	AVRG	1.5	
Pentachlorophenol	25.19	25.00	AVRG	-0.8	20.0
Phenanthrene	27.50	25.00	2ORDR	-10.0	
Anthracene	23.82	25.00	AVRG	4.7	
Carbazole	23.30	25.00	AVRG	6.8	
Di-n-butylphthalate	24.69	25.00	AVRG	1.2	
Fluoranthene	24.35	25.00	AVRG	2.6	20.0
Pyrene	24.30	25.00	AVRG	2.8	
Butylbenzylphthalate	23.84	25.00	AVRG	4.6	
Benzo(a)anthracene	22.92	25.00	AVRG	8.3	
3,3'-Dichlorobenzidine	20.55	25.00	AVRG	17.8	
Chrysene	21.96	25.00	AVRG	12.2	
bis(2-Ethylhexyl)phthalate	27.48	25.00	AVRG	-9.9	
Di-n-octylphthalate	24.19	25.00	AVRG	3.2	20.0
Benzo(b)fluoranthene	24.69	25.00	AVRG	1.2	
Benzo(k)fluoranthene	23.00	25.00	2ORDR	8.0	
Benzo(a)pyrene	24.34	25.00	AVRG	2.6	20.0
Indeno(1,2,3-cd)pyrene	30.34	25.00	2ORDR	-21.4	
Dibenzo(a,h)anthracene	31.65	25.00	2ORDR	-26.6	
Benzo(g,h,i)perylene	30.82	25.00	2ORDR	-23.3	
2-Fluorophenol	24.06	25.00	AVRG	3.8	
Phenol-d5	24.69	25.00	AVRG	1.2	
2-Chlorophenol-d4	25.31	25.00	AVRG	-1.2	
1,2-Dichlorobenzene-d4	26.72	25.00	AVRG	-6.9	
Nitrobenzene-d5	24.46	25.00	AVRG	2.2	
2-Fluorobiphenyl	24.25	25.00	AVRG	3.0	

(1) Cannot be separated from Diphenylamine
<- Outside QC limits

7C

SEMIVOLATILE 8270-C CONTINUING CALIBRATION CHECK

Lab Name: ANALYTICAL RESOURCES, INC Client: ANCHOR

ARI Job No: IH29 Project: KC FORMER SCOTT MILL

Instrument ID: NT6 Cont. Calib. Date: 07/29/05

Init. Calib. Date: 07/18/05 Cont. Calib. Time: 1544

COMPOUND	CALC AMOUNT	NOM AMOUNT	CURVE	%D	MAX %D
2,4,6-Tribromophenol	27.15	25.00	AVRG	-8.6	
Terphenyl-d14	24.46	25.00	AVRG	2.2	

<- Outside QC limits

FORM VII SV-3

Analytical Resources, Inc.

CONTINUING CALIBRATION COMPOUNDS

Instrument ID: nt6.i
Lab File ID: cc0729.d
Analysis Type:
Lab Sample ID: ABN 25
Method: /chem1/nt6.i/20050729.b/SW846.m

Injection Date: 29-JUL-2005 15:44
Init. Cal. Date(s): 18-JUL-2005 18-JUL-2005
Init. Cal. Times: 12:01 17:57
Quant Type: ISTD

COMPOUND	RRF / AMOUNT	RF25	CCAL RRF25	MIN RRF	%D / %DRIFT	MAX %D / %DRIFT	CURVE TYPE
$ 1 2-Fluorophenol	1.41254	1.35969	1.35969	0.010	3.74159	100	Averaged
$ 2 Phenol-d5	1.64171	1.62109	1.62109	0.010	1.25543	100	Averaged
3 Phenol	1.85825	1.92816	1.92816	0.010	-3.76251	20.00000	Averaged
$ 5 2-Chlorophenol-d4	1.30190	1.31787	1.31787	0.010	-1.22635	100	Averaged
4 Bis(2-Chloroethyl)ether	1.55414	1.48982	1.48982	0.010	4.13900	100	Averaged
6 2-Chlorophenol	1.40455	1.45555	1.45555	0.010	-3.63042	100	Averaged
7 1,3-Dichlorobenzene	1.50202	1.51534	1.51534	0.010	-0.88712	100	Averaged
9 1,4-Dichlorobenzene	1.52046	1.53457	1.53457	0.010	-0.92819	20.00000	Averaged
$ 10 1,2-Dichlorobenzene-d4	0.84815	0.90662	0.90662	0.010	-6.89420	100	Averaged
12 1,2-Dichlorobenzene	26.91965	25.00000	1.43257	0.010	-7.67858	100	Quadratic
11 Benzyl alcohol	0.93466	0.60895	0.60895	0.010	34.84764	100	Averaged
14 2,2'-oxybis(1-Chloropropane	2.36776	2.04750	2.04750	0.010	13.52589	100	Averaged
13 2-Methylphenol	1.28058	1.35129	1.35129	0.010	-5.52154	100	Averaged
17 Hexachloroethane	0.53056	0.57627	0.57627	0.010	-8.61537	100	Averaged
16 N-Nitroso-di-n-propylamine	1.09127	1.12370	1.12370	0.050	-2.97105	100	Averaged
15 4-Methylphenol	1.25150	1.43904	1.43904	0.010	-14.98538	100	Averaged
$ 18 Nitrobenzene-d5	0.46070	0.45068	0.45068	0.010	2.17566	100	Averaged
19 Nitrobenzene	0.46293	0.44534	0.44534	0.010	3.80119	100	Averaged
20 Isophorone	0.81364	0.78531	0.78531	0.010	3.48228	100	Averaged
21 2-Nitrophenol	0.18850	0.20544	0.20544	0.010	-8.98334	20.00000	Averaged
22 2,4-Dimethylphenol	0.37631	0.40166	0.40166	0.010	-6.73566	100	Averaged
23 Bis(2-Chloroethoxy)methane	0.50750	0.48354	0.48354	0.010	4.72082	100	Averaged
24 Benzoic acid	0.24709	0.27429	0.27429	0.010	-11.00749	100	Averaged
25 2,4-Dichlorophenol	0.28339	0.29739	0.29739	0.010	-4.93875	20.00000	Averaged
26 1,2,4-Trichlorobenzene	0.30509	0.30526	0.30526	0.010	-0.05500	100	Averaged
28 Naphthalene	1.14232	1.12182	1.12182	0.010	1.79443	100	Averaged
29 4-Chloroaniline	0.46541	0.46128	0.46128	0.010	0.88670	100	Averaged
30 Hexachlorobutadiene	0.14344	0.14801	0.14801	0.010	-3.18650	20.00000	Averaged
31 4-Chloro-3-methylphenol	0.30690	0.33349	0.33349	0.010	-8.66653	20.00000	Averaged
32 2-Methylnaphthalene	0.58009	0.58470	0.58470	0.010	-0.79573	100	Averaged
33 Hexachlorocyclopentadiene	0.18228	0.22390	0.22390	0.050	-22.83651	100	Averaged
34 2,4,6-Trichlorophenol	0.33807	0.33584	0.33584	0.010	0.66096	20.00000	Averaged
35 2,4,5-Trichlorophenol	0.36234	0.35909	0.35909	0.010	0.89860	100	Averaged
$ 36 2-Fluorobiphenyl	1.34157	1.30120	1.30120	0.010	3.00969	100	Averaged
37 2-Chloronaphthalene	25.82196	25.00000	1.06758	0.010	-3.28784	100	Quadratic

Analytical Resources, Inc.

CONTINUING CALIBRATION COMPOUNDS

Instrument ID: nt6.i
Lab File ID: cc0729.d
Analysis Type:
Lab Sample ID: ABN 25
Method: /chem1/nt6.i/20050729.b/SW846.m

Injection Date: 29-JUL-2005 15:44
Init. Cal. Date(s): 18-JUL-2005 18-JUL-2005
Init. Cal. Times: 12:01 17:57
Quant Type: ISTD

COMPOUND	RRF / AMOUNT	RF25	CCAL RRF25	MIN RRF	%D / %DRIFT	MAX %D / %DRIFT	CURVE TYPE
38 2-Nitroaniline	0.42915	0.41277	0.41277	0.010	3.81481	100	Averaged
39 Dimethylphthalate	1.27960	1.24817	1.24817	0.010	2.45612	100	Averaged
40 Acenaphthylene	1.91391	1.82728	1.82728	0.010	4.52641	100	Averaged
41 2,6-Dinitrotoluene	0.28946	0.30379	0.30379	0.010	-4.95050	100	Averaged
43 3-Nitroaniline	0.31190	0.33033	0.33033	0.010	-5.90742	100	Averaged
44 Acenaphthene	1.20355	1.14353	1.14353	0.010	4.98748	20.00000	Averaged
45 2,4-Dinitrophenol	32.48364	25.00000	0.11359	0.050	-29.93454	100	Linear
46 Dibenzofuran	1.61562	1.53827	1.53827	0.010	4.78729	100	Averaged
47 4-Nitrophenol	0.13588	0.15849	0.15849	0.050	-16.64088	100	Averaged
48 2,4-Dinitrotoluene	0.36357	0.38184	0.38184	0.010	-5.02614	100	Averaged
50 Diethylphthalate	1.19216	1.14014	1.14014	0.010	4.36344	100	Averaged
49 Fluorene	23.55878	25.00000	1.21910	0.010	5.76490	100	Quadratic
51 4-Chlorophenyl-phenylether	0.58259	0.56806	0.56806	0.010	2.49402	100	Averaged
52 4-Nitroaniline	0.32130	0.31431	0.31431	0.010	2.17396	100	Averaged
53 4,6-Dinitro-2-methylphenol	0.10625	0.13312	0.13312	0.010	-25.28839	100	Averaged
54 N-Nitrosodiphenylamine	0.52247	0.51208	0.51208	0.010	1.98914	20.00000	Averaged
$ 55 2,4,6-Tribromophenol	0.13452	0.14608	0.14608	0.010	-8.59087	100	Averaged
56 4-Bromophenyl-phenylether	0.22108	0.21839	0.21839	0.010	1.22037	100	Averaged
57 Hexachlorobenzene	0.22387	0.22046	0.22046	0.010	1.52087	100	Averaged
58 Pentachlorophenol	0.11390	0.11475	0.11475	0.010	-0.75040	20.00000	Averaged
60 Phenanthrene	27.49745	25.00000	1.15762	0.010	-9.98981	100	Quadratic
61 Anthracene	1.23778	1.17929	1.17929	0.010	4.72568	100	Averaged
62 Carbazole	1.13917	1.06169	1.06169	0.010	6.80186	100	Averaged
63 Di-n-butylphthalate	1.34962	1.33266	1.33266	0.010	1.25672	100	Averaged
64 Fluoranthene	1.20317	1.17165	1.17165	0.010	2.61991	20.00000	Averaged
65 Pyrene	1.73363	1.68493	1.68493	0.010	2.80921	100	Averaged
$ 66 Terphenyl-d14	1.07544	1.05236	1.05236	0.010	2.14569	100	Averaged
67 Butylbenzylphthalate	0.83601	0.79717	0.79717	0.010	4.64526	100	Averaged
68 Benzo(a)anthracene	1.50971	1.38400	1.38400	0.010	8.32645	100	Averaged
70 3,3'-Dichlorobenzidine	0.52925	0.43496	0.43496	0.010	17.81594	100	Averaged
71 Chrysene	1.46215	1.28416	1.28416	0.010	12.17303	100	Averaged
72 bis(2-Ethylhexyl)phthalate	0.58420	0.64227	0.64227	0.010	-9.93946	100	Averaged
73 Di-n-octylphthalate	1.05000	1.01615	1.01615	0.010	3.22424	20.00000	Averaged
74 Benzo(b)fluoranthene	1.39134	1.37419	1.37419	0.010	1.23230	100	Averaged
75 Benzo(k)fluoranthene	22.99559	25.00000	1.23344	0.010	8.01764	100	Quadratic

Analytical Resources, Inc.

CONTINUING CALIBRATION COMPOUNDS

Instrument ID: nt6.i
Lab File ID: cc0729.d
Analysis Type:
Lab Sample ID: ABN 25
Method: /chem1/nt6.i/20050729.b/SW846.m

Injection Date: 29-JUL-2005 15:44
Init. Cal. Date(s): 18-JUL-2005 18-JUL-2005
Init. Cal. Times: 12:01 17:57
Quant Type: ISTD

COMPOUND	RRF / AMOUNT	RF25	CCAL RRF25	MIN RRF	%D / %DRIFT	MAX %D / %DRIFT	CURVE TYPE	
76 Benzo(a)pyrene	1.22389	1.19143	1.19143	0.010	2.65230	20.00000	Averaged	
78 Indeno(1,2,3-cd)pyrene	30.34462	25.00000	1.48218	0.010	-21.37847	100	Quadratic	
79 Dibenzo(a,h)anthracene	31.65150	25.00000	1.21009	0.010	-26.60600	100	Quadratic	
80 Benzo(g,h,i)perylene	30.81869	25.00000	1.34797	0.010	-23.27475	100	Quadratic	
90 N-Nitrosodimethylamine	1.06860	0.93569	0.93569	0.010	12.43775	100	Averaged	
103 Pyridine	1.98401	1.66423	1.66423	0.010	16.11755	100	Averaged	
91 Aniline	2.41888	1.48982	1.48982	0.010	38.40883	100	Averaged	
105 1-methylnaphthalene	0.58821	0.59581	0.59581	0.010	-1.29096	100	Averaged	
93 Benzidine	0.70207	0.31718	0.31718	0.010	54.82148	100	Averaged	
98 Retene	0.54100	0.52361	0.52361	0.010	3.21431	100	Averaged	
111 Azobenzene (1,2-DP-Hydrazin	1.56532	1.45152	1.45152	0.010	7.27037	100	Averaged	
144 alpha-Terpineol	0.22706	0.20779	0.20779	0.010	8.48304	100	Averaged	
143 1,4-Dioxane	0.50175	0.00259	0.00259	0.010	99	100	Averaged	<-
$ 145 d8-1,4-Dioxane	0.79177	++++	++++	0.010	++++	100	Averaged	<-
133 Butylatedhydroxytoluene	22.94126	25.00000	0.82232	0.010	8.23497	100	Quadratic	
115 Tributyl Phosphate	1.06993	1.07094	1.07094	0.010	-0.09412	100	Averaged	
116 Dibutyl Phenyl Phosphate	0.61195	0.63231	0.63231	0.010	-3.32695	100	Averaged	
117 Butyl Diphenyl Phosphate	0.32784	0.33013	0.33013	0.010	-0.69777	100	Averaged	
118 Triphenyl Phosphate	0.27171	0.26736	0.26736	0.010	1.60272	100	Averaged	

Analytical Resources, Inc.

Semivolatile Report SW846 Method 8270C

Data file : /chem1/nt6.i/20050729.b/cc0729.d
Lab Smp Id: ABN 25
Inj Date : 29-JUL-2005 15:44
Operator : LJR/VS Inst ID: nt6.i
Smp Info : ABN 25
Misc Info :
Comment : 1ul Injection
Method : /chem1/nt6.i/20050729.b/SW846.m
Meth Date : 02-Aug-2005 11:31 jeff Quant Type: ISTD
Cal Date : 18-JUL-2005 15:41 Cal File: 0800718.d
Als bottle: 2 Continuing Calibration Sample
Dil Factor: 1.00000
Integrator: HP RTE Compound Sublist: ICAL.sub
Target Version: 3.50

	Compounds	QUANT SIG MASS	RT	EXP RT	REL RT	RESPONSE	AMOUNTS CAL-AMT (ug/mL)	ON-COL (ug/mL)	
$	1 2-Fluorophenol	112	5.363	5.363	(0.710)	184411	25.0000	24.06	
$	2 Phenol-d5	99	6.917	6.917	(0.916)	219865	25.0000	24.69	
	3 Phenol	94	6.938	6.938	(0.919)	261512	25.0000	25.94	
$	5 2-Chlorophenol-d4	132	6.981	6.981	(0.924)	178739	25.0000	25.31	
	4 Bis(2-Chloroethyl)ether	93	6.971	6.971	(0.923)	202060	25.0000	23.97	
	6 2-Chlorophenol	128	7.003	7.003	(0.927)	197412	25.0000	25.91	
	7 1,3-Dichlorobenzene	146	7.195	7.195	(0.953)	205522	25.0000	25.22	(H)
*	8 1,4-Dichlorobenzene-d4	152	7.259	7.259	(1.000)	108502	20.0000		(H)
	9 1,4-Dichlorobenzene	146	7.286	7.286	(0.965)	208130	25.0000	25.23	(H)
$	10 1,2-Dichlorobenzene-d4	152	7.553	7.553	(1.000)	122963	25.0000	26.72	
	12 1,2-Dichlorobenzene	146	7.574	7.574	(1.003)	194296	25.0000	26.92	
	11 Benzyl alcohol	108	7.590	7.590	(1.046)	82591	25.0000	16.29	(M)
	14 2,2'-oxybis(1-Chloropropane)	45	7.825	7.825	(1.036)	277697	25.0000	21.62	
	13 2-Methylphenol	108	7.841	7.841	(1.038)	183272	25.0000	26.38	(H)
	17 Hexachloroethane	117	8.044	8.044	(1.065)	78158	25.0000	27.15	
	16 N-Nitroso-di-n-propylamine	70	8.055	8.055	(1.066)	152404	25.0000	25.74	
	15 4-Methylphenol	108	8.082	8.082	(1.070)	195173	25.0000	28.75	
$	18 Nitrobenzene-d5	82	8.205	8.205	(0.876)	221202	25.0000	24.46	
	19 Nitrobenzene	77	8.237	8.237	(0.880)	218580	25.0000	24.05	
	20 Isophorone	82	8.616	8.616	(0.920)	385446	25.0000	24.13	
	21 2-Nitrophenol	139	8.744	8.744	(0.934)	100832	25.0000	27.25	
	22 2,4-Dimethylphenol	107	8.894	8.894	(0.950)	197143	25.0000	26.68	
	23 Bis(2-Chloroethoxy)methane	93	9.022	9.022	(0.963)	237334	25.0000	23.82	
	24 Benzoic acid	105	9.188	9.188	(0.981)	134628	25.0000	27.75	
	25 2,4-Dichlorophenol	162	9.134	9.134	(0.975)	145963	25.0000	26.23	
	26 1,2,4-Trichlorobenzene	180	9.236	9.236	(0.986)	149829	25.0000	25.01	
*	27 Naphthalene-d8	136	9.284	9.284	(1.000)	392657	20.0000		(H)

	Compounds	QUANT SIG MASS	RT	EXP RT	REL RT	RESPONSE	AMOUNTS CAL-AMT (ug/mL)	AMOUNTS ON-COL (ug/mL)
28	Naphthalene	128	9.316	9.316	(0.995)	550614	25.0000	24.55
29	4-Chloroaniline	127	9.492	9.492	(1.014)	226406	25.0000	24.78
30	Hexachlorobutadiene	225	9.626	9.626	(1.028)	72647	25.0000	25.80
31	4-Chloro-3-methylphenol	107	10.331	10.331	(1.103)	163686	25.0000	27.17
32	2-Methylnaphthalene	141	10.416	10.416	(1.112)	286985	25.0000	25.20
33	Hexachlorocyclopentadiene	237	10.790	10.790	(0.891)	61767	25.0000	30.71
34	2,4,6-Trichlorophenol	196	10.950	10.950	(0.905)	92646	25.0000	24.83
35	2,4,5-Trichlorophenol	196	11.015	11.015	(0.910)	99060	25.0000	24.78
$ 36	2-Fluorobiphenyl	172	11.068	11.068	(0.914)	358958	25.0000	24.25
37	2-Chloronaphthalene	162	11.185	11.185	(0.924)	294510	25.0000	25.82
38	2-Nitroaniline	65	11.458	11.458	(0.947)	113871	25.0000	24.05
39	Dimethylphthalate	163	11.827	11.827	(0.977)	344329	25.0000	24.39
40	Acenaphthylene	152	11.853	11.853	(0.979)	504088	25.0000	23.87
41	2,6-Dinitrotoluene	165	11.928	11.928	(0.985)	83805	25.0000	26.24
* 42	Acenaphthene-d10	164	12.104	12.104	(1.000)	220694	20.0000	
43	3-Nitroaniline	138	12.136	12.136	(1.003)	91127	25.0000	26.48
44	Acenaphthene	153	12.152	12.152	(1.004)	315462	25.0000	23.75
45	2,4-Dinitrophenol	184	12.297	12.297	(1.016)	31335	25.0000	32.48
46	Dibenzofuran	168	12.409	12.409	(1.025)	424359	25.0000	23.80
47	4-Nitrophenol	109	12.510	12.510	(1.034)	43722	25.0000	29.16
48	2,4-Dinitrotoluene	165	12.537	12.537	(1.036)	105337	25.0000	26.26
50	Diethylphthalate	149	12.964	12.964	(1.071)	314528	25.0000	23.91
49	Fluorene	166	12.959	12.959	(1.071)	336310	25.0000	23.56
51	4-Chlorophenyl-phenylether	204	12.996	12.996	(1.074)	156709	25.0000	24.38
52	4-Nitroaniline	138	13.130	13.130	(1.085)	86708	25.0000	24.46
53	4,6-Dinitro-2-methylphenol	198	13.178	13.178	(0.912)	51163	25.0000	31.32
54	N-Nitrosodiphenylamine	169	13.221	13.221	(0.915)	196805	25.0000	24.50
$ 55	2,4,6-Tribromophenol	330	13.392	13.392	(1.106)	40298	25.0000	27.15
56	4-Bromophenyl-phenylether	248	13.766	13.766	(0.953)	83931	25.0000	24.69
57	Hexachlorobenzene	284	13.969	13.969	(0.967)	84729	25.0000	24.62
58	Pentachlorophenol	266	14.289	14.289	(0.989)	44103	25.0000	25.19
* 59	Phenanthrene-d10	188	14.444	14.444	(1.000)	307459	20.0000	
60	Phenanthrene	178	14.482	14.482	(1.003)	444902	25.0000	27.50
61	Anthracene	178	14.551	14.551	(1.007)	453228	25.0000	23.82
62	Carbazole	167	14.861	14.861	(1.029)	408031	25.0000	23.30
63	Di-n-butylphthalate	149	15.577	15.577	(1.078)	512173	25.0000	24.69
64	Fluoranthene	202	16.389	16.389	(1.135)	450294	25.0000	24.35
65	Pyrene	202	16.741	16.741	(0.895)	465267	25.0000	24.30
$ 66	Terphenyl-d14	244	17.073	17.073	(0.913)	290592	25.0000	24.46
67	Butylbenzylphthalate	149	17.965	17.965	(0.960)	220126	25.0000	23.84
68	Benzo(a)anthracene	228	18.680	18.680	(0.999)	382170	25.0000	22.92
* 69	Chrysene-d12	240	18.707	18.707	(1.000)	220907	20.0000	
70	3,3'-Dichlorobenzidine	252	18.729	18.729	(1.001)	120106	25.0000	20.55
71	Chrysene	228	18.750	18.750	(1.002)	354600	25.0000	21.96
72	bis(2-Ethylhexyl)phthalate	149	18.942	18.942	(0.953)	298607	25.0000	27.49
* 134	Di-n-octylphthalate-d4	153	19.866	19.866	(1.000)	371940	20.0000	
73	Di-n-octylphthalate	149	19.877	19.877	(1.001)	472432	25.0000	24.19

	Compounds	QUANT SIG MASS	RT	EXP RT	REL RT	RESPONSE	AMOUNTS CAL-AMT (ug/mL)	AMOUNTS ON-COL (ug/mL)
74	Benzo(b)fluoranthene	252	20.321	20.321	(0.975)	411499	25.0000	24.69
75	Benzo(k)fluoranthene	252	20.353	20.353	(0.976)	369351	25.0000	23.00
76	Benzo(a)pyrene	252	20.764	20.764	(0.996)	356770	25.0000	24.34
* 77	Perylene-d12	264	20.844	20.844	(1.000)	239558	20.0000	
78	Indeno(1,2,3-cd)pyrene	276	22.206	22.206	(1.065)	443835	25.0000	30.34
79	Dibenzo(a,h)anthracene	278	22.233	22.233	(1.067)	362359	25.0000	31.65
80	Benzo(g,h,i)perylene	276	22.548	22.548	(1.082)	403645	25.0000	30.82
90	N-Nitrosodimethylamine	74	3.087	3.087	(0.409)	126905	25.0000	21.89
103	Pyridine	79	3.049	3.049	(0.404)	225716	25.0000	20.97
91	Aniline	93	6.971	6.971	(0.923)	202060	25.0000	15.40
105	1-methylnaphthalene	141	10.587	10.587	(1.131)	292434	25.0000	25.32
93	Benzidine	184	16.683	16.683	(0.892)	87585	25.0000	11.29
98	Retene	219	17.297	17.297	(0.925)	144586	25.0000	24.20
111	Azobenzene (1,2-DP-Hydrazine)	77	13.242	13.242	(1.094)	400426	25.0000	23.18
144	alpha-Terpineol	59	9.364	9.364	(1.000)	101990	25.0000	22.88
143	1,4-Dioxane	58	Compound Not Detected.					
$ 145	d8-1,4-Dioxane	96	Compound Not Detected.					
133	Butylatedhydroxytoluene	205	12.291	12.291	(1.015)	226852	25.0000	22.94
115	Tributyl Phosphate	99	13.344	13.344	(0.924)	411586	25.0000	25.02
116	Dibutyl Phenyl Phosphate	175	15.026	15.026	(1.040)	243012	25.0000	25.83
117	Butyl Diphenyl Phosphate	94	16.688	16.688	(0.892)	91159	25.0000	25.17
118	Triphenyl Phosphate	326	18.274	18.274	(0.977)	73827	25.0000	24.60

QC Flag Legend

M - Compound response manually integrated.
H - Operator selected an alternate compound hit.

Analytical Resources, Inc.

INTERNAL STANDARD COMPOUNDS
AREA AND RT SUMMARY

Instrument ID: nt6.i
Lab File ID: cc0729.d
Lab Smp Id: ABN 25
Analysis Type: SV
Quant Type: ISTD
Operator: LJR/VS
Method File: /chem1/nt6.i/20050729.b/SW846.m
Misc Info:

Calibration Date: 29-JUL-2005
Calibration Time: 15:44

Level:
Sample Type:

		AREA LIMIT			
COMPOUND	STANDARD	LOWER	UPPER	SAMPLE	%DIFF
8 1,4-Dichlorobenze	108502	54251	217004	108502	0.00
27 Naphthalene-d8	392657	196328	785314	392657	0.00
42 Acenaphthene-d10	220694	110347	441388	220694	0.00
59 Phenanthrene-d10	307459	153730	614918	307459	0.00
69 Chrysene-d12	220907	110454	441814	220907	0.00
134 Di-n-octylphthala	371940	185970	743880	371940	0.00
77 Perylene-d12	239558	119779	479116	239558	0.00

		RT LIMIT			
COMPOUND	STANDARD	LOWER	UPPER	SAMPLE	%DIFF
8 1,4-Dichlorobenze	7.26	6.76	7.76	7.26	0.00
27 Naphthalene-d8	9.28	8.78	9.78	9.28	0.00
42 Acenaphthene-d10	12.10	11.60	12.60	12.10	0.00
59 Phenanthrene-d10	14.44	13.94	14.94	14.44	0.00
69 Chrysene-d12	18.71	18.21	19.21	18.71	0.00
134 Di-n-octylphthala	19.87	19.37	20.37	19.87	0.00
77 Perylene-d12	20.84	20.34	21.34	20.84	0.00

AREA UPPER LIMIT = +100% of internal standard area.
AREA LOWER LIMIT = - 50% of internal standard area.
RT UPPER LIMIT = + 0.50 minutes of internal standard RT.
RT LOWER LIMIT = - 0.50 minutes of internal standard RT.

Data File: /chem1/nt6.i/20050729.b/cc0729.d
Date : 29-JUL-2005 15:44
Client ID:
Sample Info: ABN 25

Instrument: nt6.i

Operator: LJR/VS
Column diameter: 0.32

Column phase: RTX-5

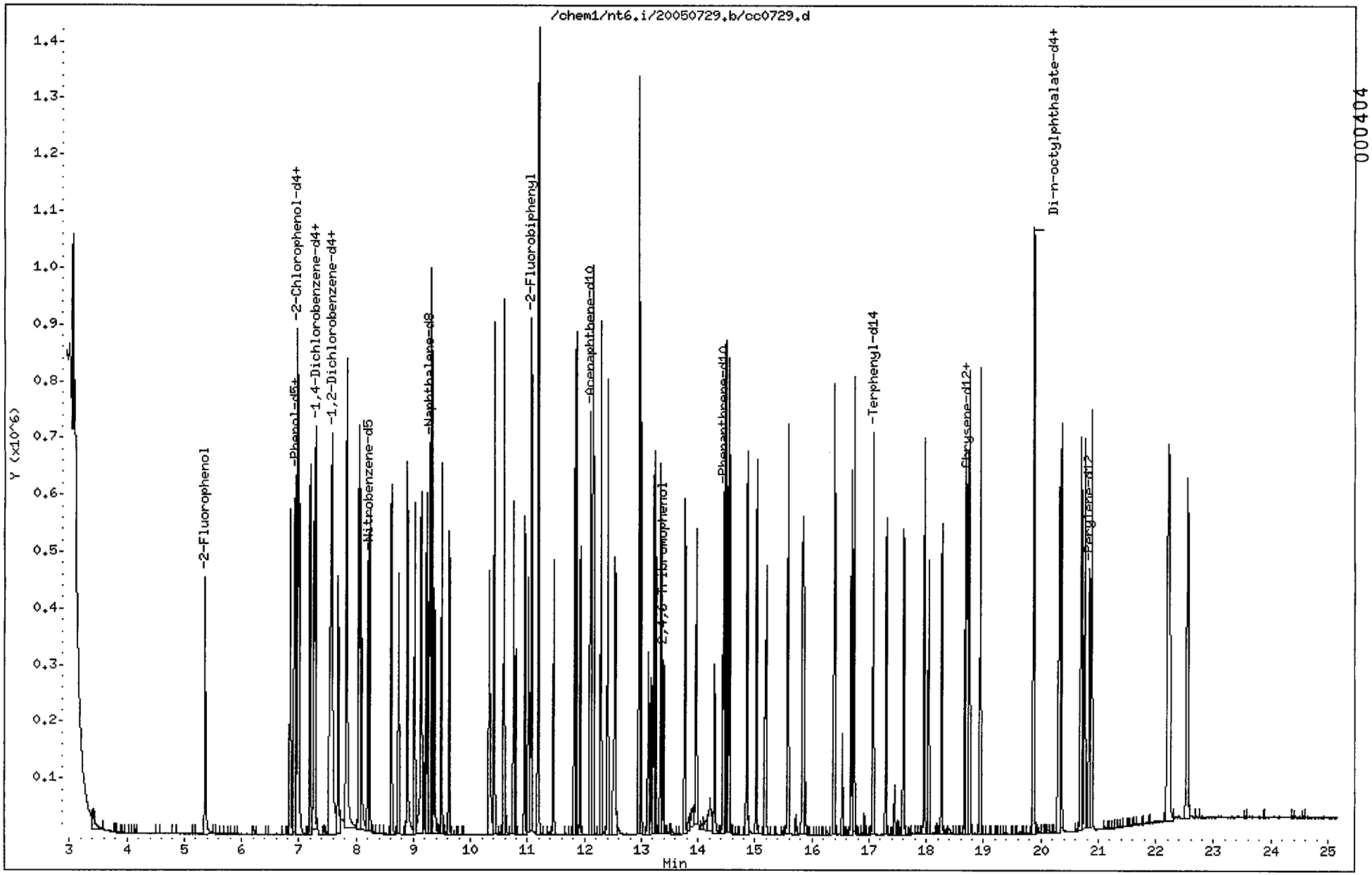

Data File: /chem1/nt6.i/20050729.b/cc0729.d
Injection Date: 29-JUL-2005 15:44
Instrument: nt6.i
Client Sample ID:

Compound: 1,3-Dichlorobenzene
CAS Number: 541-73-1

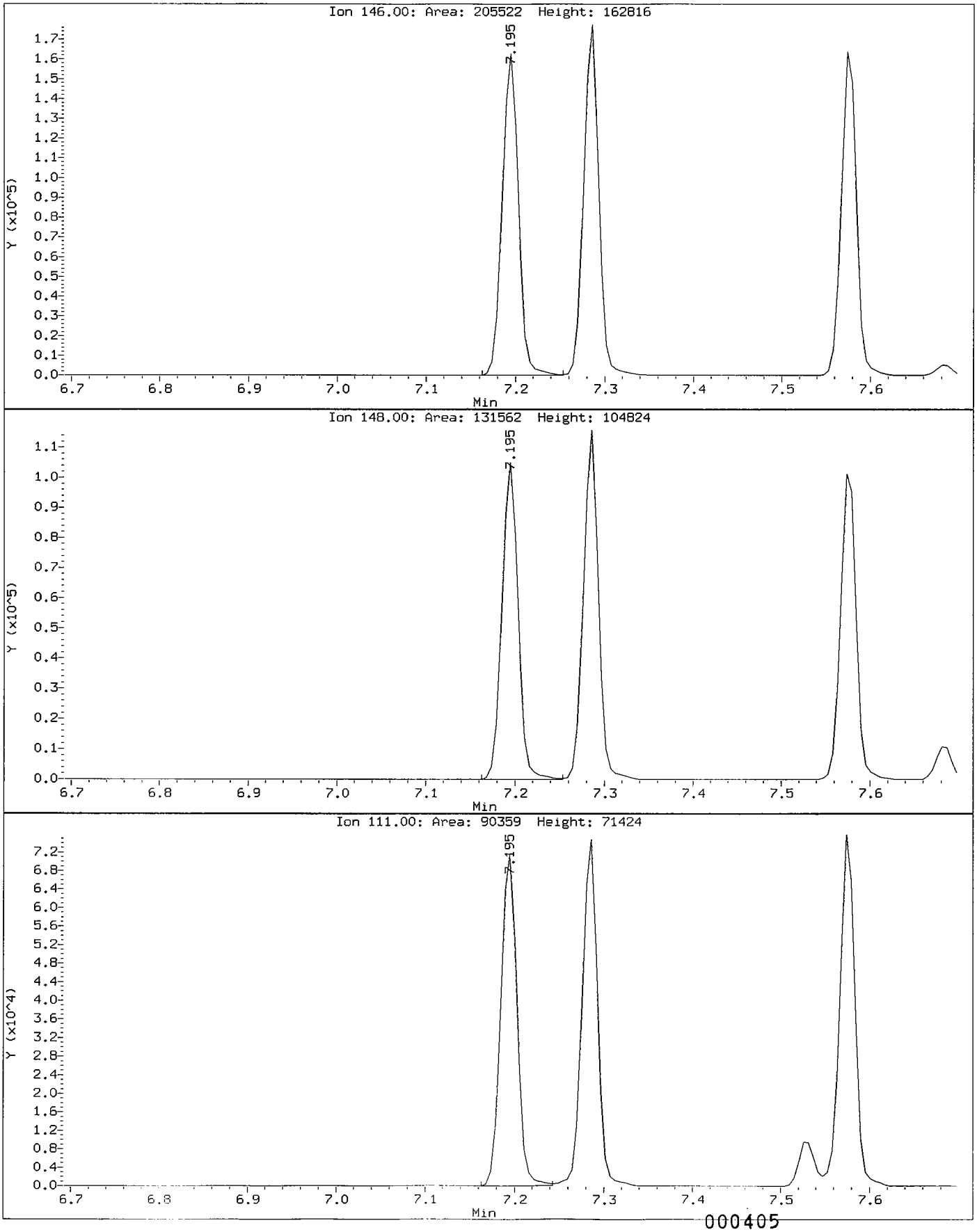

Data File: /chem1/nt6.i/20050729.b/cc0729.d
Injection Date: 29-JUL-2005 15:44
Instrument: nt6.i
Client Sample ID:

Compound: 1,4-Dichlorobenzene-d4
CAS Number: 3855-82-1

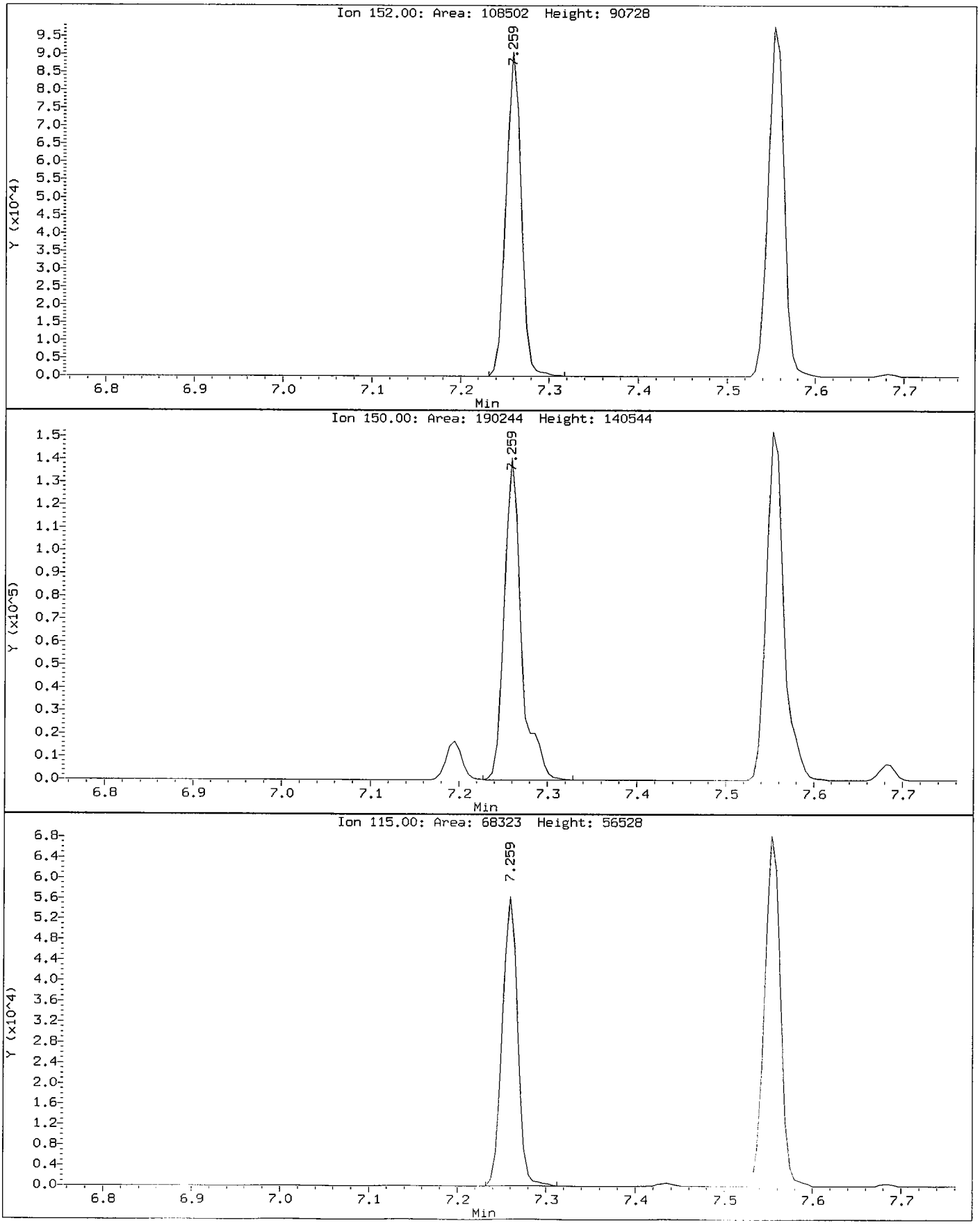

Data File: /chem1/nt6.i/20050729.b/cc0729.d
Injection Date: 29-JUL-2005 15:44
Instrument: nt6.i
Client Sample ID:

Compound: 1,4-Dichlorobenzene
CAS Number: 106-46-7

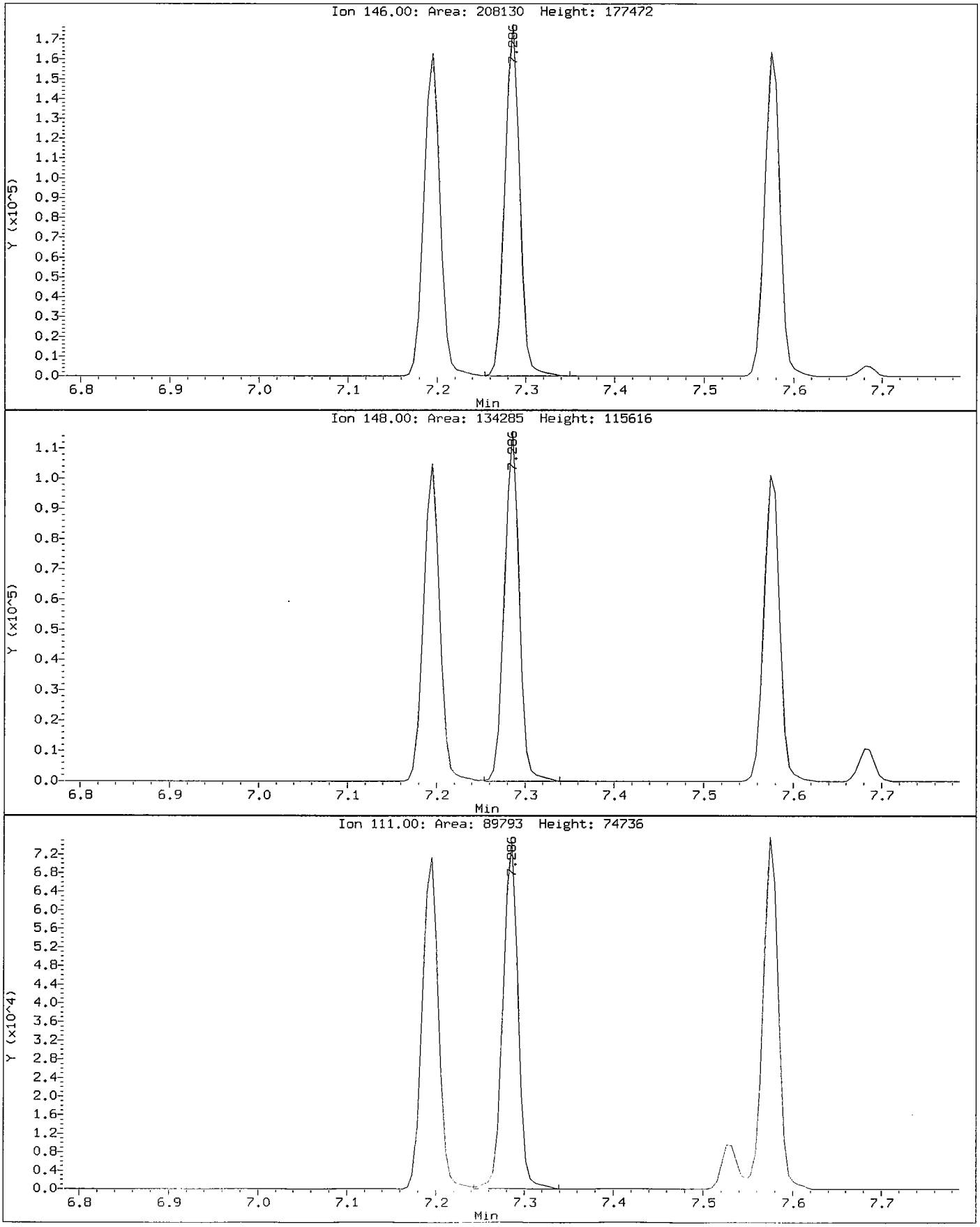

Data File: /chem1/nt6.i/20050729.b/cc0729.d
Injection Date: 29-JUL-2005 15:44
Instrument: nt6.i
Client Sample ID:

Compound: Benzyl alcohol
CAS Number: 100-51-6

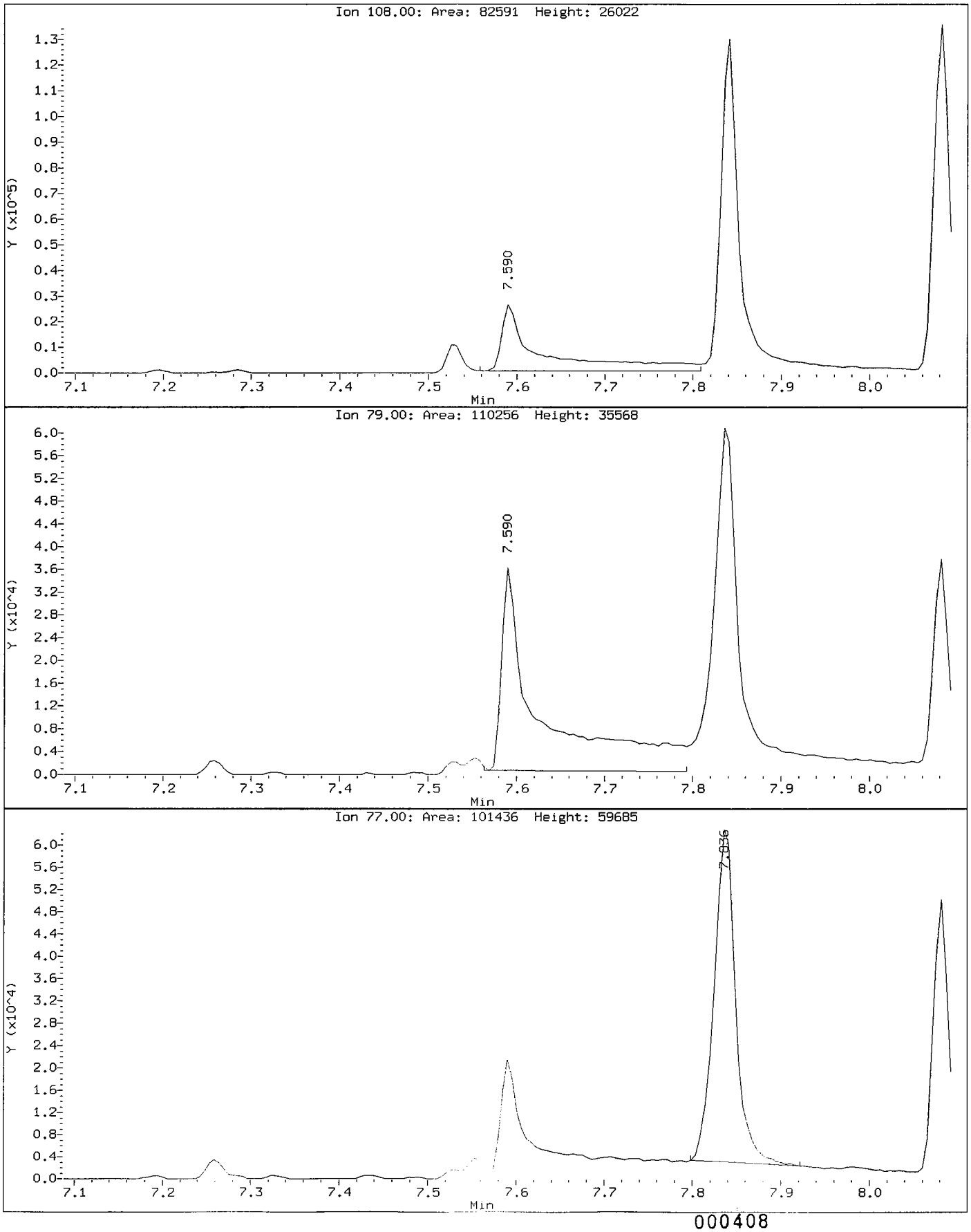

Data File: /chem1/nt6.i/20050729.b/cc0729.d
Injection Date: 29-JUL-2005 15:44
Instrument: nt6.i
Client Sample ID:

Compound: 2-Methylphenol
CAS Number: 95-48-7

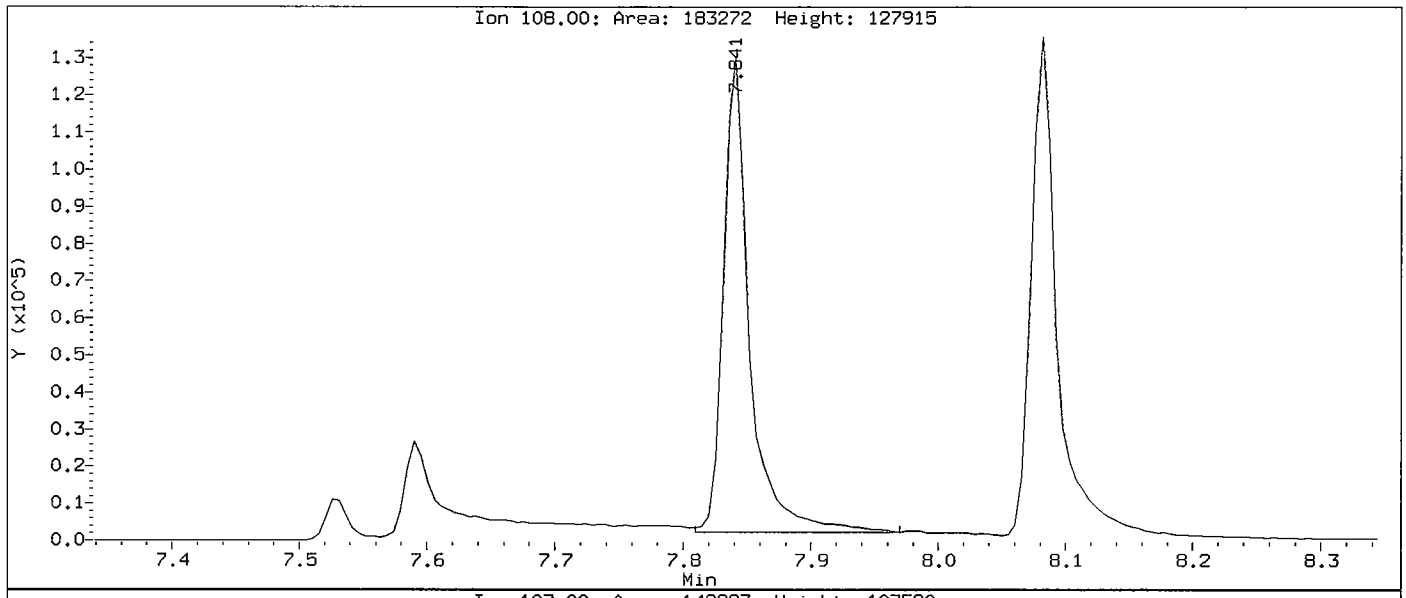

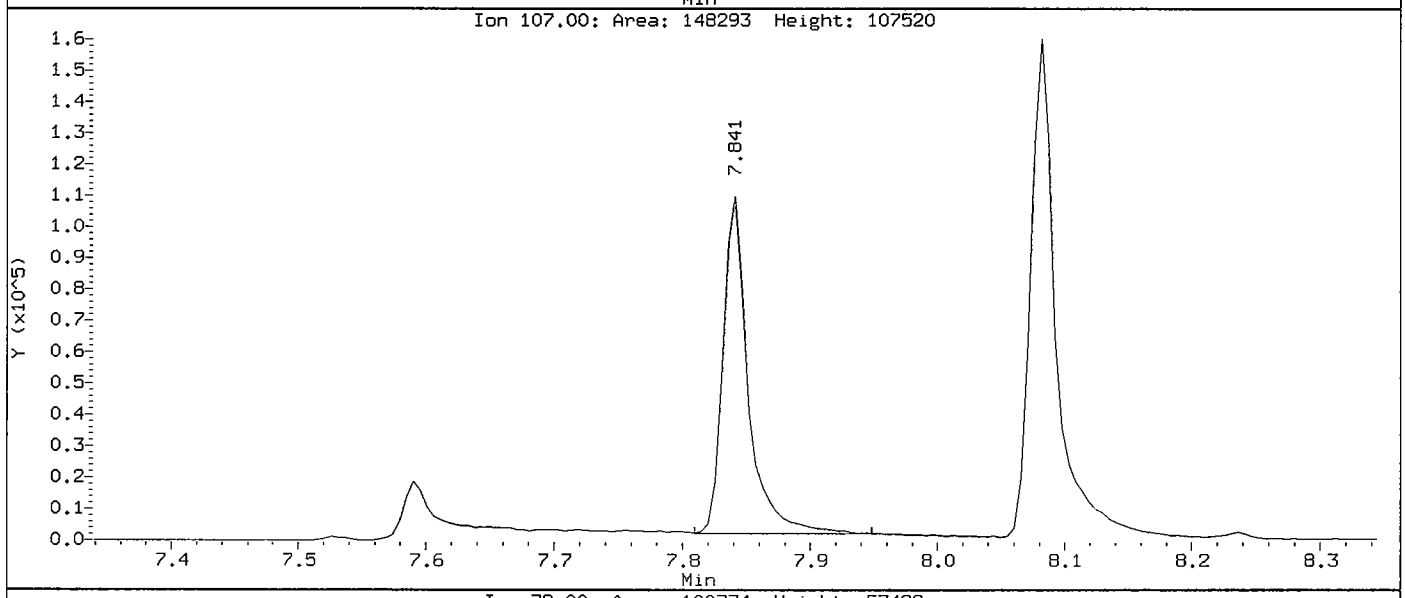

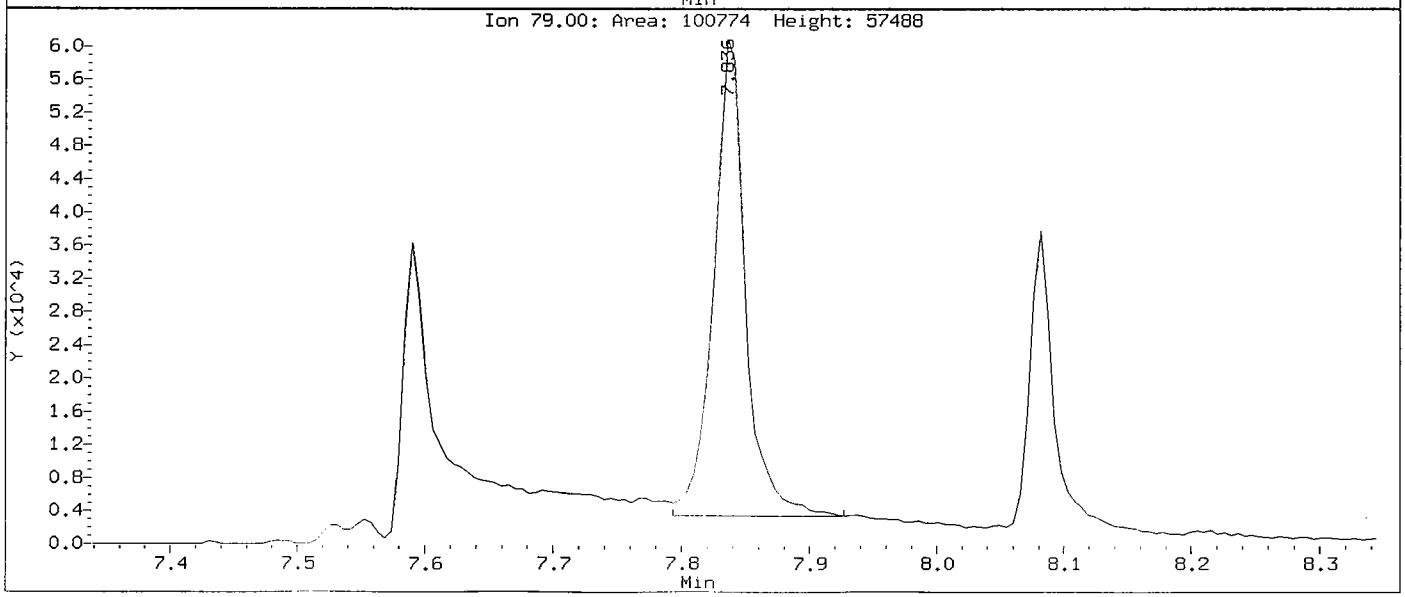

Data File: /chem1/nt6.i/20050729.b/cc0729.d
Injection Date: 29-JUL-2005 15:44
Instrument: nt6.i
Client Sample ID:

Compound: Naphthalene-d8
CAS Number: 1146-65-2

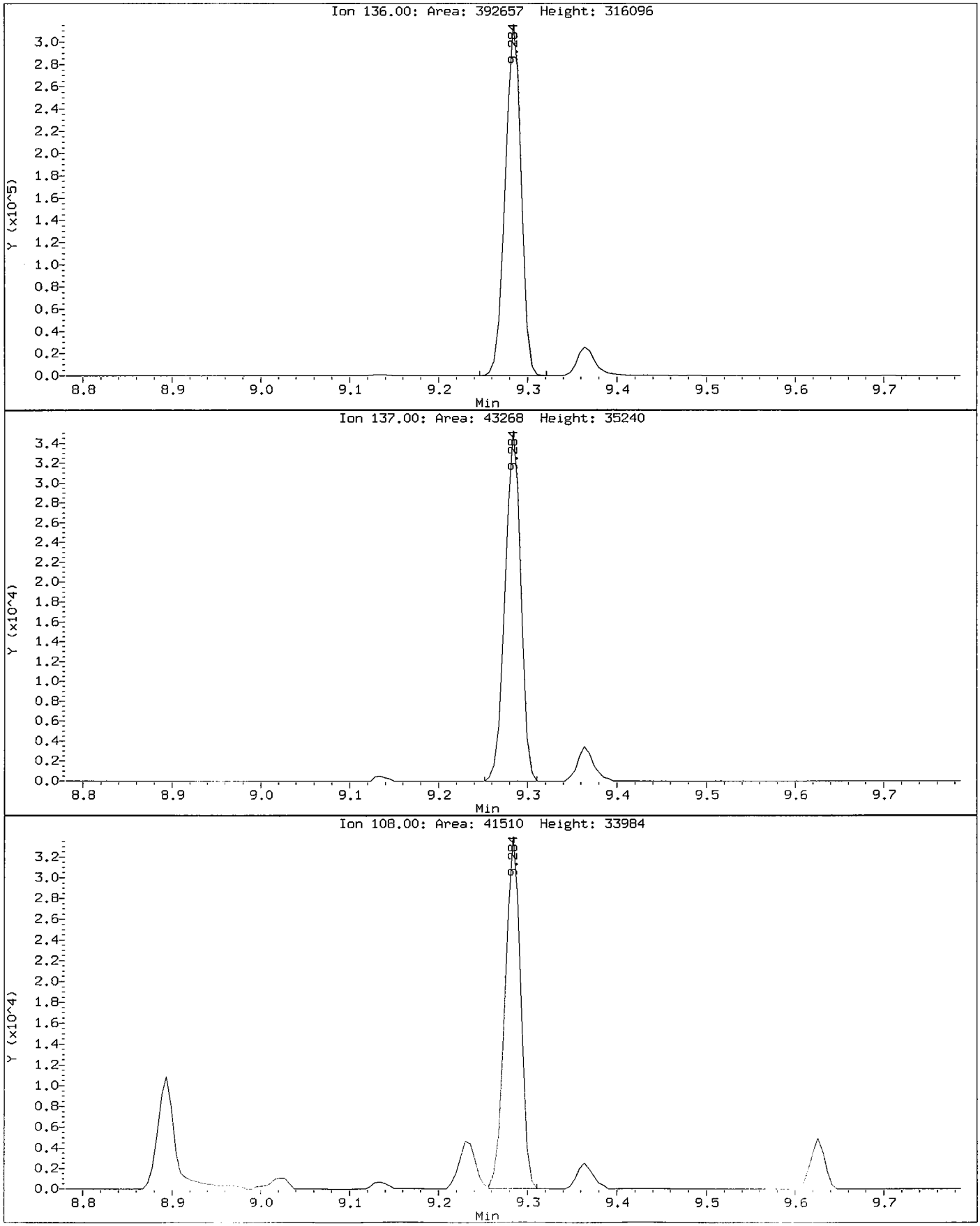

Analytical Resources Inc.
ABN by sw846 8270C
DDT Breakdown Report

Data file: /chem1/nt6.i/20050729.b/ddt.b/cc0729.d ARI ID:
Method: /chem1/nt6.i/20050729.b/ddt.b/sw846ddt.m Misc:
Analysis Date: 29-JUL-2005 15:44 Instrument: nt6.i

COMPOUND	RT	AREA
Pentachlorophenol	14.289	44103
Benzidine	16.683	87305
4,4'-DDE	17.051	1440
4,4'-DDD	17.580	8457
4,4'-DDT	18.039	112907

LTK 8/12/05

$$\text{DDT Percent Breakdown} = \frac{(\text{DDE Area} + \text{DDD Area}) * 100}{(\text{DDE Area} + \text{DDD Area} + \text{DDT Area})}$$

$$\text{DDT Percent Breakdown} = \frac{(\ 1440 + 8457) * 100}{(\ 1440 + 8457 + 112907)}$$

DDT Percent Breakdown = 8.1 %

Data File: /chem1/nt6.i/20050729.b/ddt.b/cc0729.d
Injection Date: 29-JUL-2005 15:44
Instrument: nt6.i
Client Sample ID:

Compound: Pentachlorophenol
CAS Number: 87-86-5

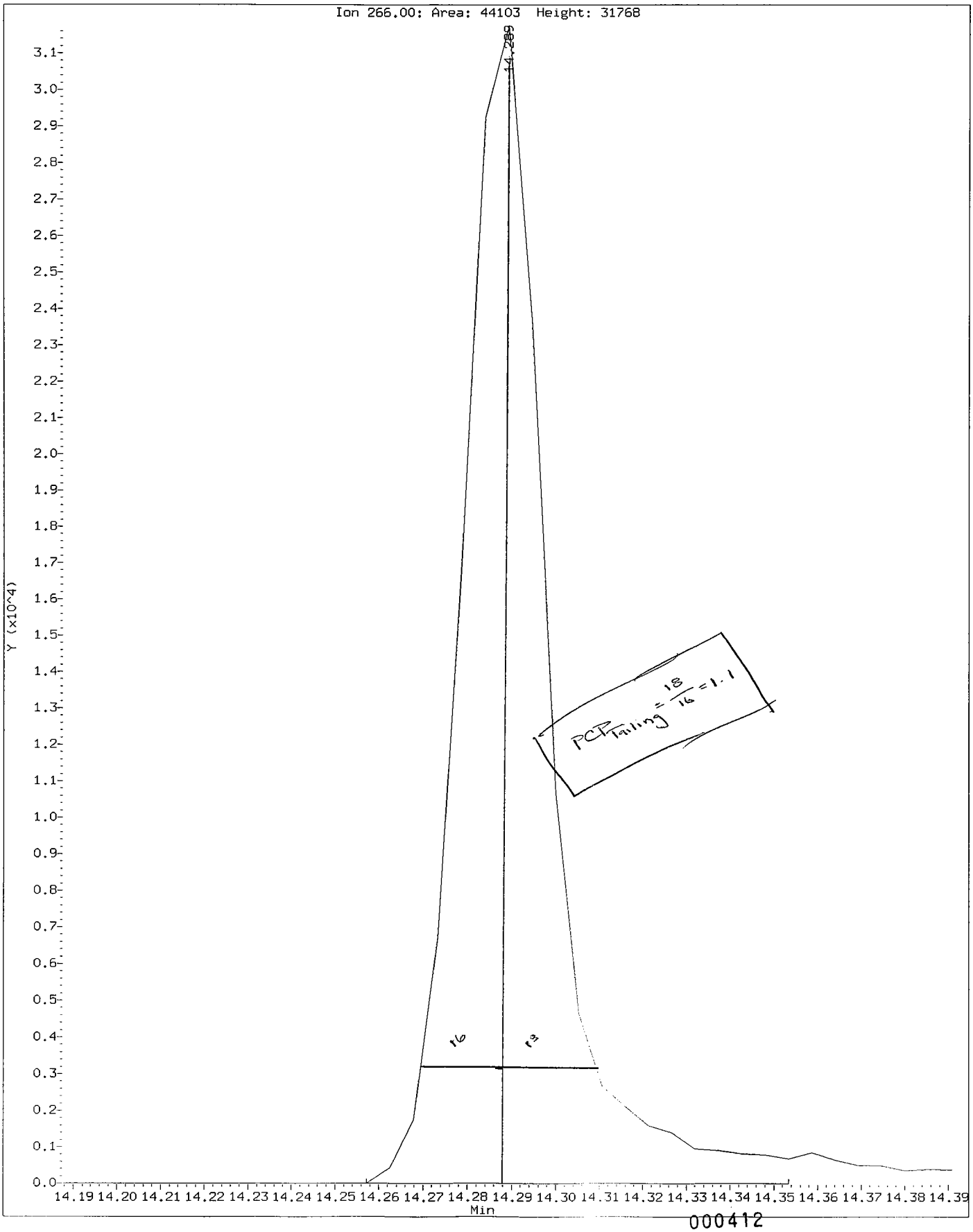

000412

Data File: /chem1/nt6.i/20050729.b/ddt.b/cc0729.d
Injection Date: 29-JUL-2005 15:44
Instrument: nt6.i
Client Sample ID:

Compound: Benzidine
CAS Number:

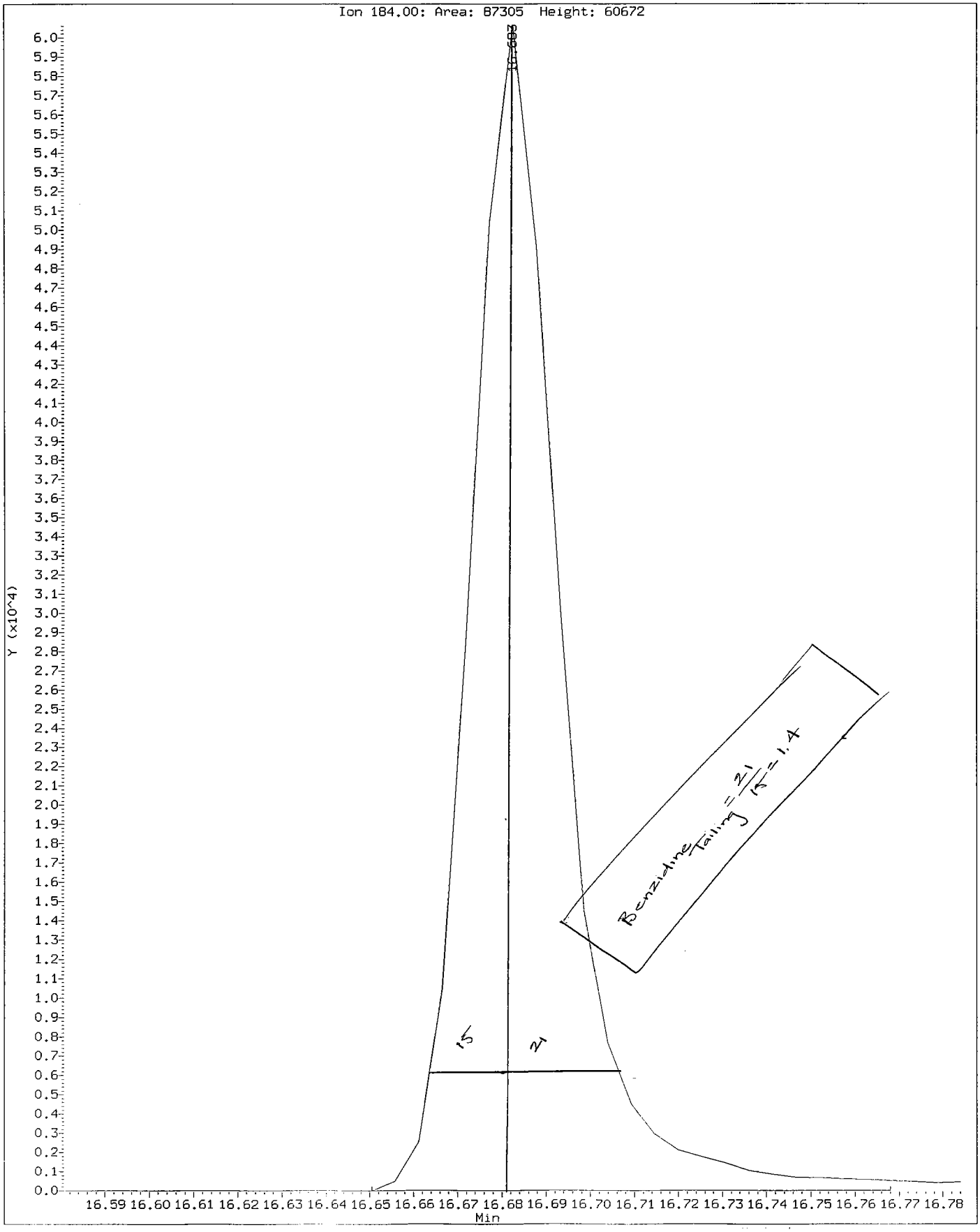

SEMIVOLATILE 8270-C CONTINUING CALIBRATION CHECK

Lab Name: ANALYTICAL RESOURCES, INC Client: ANCHOR

ARI Job No: IH29 Project: KC FORMER SCOTT MILL

Instrument ID: NT6 Cont. Calib. Date: 08/01/05

Init. Calib. Date: 07/18/05 Cont. Calib. Time: 1503

COMPOUND	CALC AMOUNT	NOM AMOUNT	CURVE	%D	MAX %D
Phenol	25.58	25.00	AVRG	-2.3	20.0
Bis(2-Chloroethyl)ether	24.04	25.00	AVRG	3.8	
2-Chlorophenol	25.13	25.00	AVRG	-0.5	
1,3-Dichlorobenzene	24.63	25.00	AVRG	1.5	
1,4-Dichlorobenzene	24.59	25.00	AVRG	1.6	20.0
1,2-Dichlorobenzene	25.57	25.00	2ORDR	-2.3	
Benzyl alcohol	13.46	25.00	AVRG	46.2	
2,2'-oxybis(1-Chloropropane)	24.47	25.00	AVRG	2.1	
2-Methylphenol	25.05	25.00	AVRG	-0.2	
Hexachloroethane	27.45	25.00	AVRG	-9.8	
N-Nitroso-di-n-propylamine	26.84	25.00	AVRG	-7.4	
4-Methylphenol	28.27	25.00	AVRG	-13.1	
Nitrobenzene	25.50	25.00	AVRG	-2.0	
Isophorone	25.09	25.00	AVRG	-0.4	
2-Nitrophenol	26.66	25.00	AVRG	-6.6	20.0
2,4-Dimethylphenol	25.67	25.00	AVRG	-2.7	
Bis(2-Chloroethoxy)methane	24.17	25.00	AVRG	3.3	
2,4-Dichlorophenol	25.55	25.00	AVRG	-2.2	20.0
1,2,4-Trichlorobenzene	24.05	25.00	AVRG	3.8	
Naphthalene	23.78	25.00	AVRG	4.9	
Benzoic acid	29.27	25.00	AVRG	-17.1	
4-Chloroaniline	24.86	25.00	AVRG	0.6	
Hexachlorobutadiene	24.29	25.00	AVRG	2.8	20.0
4-Chloro-3-methylphenol	27.28	25.00	AVRG	-9.1	20.0
2-Methylnaphthalene	23.90	25.00	AVRG	4.4	
Hexachlorocyclopentadiene	26.78	25.00	AVRG	-7.1	
2,4,6-Trichlorophenol	23.94	25.00	AVRG	4.2	20.0
2,4,5-Trichlorophenol	25.29	25.00	AVRG	-1.2	
2-Chloronaphthalene	26.86	25.00	2ORDR	-7.4	
2-Nitroaniline	26.47	25.00	AVRG	-5.9	
Acenaphthylene	23.14	25.00	AVRG	7.4	
Dimethylphthalate	23.56	25.00	AVRG	5.8	
2,6-Dinitrotoluene	26.16	25.00	AVRG	-4.6	
Acenaphthene	22.82	25.00	AVRG	8.7	20.0
3-Nitroaniline	26.08	25.00	AVRG	-4.3	
2,4-Dinitrophenol	31.36	25.00	LINR	-25.4	
Dibenzofuran	23.44	25.00	AVRG	6.2	

<- Outside QC limits

7C

SEMIVOLATILE 8270-C CONTINUING CALIBRATION CHECK

Lab Name: ANALYTICAL RESOURCES, INC Client: ANCHOR

ARI Job No: IH29 Project: KC FORMER SCOTT MILL

Instrument ID: NT6 Cont. Calib. Date: 08/01/05

Init. Calib. Date: 07/18/05 Cont. Calib. Time: 1503

COMPOUND	CALC AMOUNT	NOM AMOUNT	CURVE	%D	MAX %D
4-Nitrophenol	30.36	25.00	AVRG	-21.4	
2,4-Dinitrotoluene	26.66	25.00	AVRG	-6.6	
Fluorene	22.95	25.00	2ORDR	8.2	
4-Chlorophenyl-phenylether	24.10	25.00	AVRG	3.6	
Diethylphthalate	24.20	25.00	AVRG	3.2	
4-Nitroaniline	25.50	25.00	AVRG	-2.0	
4,6-Dinitro-2-methylphenol	32.93	25.00	AVRG	-31.7	
N-Nitrosodiphenylamine(1)	24.27	25.00	AVRG	2.9	
4-Bromophenyl-phenylether	23.91	25.00	AVRG	4.4	
Hexachlorobenzene	23.98	25.00	AVRG	4.1	
Pentachlorophenol	26.78	25.00	AVRG	-7.1	20.0
Phenanthrene	27.03	25.00	2ORDR	-8.1	
Anthracene	23.51	25.00	AVRG	6.0	
Carbazole	23.96	25.00	AVRG	4.2	
Di-n-butylphthalate	25.03	25.00	AVRG	-0.1	
Fluoranthene	23.84	25.00	AVRG	4.6	20.0
Pyrene	23.48	25.00	AVRG	6.1	
Butylbenzylphthalate	24.57	25.00	AVRG	1.7	
Benzo(a)anthracene	22.42	25.00	AVRG	10.3	
3,3'-Dichlorobenzidine	22.78	25.00	AVRG	8.9	
Chrysene	21.40	25.00	AVRG	14.4	
bis(2-Ethylhexyl)phthalate	26.10	25.00	AVRG	-4.4	
Di-n-octylphthalate	23.57	25.00	AVRG	5.7	20.0
Benzo(b)fluoranthene	22.89	25.00	AVRG	8.4	
Benzo(k)fluoranthene	23.58	25.00	2ORDR	5.7	
Benzo(a)pyrene	24.39	25.00	AVRG	2.4	20.0
Indeno(1,2,3-cd)pyrene	29.78	25.00	2ORDR	-19.1	
Dibenzo(a,h)anthracene	30.66	25.00	2ORDR	-22.6	
Benzo(g,h,i)perylene	30.39	25.00	2ORDR	-21.6	
2-Fluorophenol	23.66	25.00	AVRG	5.4	
Phenol-d5	24.45	25.00	AVRG	2.2	
2-Chlorophenol-d4	24.00	25.00	AVRG	4.0	
1,2-Dichlorobenzene-d4	25.50	25.00	AVRG	-2.0	
Nitrobenzene-d5	25.53	25.00	AVRG	-2.1	
2-Fluorobiphenyl	23.16	25.00	AVRG	7.4	

(1) Cannot be separated from Diphenylamine

<- Outside QC limits

7C

SEMIVOLATILE 8270-C CONTINUING CALIBRATION CHECK

Lab Name: ANALYTICAL RESOURCES, INC Client: ANCHOR

ARI Job No: IH29 Project: KC FORMER SCOTT MILL

Instrument ID: NT6 Cont. Calib. Date: 08/01/05

Init. Calib. Date: 07/18/05 Cont. Calib. Time: 1503

COMPOUND	CALC AMOUNT	NOM AMOUNT	CURVE	%D	MAX %D
2,4,6-Tribromophenol	26.93	25.00	AVRG	-7.7	
Terphenyl-d14	23.65	25.00	AVRG	5.4	

<- Outside QC limits

FORM VII SV-3

Analytical Resources, Inc.

CONTINUING CALIBRATION COMPOUNDS

Instrument ID: nt6.i
Lab File ID: cc0801.d
Analysis Type:
Lab Sample ID: ABN 25
Method: /chem1/nt6.i/20050801.b/SW846.m

Injection Date: 01-AUG-2005 15:03
Init. Cal. Date(s): 18-JUL-2005 18-JUL-2005
Init. Cal. Times: 12:01 17:57
Quant Type: ISTD

COMPOUND	RRF / AMOUNT	RF25	CCAL RRF25	MIN RRF	%D / %DRIFT	MAX %D / %DRIFT	CURVE TYPE
$ 1 2-Fluorophenol	1.41254	1.33655	1.33655	0.010	5.37964	100	Averaged
$ 2 Phenol-d5	1.64171	1.60549	1.60549	0.010	2.20598	100	Averaged
3 Phenol	1.85825	1.90158	1.90158	0.010	-2.33187	20.00000	Averaged
$ 5 2-Chlorophenol-d4	1.30190	1.25002	1.25002	0.010	3.98536	100	Averaged
4 Bis(2-Chloroethyl)ether	1.55414	1.49447	1.49447	0.010	3.83930	100	Averaged
6 2-Chlorophenol	1.40455	1.41171	1.41171	0.010	-0.50920	100	Averaged
7 1,3-Dichlorobenzene	1.50202	1.47994	1.47994	0.010	1.47005	100	Averaged
9 1,4-Dichlorobenzene	1.52046	1.49537	1.49537	0.010	1.64999	20.00000	Averaged
$ 10 1,2-Dichlorobenzene-d4	0.84815	0.86515	0.86515	0.010	-2.00402	100	Averaged
12 1,2-Dichlorobenzene	25.57249	25.00000	1.37550	0.010	-2.28998	100	Quadratic
11 Benzyl alcohol	0.93466	0.50319	0.50319	0.010	46.16327	100	Averaged
14 2,2'-oxybis(1-Chloropropane	2.36776	2.31751	2.31751	0.010	2.12209	100	Averaged
13 2-Methylphenol	1.28058	1.28325	1.28325	0.010	-0.20825	100	Averaged
17 Hexachloroethane	0.53056	0.58261	0.58261	0.010	-9.81010	100	Averaged
16 N-Nitroso-di-n-propylamine	1.09127	1.17164	1.17164	0.050	-7.36438	100	Averaged
15 4-Methylphenol	1.25150	1.41533	1.41533	0.010	-13.09110	100	Averaged
$ 18 Nitrobenzene-d5	0.46070	0.47056	0.47056	0.010	-2.13981	100	Averaged
19 Nitrobenzene	0.46293	0.47219	0.47219	0.010	-1.99879	100	Averaged
20 Isophorone	0.81364	0.81667	0.81667	0.010	-0.37212	100	Averaged
21 2-Nitrophenol	0.18850	0.20103	0.20103	0.010	-6.64619	20.00000	Averaged
22 2,4-Dimethylphenol	0.37631	0.38641	0.38641	0.010	-2.68327	100	Averaged
23 Bis(2-Chloroethoxy)methane	0.50750	0.49070	0.49070	0.010	3.31124	100	Averaged
24 Benzoic acid	0.24709	0.28930	0.28930	0.010	-17.07992	100	Averaged
25 2,4-Dichlorophenol	0.28339	0.28963	0.28963	0.010	-2.20279	20.00000	Averaged
26 1,2,4-Trichlorobenzene	0.30509	0.29356	0.29356	0.010	3.78209	100	Averaged
28 Naphthalene	1.14232	1.08645	1.08645	0.010	4.89071	100	Averaged
29 4-Chloroaniline	0.46541	0.46273	0.46273	0.010	0.57537	100	Averaged
30 Hexachlorobutadiene	0.14344	0.13936	0.13936	0.010	2.84772	20.00000	Averaged
31 4-Chloro-3-methylphenol	0.30690	0.33488	0.33488	0.010	-9.11725	20.00000	Averaged
32 2-Methylnaphthalene	0.58009	0.55454	0.55454	0.010	4.40346	100	Averaged
33 Hexachlorocyclopentadiene	0.18228	0.19528	0.19528	0.050	-7.13594	100	Averaged
34 2,4,6-Trichlorophenol	0.33807	0.32375	0.32375	0.010	4.23553	20.00000	Averaged
35 2,4,5-Trichlorophenol	0.36234	0.36652	0.36652	0.010	-1.15381	100	Averaged
$ 36 2-Fluorobiphenyl	1.34157	1.24304	1.24304	0.010	7.34459	100	Averaged
37 2-Chloronaphthalene	26.86265	25.00000	1.10257	0.010	-7.45059	100	Quadratic

Analytical Resources, Inc.

CONTINUING CALIBRATION COMPOUNDS

Instrument ID: nt6.i Injection Date: 01-AUG-2005 15:03
Lab File ID: cc0801.d Init. Cal. Date(s): 18-JUL-2005 18-JUL-2005
Analysis Type: Init. Cal. Times: 12:01 17:57
Lab Sample ID: ABN 25 Quant Type: ISTD
Method: /chem1/nt6.i/20050801.b/SW846.m

COMPOUND	RRF / AMOUNT	RF25	CCAL RRF25	MIN RRF	%D / %DRIFT	MAX %D / %DRIFT	CURVE TYPE
38 2-Nitroaniline	0.42915	0.45437	0.45437	0.010	-5.87834	100	Averaged
39 Dimethylphthalate	1.27960	1.20606	1.20606	0.010	5.74668	100	Averaged
40 Acenaphthylene	1.91391	1.77118	1.77118	0.010	7.45782	100	Averaged
41 2,6-Dinitrotoluene	0.28946	0.30284	0.30284	0.010	-4.62156	100	Averaged
43 3-Nitroaniline	0.31190	0.32541	0.32541	0.010	-4.32966	100	Averaged
44 Acenaphthene	1.20355	1.09855	1.09855	0.010	8.72430	20.00000	Averaged
45 2,4-Dinitrophenol	31.35538	25.00000	0.10753	0.050	-25.42152	100	Linear
46 Dibenzofuran	1.61562	1.51505	1.51505	0.010	6.22432	100	Averaged
47 4-Nitrophenol	0.13588	0.16501	0.16501	0.050	-21.43918	100	Averaged
48 2,4-Dinitrotoluene	0.36357	0.38772	0.38772	0.010	-6.64358	100	Averaged
50 Diethylphthalate	1.19216	1.15391	1.15391	0.010	3.20870	100	Averaged
49 Fluorene	22.95440	25.00000	1.19499	0.010	8.18238	100	Quadratic
51 4-Chlorophenyl-phenylether	0.58259	0.56171	0.56171	0.010	3.58329	100	Averaged
52 4-Nitroaniline	0.32130	0.32778	0.32778	0.010	-2.01699	100	Averaged
53 4,6-Dinitro-2-methylphenol	0.10625	0.13997	0.13997	0.010	-31.73210	100	Averaged
54 N-Nitrosodiphenylamine	0.52247	0.50711	0.50711	0.010	2.93988	20.00000	Averaged
$ 55 2,4,6-Tribromophenol	0.13452	0.14491	0.14491	0.010	-7.72627	100	Averaged
56 4-Bromophenyl-phenylether	0.22108	0.21145	0.21145	0.010	4.35826	100	Averaged
57 Hexachlorobenzene	0.22387	0.21474	0.21474	0.010	4.07685	100	Averaged
58 Pentachlorophenol	0.11390	0.12202	0.12202	0.010	-7.12907	20.00000	Averaged
60 Phenanthrene	27.02912	25.00000	1.14035	0.010	-8.11648	100	Quadratic
61 Anthracene	1.23778	1.16406	1.16406	0.010	5.95592	100	Averaged
62 Carbazole	1.13917	1.09180	1.09180	0.010	4.15816	100	Averaged
63 Di-n-butylphthalate	1.34962	1.35136	1.35136	0.010	-0.12851	100	Averaged
64 Fluoranthene	1.20317	1.14729	1.14729	0.010	4.64498	20.00000	Averaged
65 Pyrene	1.73363	1.62790	1.62790	0.010	6.09906	100	Averaged
$ 66 Terphenyl-d14	1.07544	1.01754	1.01754	0.010	5.38345	100	Averaged
67 Butylbenzylphthalate	0.83601	0.82156	0.82156	0.010	1.72853	100	Averaged
68 Benzo(a)anthracene	1.50971	1.35377	1.35377	0.010	10.32934	100	Averaged
70 3,3'-Dichlorobenzidine	0.52925	0.48217	0.48217	0.010	8.89579	100	Averaged
71 Chrysene	1.46215	1.25145	1.25145	0.010	14.41027	100	Averaged
72 bis(2-Ethylhexyl)phthalate	0.58420	0.60993	0.60993	0.010	-4.40342	100	Averaged
73 Di-n-octylphthalate	1.05000	0.98994	0.98994	0.010	5.72043	20.00000	Averaged
74 Benzo(b)fluoranthene	1.39134	1.27404	1.27404	0.010	8.43103	100	Averaged
75 Benzo(k)fluoranthene	23.57915	25.00000	1.25485	0.010	5.68339	100	Quadratic

Analytical Resources, Inc.

CONTINUING CALIBRATION COMPOUNDS

Instrument ID: nt6.i
Lab File ID: cc0801.d
Analysis Type:
Lab Sample ID: ABN 25
Method: /chem1/nt6.i/20050801.b/SW846.m

Injection Date: 01-AUG-2005 15:03
Init. Cal. Date(s): 18-JUL-2005 18-JUL-2005
Init. Cal. Times: 12:01 17:57
Quant Type: ISTD

COMPOUND	RRF / AMOUNT	RF25	CCAL RRF25	MIN RRF	%D / %DRIFT	MAX %D / %DRIFT	CURVE TYPE	
76 Benzo(a)pyrene	1.22389	1.19400	1.19400	0.010	2.44209	20.00000	Averaged	
78 Indeno(1,2,3-cd)pyrene	29.78022	25.00000	1.45548	0.010	-19.12088	100	Quadratic	
79 Dibenzo(a,h)anthracene	30.65985	25.00000	1.17478	0.010	-22.63939	100	Quadratic	
80 Benzo(g,h,i)perylene	30.38524	25.00000	1.32988	0.010	-21.54095	100	Quadratic	
90 N-Nitrosodimethylamine	1.06860	0.99488	0.99488	0.010	6.89888	100	Averaged	
103 Pyridine	1.98401	0.12927	0.12927	0.010	93.48461	100	Averaged	<-
91 Aniline	2.41888	1.49447	1.49447	0.010	38.21627	100	Averaged	
105 1-methylnaphthalene	0.58821	0.56914	0.56914	0.010	3.24258	100	Averaged	
93 Benzidine	0.70207	0.53537	0.53537	0.010	23.74309	100	Averaged	
98 Retene	0.54100	0.51841	0.51841	0.010	4.17476	100	Averaged	
111 Azobenzene (1,2-DP-Hydrazin	1.56532	1.59518	1.59518	0.010	-1.90788	100	Averaged	
144 alpha-Terpineol	0.22706	0.17000	0.17000	0.010	25.12873	100	Averaged	
143 1,4-Dioxane	0.50175	++++	++++	0.010	++++	100	Averaged	<-
$ 145 d8-1,4-Dioxane	0.79177	++++	++++	0.010	++++	100	Averaged	<-
133 Butylatedhydroxytoluene	23.62968	25.00000	0.84269	0.010	5.48129	100	Quadratic	
115 Tributyl Phosphate	1.06993	1.13753	1.13753	0.010	-6.31788	100	Averaged	
116 Dibutyl Phenyl Phosphate	0.61195	0.64135	0.64135	0.010	-4.80432	100	Averaged	
117 Butyl Diphenyl Phosphate	0.32784	0.35098	0.35098	0.010	-7.05786	100	Averaged	
118 Triphenyl Phosphate	0.27171	0.26259	0.26259	0.010	3.35844	100	Averaged	

Analytical Resources, Inc.

Semivolatile Report SW846 Method 8270C

Data file : /chem1/nt6.i/20050801.b/cc0801.d
Lab Smp Id: ABN 25
Inj Date : 01-AUG-2005 15:03
Operator : LJR/VS Inst ID: nt6.i
Smp Info : ABN 25
Misc Info :
Comment : 1ul Injection
Method : /chem1/nt6.i/20050801.b/SW846.m
Meth Date : 02-Aug-2005 12:11 jeff Quant Type: ISTD
Cal Date : 18-JUL-2005 15:41 Cal File: 0800718.d
Als bottle: 1 Continuing Calibration Sample
Dil Factor: 1.00000
Integrator: HP RTE Compound Sublist: ICAL.sub
Target Version: 3.50

	Compounds	QUANT SIG MASS	RT	EXP RT	REL RT	RESPONSE	AMOUNTS CAL-AMT (ug/mL)	AMOUNTS ON-COL (ug/mL)
$	1 2-Fluorophenol	112	5.266	5.266	(0.735)	224978	25.0000	23.66
$	2 Phenol-d5	99	6.832	6.832	(0.953)	270248	25.0000	24.45
	3 Phenol	94	6.848	6.848	(0.955)	320088	25.0000	25.58
$	5 2-Chlorophenol-d4	132	6.885	6.885	(0.960)	210412	25.0000	24.00
	4 Bis(2-Chloroethyl)ether	93	6.880	6.880	(0.960)	251561	25.0000	24.04
	6 2-Chlorophenol	128	6.912	6.912	(0.964)	237629	25.0000	25.13
	7 1,3-Dichlorobenzene	146	7.099	7.099	(0.990)	249114	25.0000	24.63
*	8 1,4-Dichlorobenzene-d4	152	7.168	7.168	(1.000)	134662	20.0000	
	9 1,4-Dichlorobenzene	146	7.190	7.190	(1.003)	251712	25.0000	24.59
$	10 1,2-Dichlorobenzene-d4	152	7.462	7.462	(1.041)	145628	25.0000	25.50
	12 1,2-Dichlorobenzene	146	7.483	7.483	(1.044)	231534	25.0000	25.57
	11 Benzyl alcohol	108	7.500	7.500	(1.046)	84701	25.0000	13.46 (M)
	14 2,2'-oxybis(1-Chloropropane)	45	7.740	7.740	(1.080)	390101	25.0000	24.47
	13 2-Methylphenol	108	7.756	7.756	(1.082)	216006	25.0000	25.05
	17 Hexachloroethane	117	7.948	7.948	(1.109)	98069	25.0000	27.45
	16 N-Nitroso-di-n-propylamine	70	7.970	7.970	(1.112)	197219	25.0000	26.84
	15 4-Methylphenol	108	7.996	7.996	(1.115)	238239	25.0000	28.27
$	18 Nitrobenzene-d5	82	8.119	8.119	(0.875)	281500	25.0000	25.53
	19 Nitrobenzene	77	8.146	8.146	(0.877)	282473	25.0000	25.50
	20 Isophorone	82	8.531	8.531	(0.919)	488552	25.0000	25.09
	21 2-Nitrophenol	139	8.653	8.653	(0.932)	120261	25.0000	26.66
	22 2,4-Dimethylphenol	107	8.814	8.814	(0.949)	231160	25.0000	25.67
	23 Bis(2-Chloroethoxy)methane	93	8.942	8.942	(0.963)	293548	25.0000	24.17
	24 Benzoic acid	105	9.118	9.118	(0.982)	173064	25.0000	29.27
	25 2,4-Dichlorophenol	162	9.049	9.049	(0.975)	173265	25.0000	25.55
	26 1,2,4-Trichlorobenzene	180	9.150	9.150	(0.986)	175612	25.0000	24.05
*	27 Naphthalene-d8	136	9.198	9.198	(1.000)	478580	20.0000	(H)

	Compounds	QUANT SIG MASS	RT	EXP RT	REL RT	RESPONSE	AMOUNTS CAL-AMT (ug/mL)	AMOUNTS ON-COL (ug/mL)
	28 Naphthalene	128	9.230	9.230	(0.994)	649943	25.0000	23.78
	29 4-Chloroaniline	127	9.407	9.407	(1.013)	276816	25.0000	24.86
	30 Hexachlorobutadiene	225	9.540	9.540	(1.028)	83366	25.0000	24.29
	31 4-Chloro-3-methylphenol	107	10.251	10.251	(1.104)	200332	25.0000	27.28
	32 2-Methylnaphthalene	141	10.336	10.336	(1.113)	331742	25.0000	23.90
	33 Hexachlorocyclopentadiene	237	10.705	10.705	(0.891)	63751	25.0000	26.78
	34 2,4,6-Trichlorophenol	196	10.870	10.870	(0.904)	105690	25.0000	23.94
	35 2,4,5-Trichlorophenol	196	10.929	10.929	(0.909)	119653	25.0000	25.29
$	36 2-Fluorobiphenyl	172	10.983	10.983	(0.914)	405797	25.0000	23.16
	37 2-Chloronaphthalene	162	11.100	11.100	(0.924)	359939	25.0000	26.86
	38 2-Nitroaniline	65	11.378	11.378	(0.947)	148332	25.0000	26.47
	39 Dimethylphthalate	163	11.747	11.747	(0.977)	393725	25.0000	23.56
	40 Acenaphthylene	152	11.768	11.768	(0.979)	578210	25.0000	23.14
	41 2,6-Dinitrotoluene	165	11.848	11.848	(0.986)	98862	25.0000	26.16
*	42 Acenaphthene-d10	164	12.019	12.019	(1.000)	261164	20.0000	
	43 3-Nitroaniline	138	12.051	12.051	(1.003)	106231	25.0000	26.08
	44 Acenaphthene	153	12.067	12.067	(1.004)	358628	25.0000	22.82
	45 2,4-Dinitrophenol	184	12.211	12.211	(1.016)	35105	25.0000	31.36
	46 Dibenzofuran	168	12.323	12.323	(1.025)	494597	25.0000	23.44
	47 4-Nitrophenol	109	12.430	12.430	(1.034)	53868	25.0000	30.36
	48 2,4-Dinitrotoluene	165	12.457	12.457	(1.036)	126573	25.0000	26.66
	50 Diethylphthalate	149	12.884	12.884	(1.072)	376699	25.0000	24.20
	49 Fluorene	166	12.874	12.874	(1.071)	390110	25.0000	22.95
	51 4-Chlorophenyl-phenylether	204	12.911	12.911	(1.074)	183374	25.0000	24.10
	52 4-Nitroaniline	138	13.050	13.050	(1.086)	107004	25.0000	25.50
	53 4,6-Dinitro-2-methylphenol	198	13.098	13.098	(0.913)	64421	25.0000	32.93
	54 N-Nitrosodiphenylamine	169	13.135	13.135	(0.915)	233396	25.0000	24.27
$	55 2,4,6-Tribromophenol	330	13.306	13.306	(1.107)	47308	25.0000	26.93
	56 4-Bromophenyl-phenylether	248	13.680	13.680	(0.953)	97318	25.0000	23.91
	57 Hexachlorobenzene	284	13.883	13.883	(0.967)	98833	25.0000	23.98
	58 Pentachlorophenol	266	14.204	14.204	(0.990)	56159	25.0000	26.78
*	59 Phenanthrene-d10	188	14.353	14.353	(1.000)	368195	20.0000	
	60 Phenanthrene	178	14.391	14.391	(1.003)	524839	25.0000	27.03
	61 Anthracene	178	14.460	14.460	(1.007)	535751	25.0000	23.51
	62 Carbazole	167	14.775	14.775	(1.029)	502495	25.0000	23.96
	63 Di-n-butylphthalate	149	15.497	15.497	(1.080)	621953	25.0000	25.03
	64 Fluoranthene	202	16.303	16.303	(1.136)	528032	25.0000	23.84
	65 Pyrene	202	16.651	16.651	(0.894)	544278	25.0000	23.48
$	66 Terphenyl-d14	244	16.987	16.987	(0.912)	340208	25.0000	23.65
	67 Butylbenzylphthalate	149	17.879	17.879	(0.960)	274682	25.0000	24.57
	68 Benzo(a)anthracene	228	18.590	18.590	(0.998)	452623	25.0000	22.42
*	69 Chrysene-d12	240	18.622	18.622	(1.000)	267475	20.0000	
	70 3,3'-Dichlorobenzidine	252	18.643	18.643	(1.001)	161209	25.0000	22.78
	71 Chrysene	228	18.659	18.659	(1.002)	418414	25.0000	21.40
	72 bis(2-Ethylhexyl)phthalate	149	18.862	18.862	(0.953)	377109	25.0000	26.10
*	134 Di-n-octylphthalate-d4	153	19.786	19.786	(1.000)	494628	20.0000	
	73 Di-n-octylphthalate	149	19.797	19.797	(1.001)	612063	25.0000	23.57

	Compounds	QUANT SIG MASS	RT	EXP RT	REL RT	RESPONSE	AMOUNTS CAL-AMT (ug/mL)	AMOUNTS ON-COL (ug/mL)
74	Benzo(b)fluoranthene	252	20.230	20.230	(0.975)	478636	25.0000	22.89
75	Benzo(k)fluoranthene	252	20.267	20.267	(0.977)	471430	25.0000	23.58
76	Benzo(a)pyrene	252	20.673	20.673	(0.996)	448568	25.0000	24.39
* 77	Perylene-d12	264	20.753	20.753	(1.000)	300548	20.0000	
78	Indeno(1,2,3-cd)pyrene	276	22.110	22.110	(1.065)	546802	25.0000	29.78
79	Dibenzo(a,h)anthracene	278	22.137	22.137	(1.067)	441346	25.0000	30.66
80	Benzo(g,h,i)perylene	276	22.447	22.447	(1.082)	499615	25.0000	30.39
90	N-Nitrosodimethylamine	74	2.975	2.975	(0.415)	167465	25.0000	23.28
103	Pyridine	79	Compound Not Detected.					
91	Aniline	93	6.880	6.880	(0.960)	251561	25.0000	15.45
105	1-methylnaphthalene	141	10.502	10.502	(1.131)	340473	25.0000	24.19
93	Benzidine	184	16.597	16.597	(0.891)	178999	25.0000	19.06
98	Retene	219	17.212	17.212	(0.924)	173328	25.0000	23.96
111	Azobenzene (1,2-DP-Hydrazine)	77	13.162	13.162	(1.095)	520756	25.0000	25.48
144	alpha-Terpineol	59	9.284	9.284	(1.000)	101698	25.0000	18.72
143	1,4-Dioxane	58	Compound Not Detected.					
$ 145	d8-1,4-Dioxane	96	Compound Not Detected.					
133	Butylatedhydroxytoluene	205	12.211	12.211	(1.016)	275099	25.0000	23.63
115	Tributyl Phosphate	99	13.264	13.264	(0.924)	523539	25.0000	26.58
116	Dibutyl Phenyl Phosphate	175	14.946	14.946	(1.041)	295178	25.0000	26.20
117	Butyl Diphenyl Phosphate	94	16.608	16.608	(0.892)	117347	25.0000	26.76
118	Triphenyl Phosphate	326	18.189	18.189	(0.977)	87795	25.0000	24.16

QC Flag Legend

M - Compound response manually integrated.
H - Operator selected an alternate compound hit.

Analytical Resources, Inc.

INTERNAL STANDARD COMPOUNDS
AREA AND RT SUMMARY

Instrument ID: nt6.i
Lab File ID: cc0801.d
Lab Smp Id: ABN 25
Analysis Type: SV
Quant Type: ISTD
Operator: LJR/VS
Method File: /chem1/nt6.i/20050801.b/SW846.m
Misc Info:

Calibration Date: 01-AUG-2005
Calibration Time: 15:03

Level:
Sample Type:

		AREA LIMIT			
COMPOUND	STANDARD	LOWER	UPPER	SAMPLE	%DIFF
8 1,4-Dichlorobenze	134662	67331	269324	134662	0.00
27 Naphthalene-d8	478580	239290	957160	478580	0.00
42 Acenaphthene-d10	261164	130582	522328	261164	0.00
59 Phenanthrene-d10	368195	184098	736390	368195	0.00
69 Chrysene-d12	267475	133738	534950	267475	0.00
134 Di-n-octylphthala	494628	247314	989256	494628	0.00
77 Perylene-d12	300548	150274	601096	300548	0.00

		RT LIMIT			
COMPOUND	STANDARD	LOWER	UPPER	SAMPLE	%DIFF
8 1,4-Dichlorobenze	7.17	6.67	7.67	7.17	0.00
27 Naphthalene-d8	9.20	8.70	9.70	9.20	0.00
42 Acenaphthene-d10	12.02	11.52	12.52	12.02	0.00
59 Phenanthrene-d10	14.35	13.85	14.85	14.35	0.00
69 Chrysene-d12	18.62	18.12	19.12	18.62	0.00
134 Di-n-octylphthala	19.79	19.29	20.29	19.79	0.00
77 Perylene-d12	20.75	20.25	21.25	20.75	0.00

AREA UPPER LIMIT = +100% of internal standard area.
AREA LOWER LIMIT = - 50% of internal standard area.
RT UPPER LIMIT = + 0.50 minutes of internal standard RT.
RT LOWER LIMIT = - 0.50 minutes of internal standard RT.

Data File: /chem1/nt6.i/20050801.b/cc0801.d
Date : 01-AUG-2005 15:03
Client ID:
Sample Info: ABN 25

Instrument: nt6.i

Operator: LJR/VS
Column diameter: 0.32

Column phase: RTX-5

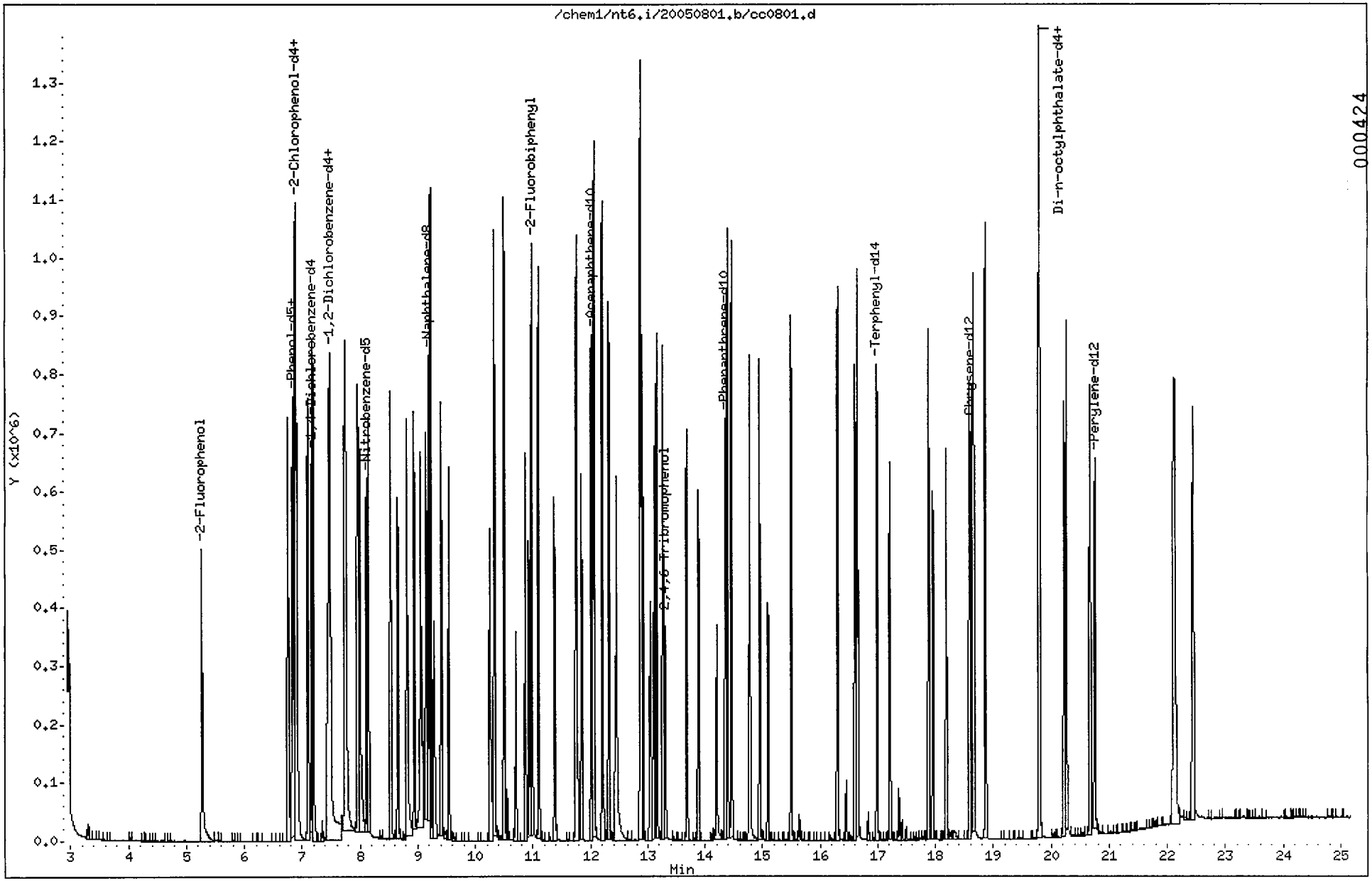

Data File: /chem1/nt6.i/20050801.b/cc0801.d
Injection Date: 01-AUG-2005 15:03
Instrument: nt6.i
Client Sample ID:

Compound: Benzyl alcohol
CAS Number: 100-51-6

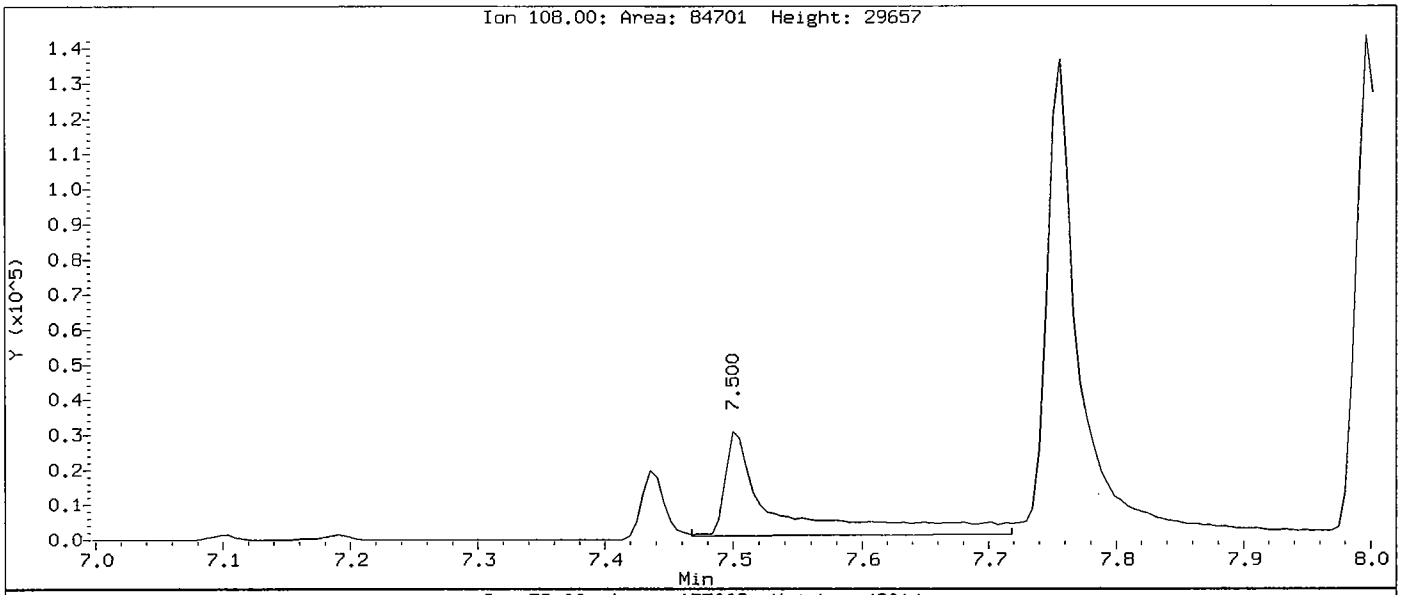

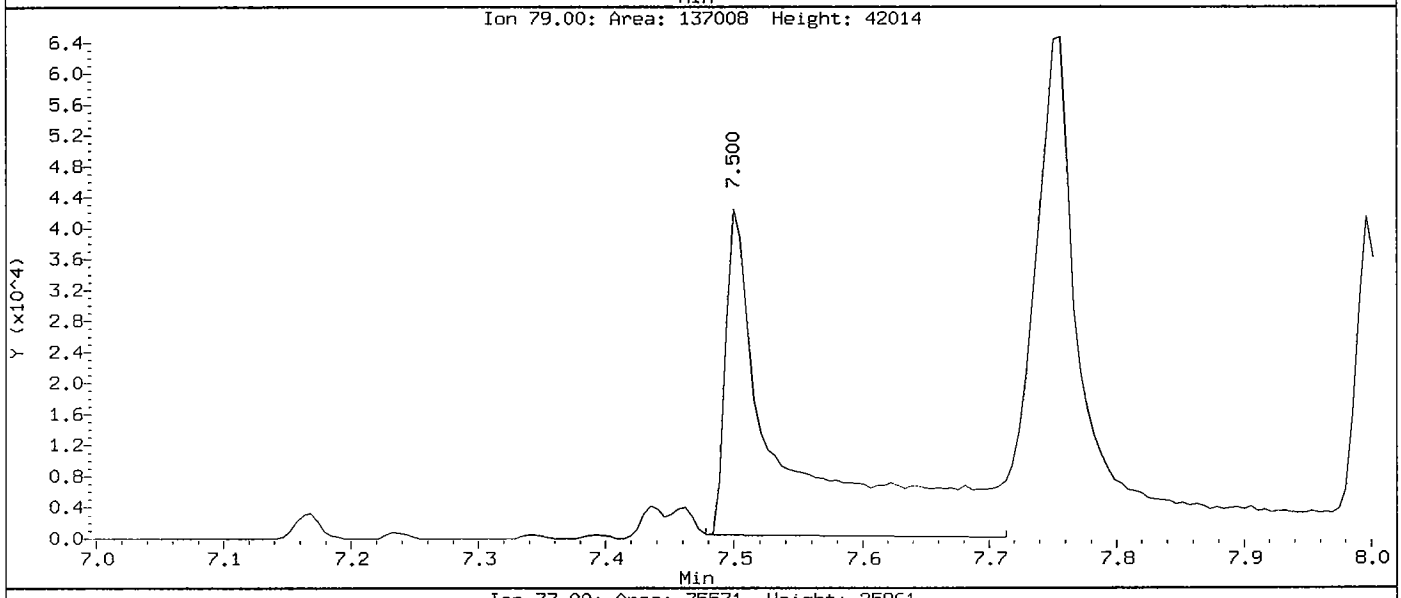

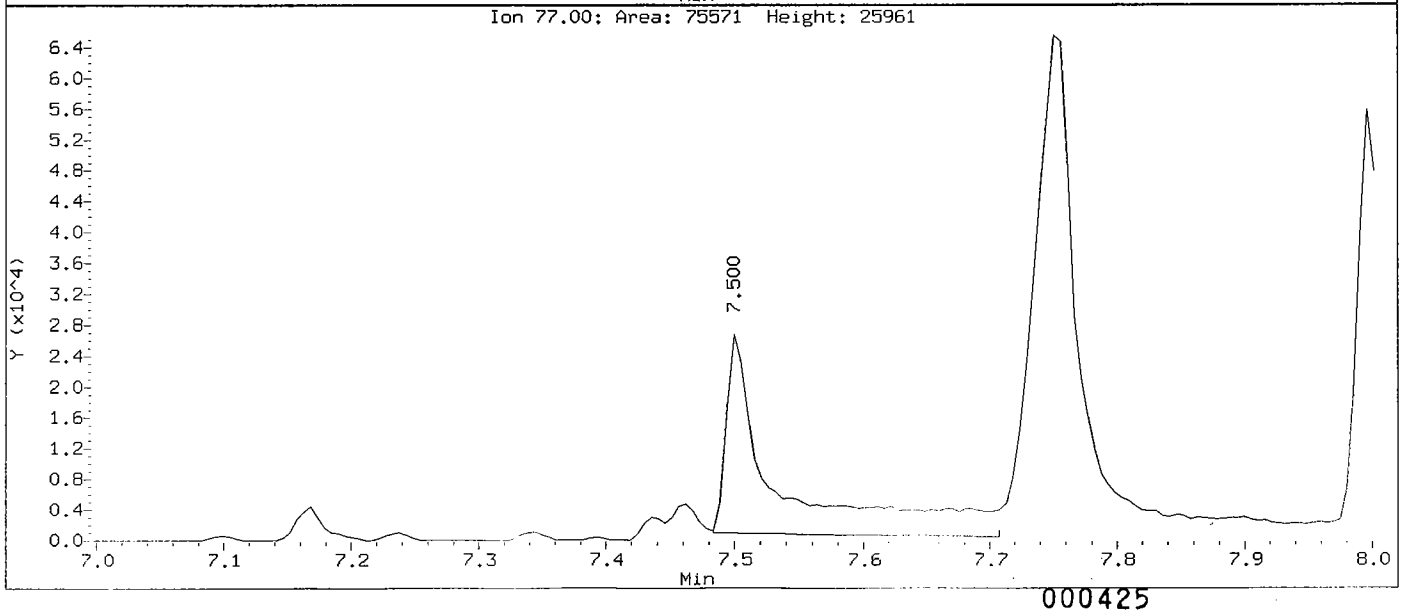

Data File: /chem1/nt6.i/20050801.b/cc0801.d
Injection Date: 01-AUG-2005 15:03
Instrument: nt6.i
Client Sample ID:

Compound: Naphthalene-d8
CAS Number: 1146-65-2

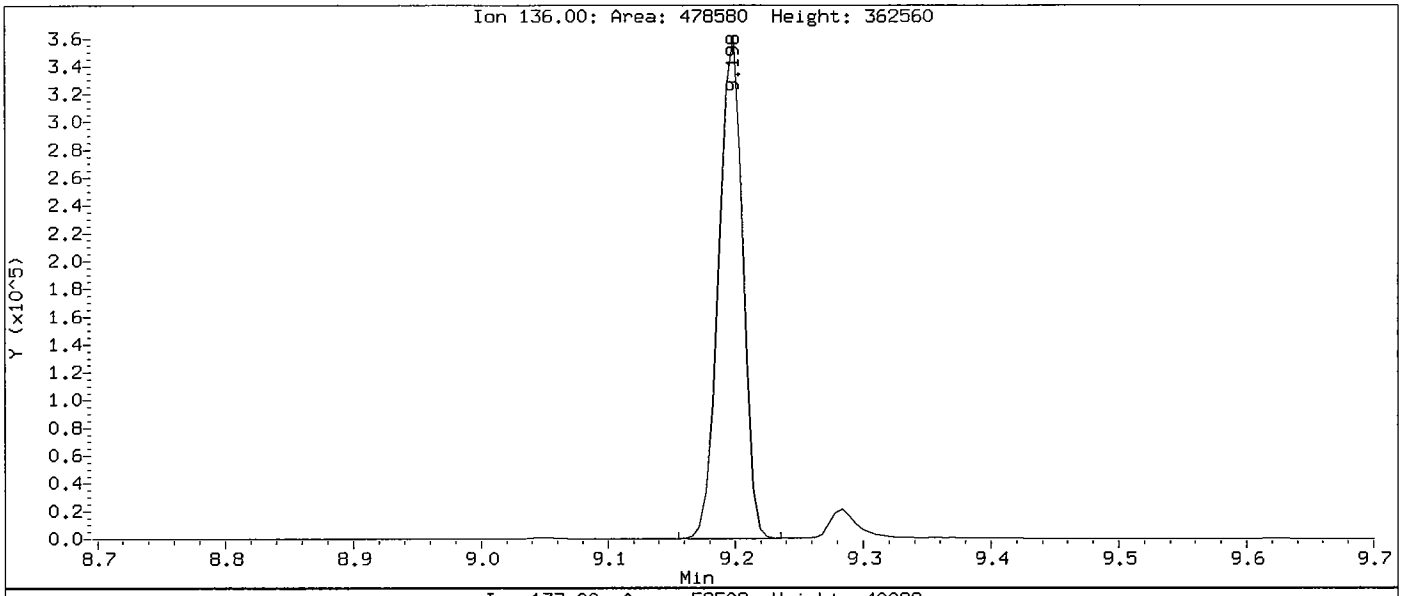

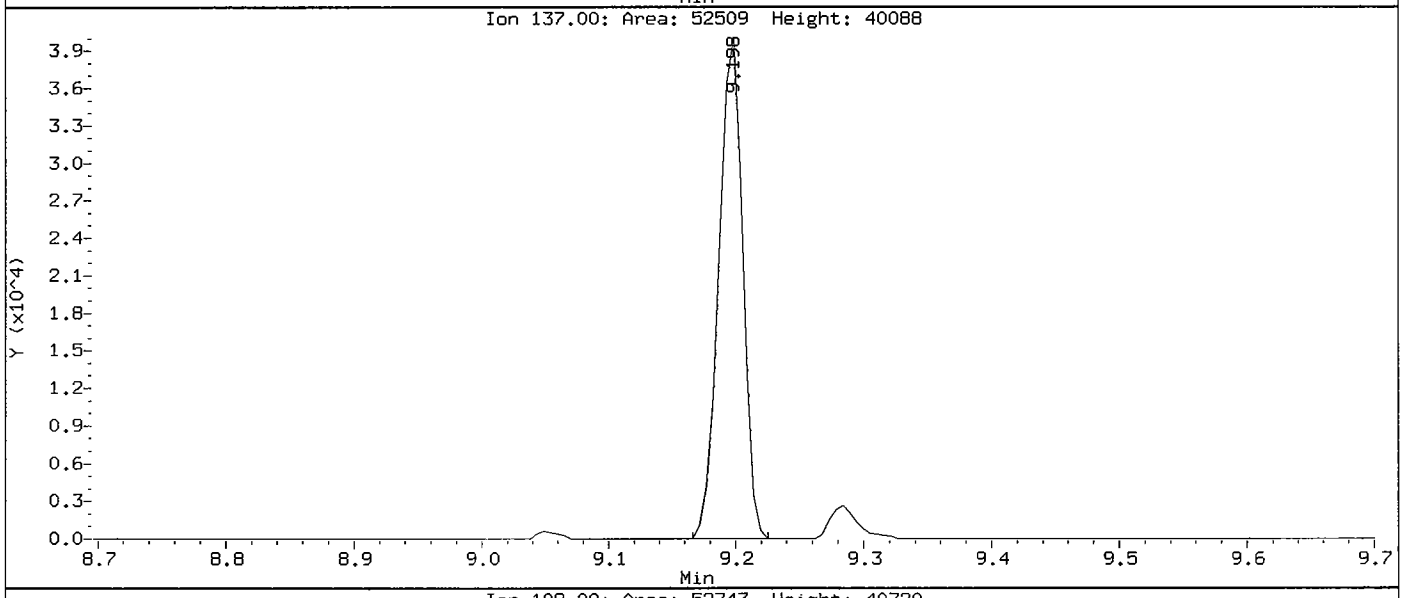

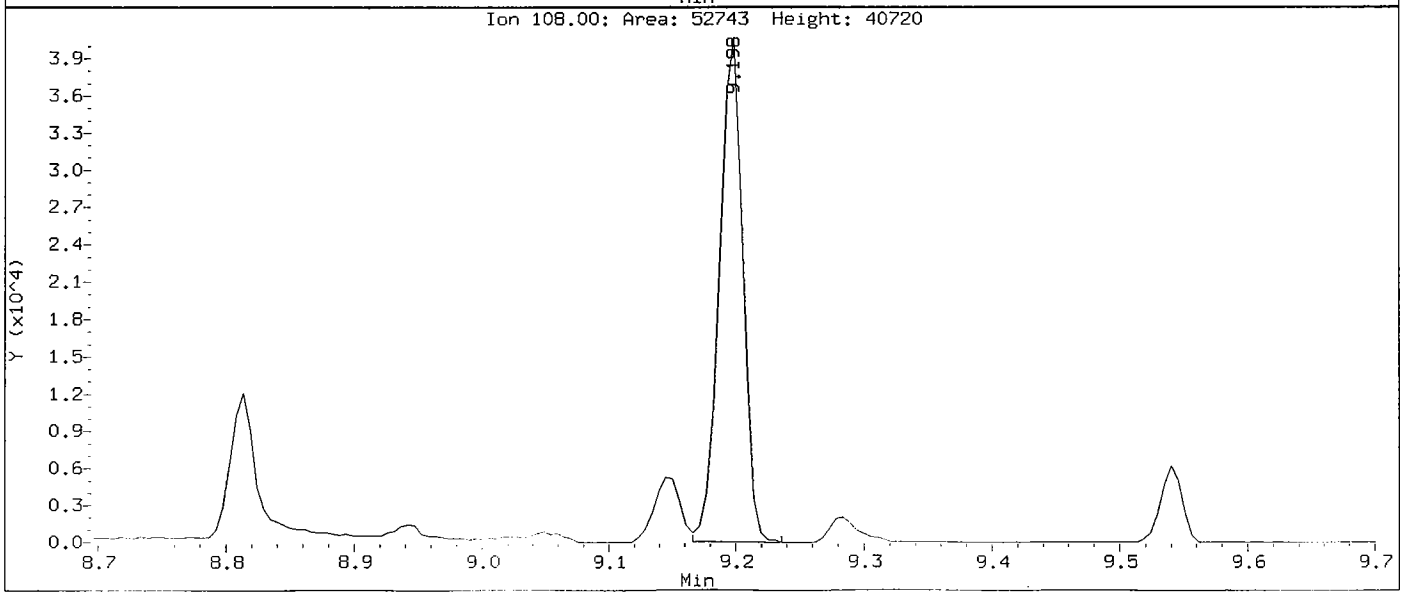

Analytical Resources Inc.
ABN by sw846 8270C
DDT Breakdown Report

Data file: /chem1/nt6.i/20050801.b/ddt.b/cc0801.d
Method: /chem1/nt6.i/20050801.b/ddt.b/sw846ddt.m
Analysis Date: 01-AUG-2005 15:03

ARI ID:
Misc:
Instrument: nt6.i

COMPOUND	RT	AREA
Pentachlorophenol	14.204	54744
Benzidine	16.597	172608
4,4'-DDE	----	----
4,4'-DDD	17.495	5627
4,4'-DDT	17.954	137249

$$\text{DDT Percent Breakdown} = \frac{(\text{DDE Area} + \text{DDD Area}) * 100}{(\text{DDE Area} + \text{DDD Area} + \text{DDT Area})}$$

$$\text{DDT Percent Breakdown} = \frac{(\ 0 + 5627) * 100}{(\ 0 + 5627 + 137249)}$$

DDT Percent Breakdown = 3.9 %

Data File: /chem1/nt6.i/20050801.b/ddt.b/cc0801.d
Injection Date: 01-AUG-2005 15:03
Instrument: nt6.i
Client Sample ID:

Compound: Pentachlorophenol
CAS Number: 87-86-5

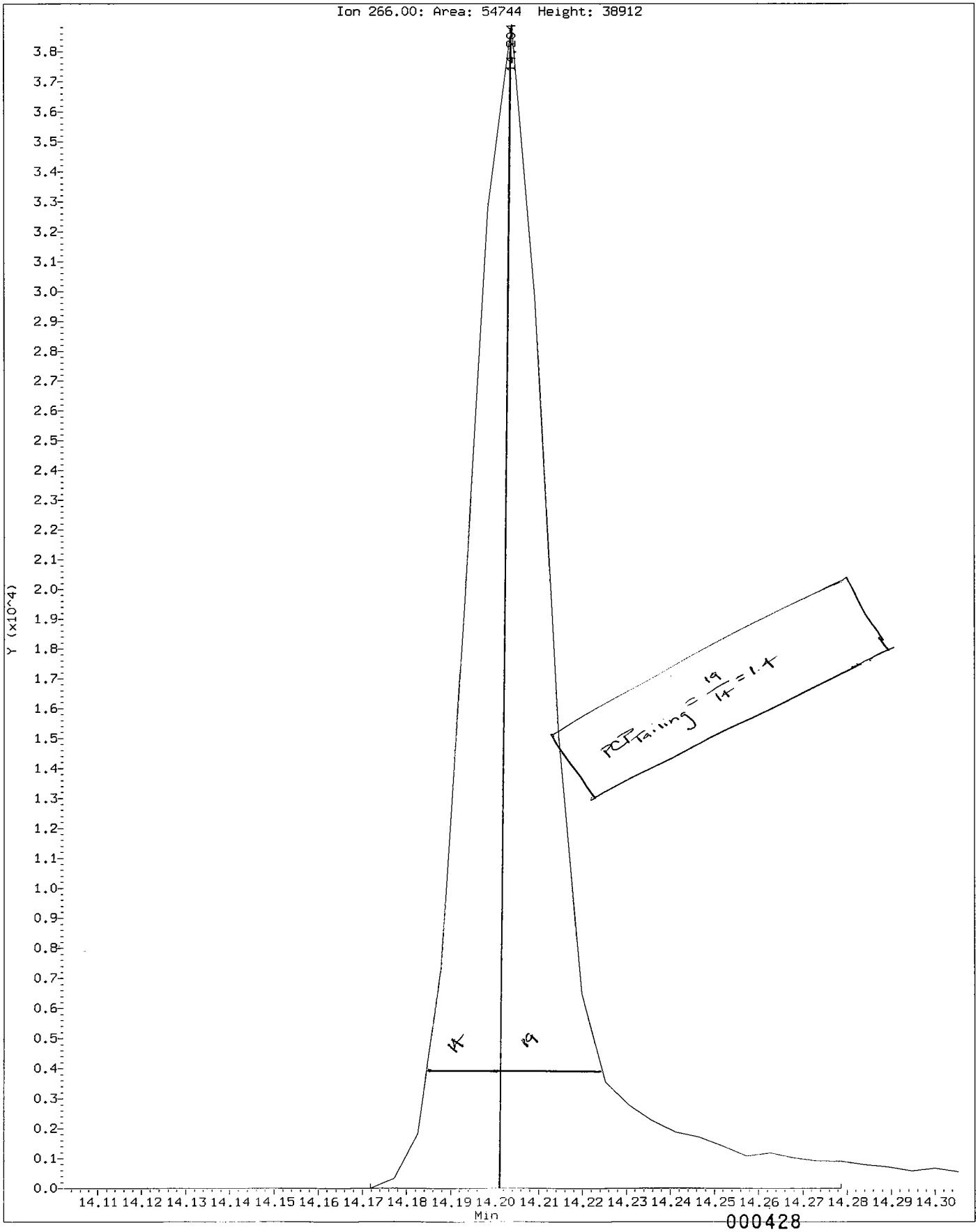

Data File: /chem1/nt6.i/20050801.b/ddt.b/cc0801.d
Injection Date: 01-AUG-2005 15:03
Instrument: nt6.i
Client Sample ID:

Compound: Benzidine
CAS Number:

